



7

PCB terminal blocks and PCB connectors

Edition 2/2018



PCB terminal blocks and PCB connectors



Terminal blocks

- Terminal blocks



Power supplies, surge protection and device circuit breakers

- Surge protection and interference suppression filters
- Power supplies and UPS
- Protective devices



Sensor/actuator cabling and connectors

- Sensor/actuator cabling
- Cables and lines
- Connectors



Interface technology and switching devices

- Electronic switching devices and motor control
- Measurement and control technology
- Monitoring
- Relay modules
- System cabling for controllers



Marking systems, tools and mounting material

- Marking and labeling
- Tools
- Installation and mounting material



Automation

- Lighting and signaling
- Fieldbus components and systems
- Functional safety
- HMIs and industrial PCs
- I/O systems
- Industrial cloud computing
- Industrial communication technology
- Software
- Controllers

Find out more with the web code

On some of the catalog pages, you can find our webcode: a hash symbol followed by a four-digit number combination.

i Web code: #1234 (example)

This allows you to access information on our website quickly.

It could not be easier:

1. Go to the Phoenix Contact website
2. Enter # and the number combination in the search field
3. Get more information and product versions

Or use the direct link:

phoenixcontact.net/webcode/#1234

You will find the latest information and all new products directly in the product area of our website:

phoenixcontact.net/products

Also discover the Phoenix Contact catalog app interactively on your tablet.



Table of contents

PCB terminal blocks

- For conductor cross sections from 0.14 mm² (AWG 26) to 95 mm² (AWG 3/0)
- For currents up to 232 A (IEC) / 200 A (UL B, C)
- For voltages up to 1000 V (IEC) / 600 V (UL B, C)
- With screw, spring and insulation displacement connection for various connection directions
- For pitches from 2.5 mm to 20 mm
- For wave, THR and SMT soldering



4

i Web code: [#0391](#)

PCB connectors

- For conductor cross sections from 0.14 mm² (AWG 26) to 35 mm² (AWG 2)
- For currents up to 125 A (IEC) / 115 A (UL B, C)
- For voltages up to 1000 V (IEC) / 600 V (UL B, C)
- With screw, spring, insulation displacement and crimp connection for various connection directions
- For pitches from 2.5 mm to 15 mm
- For board-to-board, wire-to-board and wire-to-wire connections




128

i Web code: [#0425](#)

High-current feed-through terminal blocks

- For conductor cross sections from 4 mm² (AWG 10) to 150 mm² (AWG 250)
- For currents up to 309 A (IEC) / 309 A (UL B, C)
- For voltages up to 1000 V (IEC) / 600 V (UL B, C)
- With screw, spring, T-LOX and bolt connection for various connection directions
- For panel thickness from 1 to 6 mm
- Fastening through tool-free snap-in locking



438

i Web code: [#0456](#)



PCB terminal blocks

Conductor cross section up to 0.5 mm² (AWG 20)

Screw connection with tension sleeve	6
Push-in spring connection	6
IDC insulation displacement connection	13

Conductor cross section up to 1.5 mm² (AWG 16)

Screw connection with wire protector	15
Screw connection with tension sleeve	16
Push-in spring connection	37
Spring-cage connection	63

Conductor cross section up to 2.5 mm² (AWG 14)

Screw connection with wire protector	69
Screw connection with tension sleeve	70
Front screw connection	87
Push-in spring connection	90
Spring-cage connection	96

Conductor cross section up to 4 mm² (AWG 12)

Screw connection with wire protector	99
Screw connection with tension sleeve	101

Conductor cross section up to 6 mm² (AWG 10)

Screw connection with tension sleeve	102
Front connection	107
Push-in spring connection	108
Spring-cage connection	111
Push-lock spring connection	112

Conductor cross section up to 16 mm² (AWG 6)

Screw connection with tension sleeve	115
Push-in spring connection	117
Spring-cage connection	120
Push-lock spring connection	121

Conductor cross section up to 35 mm² (AWG 2)

Screw connection with tension sleeve	123
--------------------------------------	-----

Conductor cross section up to 50 mm² (AWG 2/0)

Screw connection with tension sleeve	125
--------------------------------------	-----

Nominal cross section up to 95 mm² (3/0)

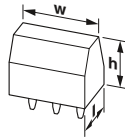
Screw connection with tension sleeve	127
--------------------------------------	-----

PCB terminal blocks

Conductor cross section up to 0.5 mm² (AWG 20)

Printed circuit board terminal, Screw connection with tension sleeve, Pitch: 2.54 mm

MPT 0,5, Linear pinning



Dimensions	[mm]
Solder pin length	3.5
Length l	6.2
Height h	8.5



Ordering data

No. of pos.	Type	Order No.	Pcs./ Pkt.	Width w [mm]
2	MPT 0,5/ 2-2,54	1725656	250	5.54
3	MPT 0,5/ 3-2,54	1725669	250	8.08
4	MPT 0,5/ 4-2,54	1725672	250	10.62
5	MPT 0,5/ 5-2,54	1725685	250	13.16
6	MPT 0,5/ 6-2,54	1725698	100	15.7
7	MPT 0,5/ 7-2,54	1725708	100	18.24
8	MPT 0,5/ 8-2,54	1725711	100	20.78
9	MPT 0,5/ 9-2,54	1725724	100	23.32
10	MPT 0,5/10-2,54	1725737	100	25.86
11	MPT 0,5/11-2,54	1725740	50	28.4
12	MPT 0,5/12-2,54	1725753	50	30.94

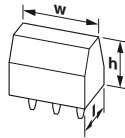


Technical data

Connection capacity			
Solid / stranded	[mm ²]	0.14 - 0.5 / 0.14 - 0.5	
Stranded with ferrules without plastic sleeve	[mm ²]	0.25 - 0.34	
Stranded with ferrules with plastic sleeve	[mm ²]	0.25 - 0.34	
2 conductors with same cross section solid / stranded	[mm ²]	0.14 - 0.34 / 0.14 - 0.34	
2 conductors with same cross section, stranded, with ferrule without plastic sleeve	[mm ²]	-	
2 conductors with same cross section, stranded, with TWIN ferrules with plastic sleeve	[mm ²]	-	
Conductor cross section AWG/kcmil		26 - 20	
Stripping length	[mm]	4.5	
Tightening torque	[Nm]	0.12 - 0.15	
Electrical parameters			
Rated current / conductor cross section	[A] / [mm ²]	6 / 0.5	
Surge voltage category/degree of pollution		III / 3	II / 2
Rated insulation voltage	[V]	63	160
Rated surge voltage	[kV]	1.5	1.5
Approval data (UL/CUL)			
Use Group		B	C
Nominal voltage/current	[V] / [A]	125 / 6	-
AWG		30-20	-
Approval data (CSA)			
Use Group		B	C
Nominal voltage/current	[V] / [A]	125 / 6	-
AWG		28-20	-
General data			
Type of insulation material / insulation material group		PA / I	
Inflammability class in acc. with UL 94		V0	

Printed circuit board terminal, Push-in spring connection, Pitch: 2.5 mm

PTSM 0,5/...-H-THR, Linear double pinning



Dimensions	[mm]
Solder pin length	2.1
Length l	10
Height h	5



Ordering data

No. of pos.	Type	Order No.	Pcs./ Pkt.	Width w [mm]
2	PTSM 0,5/ 2-2,5-H THR R24	1770885	530	5.5
3	PTSM 0,5/ 3-2,5-H THR R32	1770898	530	8
4	PTSM 0,5/ 4-2,5-H THR R32	1770908	530	10.5
5	PTSM 0,5/ 5-2,5-H THR R32	1770911	530	13
6	PTSM 0,5/ 6-2,5-H THR R32	1770924	530	15.5
7	PTSM 0,5/ 7-2,5-H THR R32	1770937	530	18
8	PTSM 0,5/ 8-2,5-H THR R32	1770940	530	20.5



Technical data

Connection capacity			
Solid / stranded	[mm ²]	0.14 - 0.5 / 0.2 - 0.5	
Stranded with ferrules without plastic sleeve	[mm ²]	0.25 - 0.5	
Stranded with ferrules with plastic sleeve	[mm ²]	0.25 - 0.34	
2 conductors with same cross section solid / stranded	[mm ²]	- / -	
2 conductors with same cross section, stranded, with ferrule without plastic sleeve	[mm ²]	-	
2 conductors with same cross section, stranded, with TWIN ferrules with plastic sleeve	[mm ²]	-	
Conductor cross section AWG/kcmil		26 - 20	
Stripping length	[mm]	6	
Tightening torque	[Nm]	-	
Electrical parameters			
Rated current / conductor cross section	[A] / [mm ²]	6 / 0.5	
Surge voltage category/degree of pollution		III / 3	II / 2
Rated insulation voltage	[V]	63	160
Rated surge voltage	[kV]	2.5	2.5
Approval data (UL/CUL)			
Use Group		B	C
Nominal voltage/current	[V] / [A]	150 / 5	-
AWG		26-18	-
General data			
Type of insulation material / insulation material group		LCP / IIIa	
Inflammability class in acc. with UL 94		V0	

Printed circuit board terminal, Push-in spring connection, Pitch: 2.5 mm

PTSM 0,5/..-V-THR, Linear double pinning

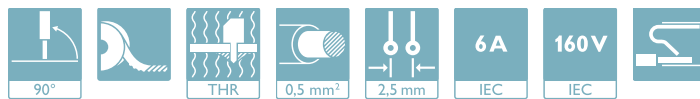


Dimensions	[mm]
Solder pin length	2.1
Length l	5
Height h	10



Ordering data

No. of pos.	Type	Order No.	Pcs./ Pkt.	Width w [mm]
2	PTSM 0,5/ 2-2,5-V THR R44	1770953	310	5.5
3	PTSM 0,5/ 3-2,5-V THR R44	1770966	310	8
4	PTSM 0,5/ 4-2,5-V THR R44	1770979	310	10.5
5	PTSM 0,5/ 5-2,5-V THR R44	1770982	310	13
6	PTSM 0,5/ 6-2,5-V THR R44	1770995	310	15.5
7	PTSM 0,5/ 7-2,5-V THR R44	1771004	310	18
8	PTSM 0,5/ 8-2,5-V THR R44	1771017	310	20.5

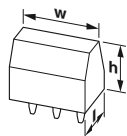


Technical data

Connection capacity				
Solid / stranded	[mm ²]	0.14 - 0.5 / 0.2 - 0.5		
Stranded with ferrules without plastic sleeve	[mm ²]	0.25 - 0.5		
Stranded with ferrules with plastic sleeve	[mm ²]	0.25 - 0.34		
2 conductors with same cross section solid / stranded	[mm ²]	- / -		
2 conductors with same cross section, stranded, with ferrule without plastic sleeve	[mm ²]	-		
2 conductors with same cross section, stranded, with TWIN ferrules with plastic sleeve	[mm ²]	-		
Conductor cross section AWG/kcmil		26 - 20		
Stripping length	[mm]	6		
Tightening torque	[Nm]	-		
Electrical parameters				
Rated current / conductor cross section	[A] / [mm ²]	6 / 0.5		
Surge voltage category/degree of pollution		III/3	III / 2	II / 2
Rated insulation voltage	[V]	63	160	200
Rated surge voltage	[kV]	2.5	2.5	2.5
Approval data (UL/CUL)				
Use Group		B	C	D
Nominal voltage/current	[V] / [A]	150 / 5	-	-
AWG		26-18	-	-
General data				
Type of insulation material / insulation material group		LCP / IIIa		
Inflammability class in acc. with UL 94		V0		

Printed circuit board terminal, Push-in spring connection, Pitch: 2.5 mm

PTSM 0,5/..-H-SMD, Linear pad geometry

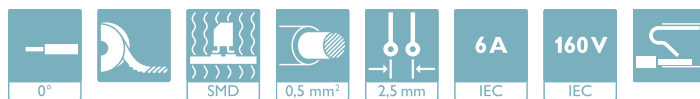


Dimensions	[mm]
Solder pin length	-
Length l	9
Height h	5.12



Ordering data

No. of pos.	Type	Order No.	Pcs./ Pkt.	Width w [mm]
2	PTSM 0,5/ 2-2,5-H SMD R24	1702473	770	7.6
3	PTSM 0,5/ 3-2,5-H SMD R44	1771033	770	10.1
5	PTSM 0,5/ 5-2,5-H SMD R44	1771059	770	15.1
6	PTSM 0,5/ 6-2,5-H SMD R44	1771062	770	17.6
7	PTSM 0,5/ 7-2,5-H SMD R44	1771075	770	20.1
8	PTSM 0,5/ 8-2,5-H SMD R44	1771088	770	22.6



Technical data

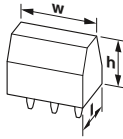
Connection capacity				
Solid / stranded	[mm ²]	0.14 - 0.5 / 0.2 - 0.5		
Stranded with ferrules without plastic sleeve	[mm ²]	0.25 - 0.5		
Stranded with ferrules with plastic sleeve	[mm ²]	-		
2 conductors with same cross section solid / stranded	[mm ²]	- / -		
2 conductors with same cross section, stranded, with ferrule without plastic sleeve	[mm ²]	-		
2 conductors with same cross section, stranded, with TWIN ferrules with plastic sleeve	[mm ²]	-		
Conductor cross section AWG/kcmil		26 - 20		
Stripping length	[mm]	6		
Tightening torque	[Nm]	-		
Electrical parameters				
Rated current / conductor cross section	[A] / [mm ²]	6 / 0.5		
Surge voltage category/degree of pollution		III/3	III / 2	II / 2
Rated insulation voltage	[V]	32	160	160
Rated surge voltage	[kV]	2.5	2.5	2.5
Approval data (UL/CUL)				
Use Group		B	C	D
Nominal voltage/current	[V] / [A]	150 / 5	-	-
AWG		26-18	-	-
General data				
Type of insulation material / insulation material group		LCP / IIIa		
Inflammability class in acc. with UL 94		V0		

PCB terminal blocks

Conductor cross section up to 0.5 mm² (AWG 20)

Printed circuit board terminal, Push-in spring connection, Pitch: 2.5 mm

PTSM 0,5/...-V-SMD, Linear pad geometry

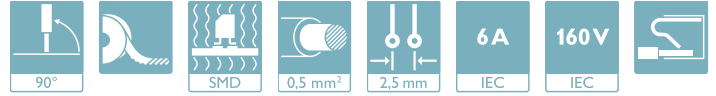


Dimensions	[mm]
Solder pin length	-
Length l	5
Height h	9



Ordering data

No. of pos.	Type	Order No.	Pcs./ Pkt.	Width w [mm]
2	PTSM 0,5/ 2-2,5-V SMD R44	1771091	400	10.1
3	PTSM 0,5/ 3-2,5-V SMD R44	1771101	400	12.6
4	PTSM 0,5/ 4-2,5-V SMD R44	1771114	400	15.1
5	PTSM 0,5/ 5-2,5-V SMD R44	1771127	400	17.6
6	PTSM 0,5/ 6-2,5-V SMD R44	1771130	400	20.1
7	PTSM 0,5/ 7-2,5-V SMD R44	1771143	400	22.6
8	PTSM 0,5/ 8-2,5-V SMD R44	1771156	400	25.1

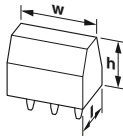


Technical data

Connection capacity			
Solid / stranded	[mm ²]	0.14 - 0.5 / 0.2 - 0.5	
Stranded with ferrules without plastic sleeve	[mm ²]	0.25 - 0.5	
Stranded with ferrules with plastic sleeve	[mm ²]	0.25 - 0.34	
2 conductors with same cross section solid / stranded	[mm ²]	- / -	
2 conductors with same cross section, stranded, with ferrule without plastic sleeve	[mm ²]	-	
2 conductors with same cross section, stranded, with TWIN ferrules with plastic sleeve	[mm ²]	-	
Conductor cross section AWG/kcmil		26 - 20	
Stripping length	[mm]	6	
Tightening torque	[Nm]	-	
Electrical parameters			
Rated current / conductor cross section	[A] / [mm ²]	6 / 0.5	
Surge voltage category/degree of pollution		III/3	III / 2
Rated insulation voltage	[V]	32	160
Rated surge voltage	[kV]	2.5	2.5
Approval data (UL/CUL)			
Use Group		B	C
Nominal voltage/current	[V] / [A]	150 / 5	-
AWG		26-18	-
General data			
Type of insulation material / insulation material group		LCP / IIIa	
Inflammability class in acc. with UL 94		V0	

Printed circuit board terminal, Push-in spring connection, Pitch: 2.5 mm

PTSM 0,5/...-H-THR WH, Linear double pinning

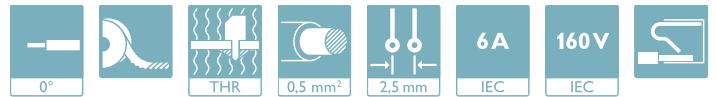


Dimensions	[mm]
Solder pin length	2.1
Length l	10
Height h	5



Ordering data

No. of pos.	Type	Order No.	Pcs./ Pkt.	Width w [mm]
2	PTSM 0,5/ 2-2,5-H THR WH R24	1814498	530	5.5
3	PTSM 0,5/ 3-2,5-H THR WH R32	1814508	530	8
4	PTSM 0,5/ 4-2,5-H THR WH R32	1814511	530	10.5
5	PTSM 0,5/ 5-2,5-H THR WH R32	1814524	530	13
6	PTSM 0,5/ 6-2,5-H THR WH R32	1814537	530	15.5
7	PTSM 0,5/ 7-2,5-H THR WH R32	1814540	530	18
8	PTSM 0,5/ 8-2,5-H THR WH R32	1814553	530	20.5



Technical data

Connection capacity			
Solid / stranded	[mm ²]	0.14 - 0.5 / 0.2 - 0.5	
Stranded with ferrules without plastic sleeve	[mm ²]	0.25 - 0.5	
Stranded with ferrules with plastic sleeve	[mm ²]	0.25 - 0.34	
2 conductors with same cross section solid / stranded	[mm ²]	- / -	
2 conductors with same cross section, stranded, with ferrule without plastic sleeve	[mm ²]	-	
2 conductors with same cross section, stranded, with TWIN ferrules with plastic sleeve	[mm ²]	-	
Conductor cross section AWG/kcmil		26 - 20	
Stripping length	[mm]	6	
Tightening torque	[Nm]	-	
Electrical parameters			
Rated current / conductor cross section	[A] / [mm ²]	6 / 0.5	
Surge voltage category/degree of pollution		III/3	III / 2
Rated insulation voltage	[V]	160	160
Rated surge voltage	[kV]	2.5	2.5
Approval data (UL/CUL)			
Use Group		B	C
Nominal voltage/current	[V] / [A]	150 / 5	-
AWG		26-18	-
General data			
Type of insulation material / insulation material group		HT PA / I	
Inflammability class in acc. with UL 94		V0	

Printed circuit board terminal, Push-in spring connection, Pitch: 2.5 mm

PTSM 0,5/..-V-THR WH, Linear double pinning

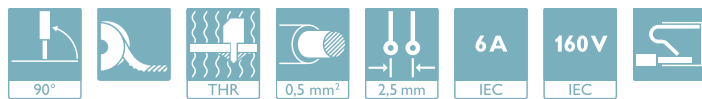


Dimensions	[mm]
Solder pin length	2.1
Length l	5
Height h	10



Ordering data

No. of pos.	Type	Order No.	Pcs./ Pkt.	Width w [mm]
2	PTSM 0,5/ 2-2,5-V THR WH R44	1814566	310	5.5
3	PTSM 0,5/ 3-2,5-V THR WH R44	1814579	310	8
4	PTSM 0,5/ 4-2,5-V THR WH R44	1814582	310	10.5
5	PTSM 0,5/ 5-2,5-V THR WH R44	1814595	310	13
6	PTSM 0,5/ 6-2,5-V THR WH R44	1814605	310	15.5
7	PTSM 0,5/ 7-2,5-V THR WH R44	1814618	310	18
8	PTSM 0,5/ 8-2,5-V THR WH R44	1814621	310	20.5

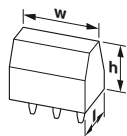


Technical data

Connection capacity				
Solid / stranded	[mm ²]	0.14 - 0.5 / 0.2 - 0.5		
Stranded with ferrules without plastic sleeve	[mm ²]	0.25 - 0.5		
Stranded with ferrules with plastic sleeve	[mm ²]	0.25 - 0.34		
2 conductors with same cross section solid / stranded	[mm ²]	- / -		
2 conductors with same cross section, stranded, with ferrule without plastic sleeve	[mm ²]	-		
2 conductors with same cross section, stranded, with TWIN ferrules with plastic sleeve	[mm ²]	-		
Conductor cross section AWG/kcmil		26 - 20		
Stripping length	[mm]	6		
Tightening torque	[Nm]	-		
Electrical parameters				
Rated current / conductor cross section	[A] / [mm ²]	6 / 0.5		
Surge voltage category/degree of pollution		III/3	III / 2	II / 2
Rated insulation voltage	[V]	160	160	400
Rated surge voltage	[kV]	2.5	2.5	2.5
Approval data (UL/CUL)				
Use Group		B	C	D
Nominal voltage/current	[V] / [A]	150 / 5	-	-
AWG		26-18	-	-
General data				
Type of insulation material / insulation material group		HT PA / I		
Inflammability class in acc. with UL 94		V0		

Printed circuit board terminal, Push-in spring connection, Pitch: 2.5 mm

PTSM 0,5/..-H-SMD WH, Linear pad geometry

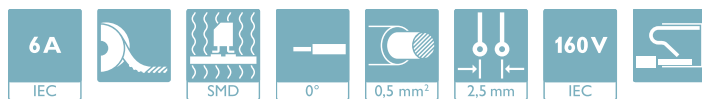


Dimensions	[mm]
Solder pin length	-
Length l	9
Height h	5.12



Ordering data

No. of pos.	Type	Order No.	Pcs./ Pkt.	Width w [mm]
2	PTSM 0,5/ 2-2,5-H SMD WH R24	1814634	770	7.6
3	PTSM 0,5/ 3-2,5-H SMD WH R44	1814647	770	10.1
4	PTSM 0,5/ 4-2,5-H SMD WH R24	1814650	770	12.6
5	PTSM 0,5/ 5-2,5-H SMD WH R44	1814663	770	15.1
6	PTSM 0,5/ 6-2,5-H SMD WH R44	1814676	770	17.6
7	PTSM 0,5/ 7-2,5-H SMD WH R44	1814689	770	20.1
8	PTSM 0,5/ 8-2,5-H SMD WH R44	1814692	770	22.6



Technical data

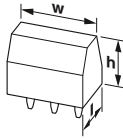
Connection capacity				
Solid / stranded	[mm ²]	0.14 - 0.5 / 0.2 - 0.5		
Stranded with ferrules without plastic sleeve	[mm ²]	0.25 - 0.5		
Stranded with ferrules with plastic sleeve	[mm ²]	0.25 - 0.34		
2 conductors with same cross section solid / stranded	[mm ²]	- / -		
2 conductors with same cross section, stranded, with ferrule without plastic sleeve	[mm ²]	-		
2 conductors with same cross section, stranded, with TWIN ferrules with plastic sleeve	[mm ²]	-		
Conductor cross section AWG/kcmil		26 - 20		
Stripping length	[mm]	6		
Tightening torque	[Nm]	-		
Electrical parameters				
Rated current / conductor cross section	[A] / [mm ²]	6 / 0.5		
Surge voltage category/degree of pollution		III/3	III / 2	II / 2
Rated insulation voltage	[V]	63	160	320
Rated surge voltage	[kV]	2.5	2.5	2.5
Approval data (UL/CUL)				
Use Group		B	C	D
Nominal voltage/current	[V] / [A]	150 / 5	-	-
AWG		26-18	-	-
General data				
Type of insulation material / insulation material group		HT PA / I		
Inflammability class in acc. with UL 94		V0		

PCB terminal blocks

Conductor cross section up to 0.5 mm² (AWG 20)

Printed circuit board terminal, Push-in spring connection, Pitch: 2.5 mm

PTSM 0,5/...-V-SMD WH, Linear pad geometry

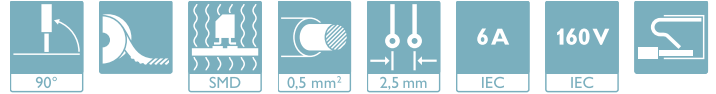


Dimensions	[mm]
Solder pin length	2
Length l	7
Height h	9



Ordering data

No. of pos.	Type	Order No.	Pcs./ Pkt.	Width w [mm]
2	PTSM 0,5/ 2-2,5-V SMD WH R44	1814702	400	10.1
3	PTSM 0,5/ 3-2,5-V SMD WH R44	1814715	400	12.6
4	PTSM 0,5/ 4-2,5-V SMD WH R44	1814728	400	15.1
5	PTSM 0,5/ 5-2,5-V SMD WH R44	1814731	400	17.6
6	PTSM 0,5/ 6-2,5-V SMD WH R44	1814744	400	20.1
7	PTSM 0,5/ 7-2,5-V SMD WH R44	1814757	400	22.6
8	PTSM 0,5/ 8-2,5-V SMD WH R44	1814760	400	25.1

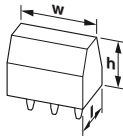


Technical data

Connection capacity			
Solid / stranded	[mm ²]	0.14 - 0.5 / 0.2 - 0.5	
Stranded with ferrules without plastic sleeve	[mm ²]	0.25 - 0.5	
Stranded with ferrules with plastic sleeve	[mm ²]	0.25 - 0.34	
2 conductors with same cross section solid / stranded	[mm ²]	- / -	
2 conductors with same cross section, stranded, with ferrule without plastic sleeve	[mm ²]	-	
2 conductors with same cross section, stranded, with TWIN ferrules with plastic sleeve	[mm ²]	-	
Conductor cross section AWG/kcmil		26 - 20	
Stripping length	[mm]	6	
Tightening torque	[Nm]	-	
Electrical parameters			
Rated current / conductor cross section	[A] / [mm ²]	6 / 0.5	
Surge voltage category/degree of pollution		III/3	III / 2
Rated insulation voltage	[V]	63	160
Rated surge voltage	[kV]	2.5	2.5
Approval data (UL/CUL)			
Use Group		B	C
Nominal voltage/current	[V] / [A]	150 / 5	-
AWG		26-18	-
General data			
Type of insulation material / insulation material group		HT PA / I	
Inflammability class in acc. with UL 94		V0	

Printed circuit board terminal, Push-in spring connection, Pitch: 2.5 mm

PTSA 0,5, Linear front pinning



Dimensions	[mm]
Solder pin length	3.6
Length l	12
Height h	13.1



Ordering data

No. of pos.	Type	Order No.	Pcs./ Pkt.	Width w [mm]
2	PTSA 0,5/ 2-2,5-F	1989748	250	6.5
1	PTSA 0,5/ 1-2,5-F	1840967	100	4
3	PTSA 0,5/ 3-2,5-F	1989751	250	9
4	PTSA 0,5/ 4-2,5-F	1989764	250	11.5
5	PTSA 0,5/ 5-2,5-F	1989777	100	14
6	PTSA 0,5/ 6-2,5-F	1989780	100	16.5
7	PTSA 0,5/ 7-2,5-F	1989793	100	19
8	PTSA 0,5/ 8-2,5-F	1989803	100	21.5
9	PTSA 0,5/ 9-2,5-F	1989816	100	24
10	PTSA 0,5/ 10-2,5-F	1989829	100	26.5
11	PTSA 0,5/ 11-2,5-F	1989832	50	29
12	PTSA 0,5/ 12-2,5-F	1989845	50	31.5
13	PTSA 0,5/ 13-2,5-F	1989858	50	34
14	PTSA 0,5/ 14-2,5-F	1989861	50	36.5
15	PTSA 0,5/ 15-2,5-F	1989874	50	39
16	PTSA 0,5/ 16-2,5-F	1989887	50	41.5



Technical data

Connection capacity			
Solid / stranded	[mm ²]	0.14 - 0.5 / 0.2 - 0.5	
Stranded with ferrules without plastic sleeve	[mm ²]	-	
Stranded with ferrules with plastic sleeve	[mm ²]	-	
2 conductors with same cross section solid / stranded	[mm ²]	- / -	
2 conductors with same cross section, stranded, with ferrule without plastic sleeve	[mm ²]	-	
2 conductors with same cross section, stranded, with TWIN ferrules with plastic sleeve	[mm ²]	-	
Conductor cross section AWG/kcmil		24 - 20	
Stripping length	[mm]	9	
Tightening torque	[Nm]	-	
Electrical parameters			
Rated current / conductor cross section	[A] / [mm ²]	2 / 0.5	
Surge voltage category/degree of pollution		III/3	III / 2
Rated insulation voltage	[V]	63	250
Rated surge voltage	[kV]	2.5	2.5
Approval data (UL/CUL)			
Use Group		B	C
Nominal voltage/current	[V] / [A]	150 / 2	300 / 2
AWG		26-20	26-20
General data			
Type of insulation material / insulation material group		PA / I	
Inflammability class in acc. with UL 94		V0	

Printed circuit board terminal, Push-in spring connection, Pitch: 2.5 mm

PTSA 0,5, Zigzag pinning W



Dimensions	[mm]
Solder pin length	3.6
Length l	12
Height h	13.1



Ordering data

No. of pos.	Type	Order No.	Pcs./ Pkt.	Width w [mm]
2	PTSA 0,5/ 2-2,5-Z	1990009	250	6.5
3	PTSA 0,5/ 3-2,5-Z	1990012	250	9
4	PTSA 0,5/ 4-2,5-Z	1990025	250	11.5
5	PTSA 0,5/ 5-2,5-Z	1990038	100	14
6	PTSA 0,5/ 6-2,5-Z	1990041	100	16.5
7	PTSA 0,5/ 7-2,5-Z	1990054	100	19
8	PTSA 0,5/ 8-2,5-Z	1990067	100	21.5
9	PTSA 0,5/ 9-2,5-Z	1990070	100	24
10	PTSA 0,5/10-2,5-Z	1990083	100	26.5
11	PTSA 0,5/11-2,5-Z	1990096	50	29
12	PTSA 0,5/12-2,5-Z	1990106	50	31.5
13	PTSA 0,5/13-2,5-Z	1990119	50	34
14	PTSA 0,5/14-2,5-Z	1990122	50	36.5
15	PTSA 0,5/15-2,5-Z	1990135	50	39
16	PTSA 0,5/16-2,5-Z	1990148	50	41.5

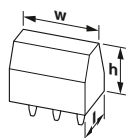



Technical data

Connection capacity	
Solid / stranded	[mm ²] 0.14 - 0.5 / 0.2 - 0.5
Stranded with ferrules without plastic sleeve	[mm ²] -
Stranded with ferrules with plastic sleeve	[mm ²] -
2 conductors with same cross section solid / stranded	[mm ²] - / -
2 conductors with same cross section, stranded, with ferrule without plastic sleeve	[mm ²] -
2 conductors with same cross section, stranded, with TWIN ferrules with plastic sleeve	[mm ²] -
Conductor cross section AWG/kcmil	24 - 20
Stripping length	[mm] 9
Tightening torque	[Nm] -
Electrical parameters	
Rated current / conductor cross section	[A] / [mm ²] 2 / 0.5
Surge voltage category/degree of pollution	III/3 III / 2 II / 2
Rated insulation voltage	[V] 160 250 400
Rated surge voltage	[kV] 2.5 2.5 2.5
Approval data (UL/CUL)	
Use Group	B C D
Nominal voltage/current	[V] / [A] 300 / 2 - 300 / 2
AWG	26-20 - 26-20
General data	
Type of insulation material / insulation material group	PA / I
Inflammability class in acc. with UL 94	V0

Printed circuit board terminal, Push-in spring connection, Pitch: 2.54 mm

FFKDS(A) 0,5/...-H, Linear double pinning



Dimensions	[mm]
Solder pin length	3.6
Length l	13.6
Height h	12.6



Ordering data

No. of pos.	Type	Order No.	Pcs./ Pkt.	Width w [mm]
2	FFKDSA1/H-2,54- 2	1792511	50	7.58
3	FFKDSA1/H-2,54- 3	1789317	50	10.12
4	FFKDSA1/H-2,54- 4	1789139	50	12.66
6	FFKDSA1/H-2,54- 6	1789265	50	17.74
8	FFKDSA1/H-2,54- 8	1780837	50	22.82
9	FFKDSA1/H-2,54- 9	1700211	50	25.36
10	FFKDSA1/H-2,54-10	1789333	10	27.9
11	FFKDSA1/H-2,54-11	1700224	10	30.44
12	FFKDSA1/H-2,54-12	1871306	10	32.98



Technical data

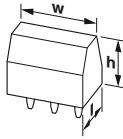
Connection capacity	
Solid / stranded	[mm ²] 0.14 - 0.5 / 0.14 - 0.5
Stranded with ferrules without plastic sleeve	[mm ²] -
Stranded with ferrules with plastic sleeve	[mm ²] -
2 conductors with same cross section solid / stranded	[mm ²] - / -
2 conductors with same cross section, stranded, with ferrule without plastic sleeve	[mm ²] -
2 conductors with same cross section, stranded, with TWIN ferrules with plastic sleeve	[mm ²] -
Conductor cross section AWG/kcmil	26 - 20
Stripping length	[mm] 11
Tightening torque	[Nm] -
Electrical parameters	
Rated current / conductor cross section	[A] / [mm ²] 6 / 0.5
Surge voltage category/degree of pollution	III/3 III / 2 II / 2
Rated insulation voltage	[V] 63 160 320
Rated surge voltage	[kV] 2.5 2.5 2.5
Approval data (UL/CUL)	
Use Group	B C D
Nominal voltage/current	[V] / [A] 150 / 6 - -
AWG	26-20 - -
Approval data (CSA)	
Use Group	B C D
Nominal voltage/current	[V] / [A] 150 / 6 - -
AWG	20 - -
General data	
Type of insulation material / insulation material group	PA / I
Inflammability class in acc. with UL 94	V0

PCB terminal blocks

Conductor cross section up to 0.5 mm² (AWG 20)

Printed circuit board terminal, Push-in spring connection, Pitch: 2.54 mm

FFKDSA(A) 0,5/..-V, Linear double pinning



Dimensions	[mm]
Solder pin length	3.4
Length l	12.6
Height h	13.6



Ordering data

No. of pos.	Type	Order No.	Pcs./ Pkt.	Width w [mm]
2	FFKDSA1/V-2,54-2	1789618	50	7.58
3	FFKDSA1/V-2,54-3	1789320	50	10.12
4	FFKDSA1/V-2,54-4	1789595	50	12.66
5	FFKDSA1/V-2,54-5	1789582	50	15.2
6	FFKDSA1/V-2,54-6	1789579	50	17.74
8	FFKDSA1/V-2,54-8	1789472	50	22.82
9	FFKDSA1/V-2,54-9	1888276	10	25.36
10	FFKDSA1/V-2,54-10	1789401	10	27.9
12	FFKDSA1/V-2,54-12	1780950	10	32.98
13	FFKDSA1/V-2,54-13	1700266	10	35.52
14	FFKDSA1/V-2,54-14	1700279	10	38.06
16	FFKDSA1/V-2,54-16	1789074	10	43.14

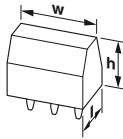


Technical data

Connection capacity			
Solid / stranded	[mm ²]	0.14 - 0.5 / 0.14 - 0.5	
Stranded with ferrules without plastic sleeve	[mm ²]	-	
Stranded with ferrules with plastic sleeve	[mm ²]	-	
2 conductors with same cross section solid / stranded	[mm ²]	- / -	
2 conductors with same cross section, stranded, with ferrule without plastic sleeve	[mm ²]	-	
2 conductors with same cross section, stranded, with TWIN ferrules with plastic sleeve	[mm ²]	-	
Conductor cross section AWG/kcmil		26 - 20	
Stripping length	[mm]	11	
Tightening torque	[Nm]	-	
Electrical parameters			
Rated current / conductor cross section	[A] / [mm ²]	6 / 0.5	
Surge voltage category/degree of pollution		III/3	III / 2
Rated insulation voltage	[V]	63	160
Rated surge voltage	[kV]	2.5	2.5
Approval data (UL/CUL)			
Use Group		B	C
Nominal voltage/current	[V] / [A]	150 / 6	-
AWG		26-20	-
Approval data (CSA)			
Use Group		B	C
Nominal voltage/current	[V] / [A]	150 / 6	-
AWG		20	-
General data			
Type of insulation material / insulation material group		PA / I	
Inflammability class in acc. with UL 94		V0	

Printed circuit board terminal, Push-in spring connection, Pitch: 3.5 mm

FK-MPT 0,5/..-H, Linear pinning



Dimensions	[mm]
Solder pin length	4
Length l	9.5
Height h	8.5



Ordering data

No. of pos.	Type	Order No.	Pcs./ Pkt.	Width w [mm]
2	FK-MPT 0,5/ 2-3,5-H	1928767	50	7.5
3	FK-MPT 0,5/ 3-3,5-H	1928770	50	11
4	FK-MPT 0,5/ 4-3,5-H	1928783	50	14.5
5	FK-MPT 0,5/ 5-3,5-H	1928796	50	18
6	FK-MPT 0,5/ 6-3,5-H	1928806	50	21.5
7	FK-MPT 0,5/ 7-3,5-H	1928819	50	25
8	FK-MPT 0,5/ 8-3,5-H	1928822	50	28.5
9	FK-MPT 0,5/ 9-3,5-H	1928835	50	32
10	FK-MPT 0,5/10-3,5-H	1928848	50	35.5
11	FK-MPT 0,5/11-3,5-H	1928851	50	39
12	FK-MPT 0,5/12-3,5-H	1928864	50	42.5
13	FK-MPT 0,5/13-3,5-H	1928877	50	46
14	FK-MPT 0,5/14-3,5-H	1928880	50	49.5
15	FK-MPT 0,5/15-3,5-H	1928893	50	53
16	FK-MPT 0,5/16-3,5-H	1928903	50	56.5




Technical data

Connection capacity			
Solid / stranded	[mm ²]	0.12 - 0.5 / -	
Stranded with ferrules without plastic sleeve	[mm ²]	-	
Stranded with ferrules with plastic sleeve	[mm ²]	-	
2 conductors with same cross section solid / stranded	[mm ²]	- / -	
2 conductors with same cross section, stranded, with ferrule without plastic sleeve	[mm ²]	-	
2 conductors with same cross section, stranded, with TWIN ferrules with plastic sleeve	[mm ²]	-	
Conductor cross section AWG/kcmil		26 - 20	
Stripping length	[mm]	6.5	
Tightening torque	[Nm]	-	
Electrical parameters			
Rated current / conductor cross section	[A] / [mm ²]	4 / 0.5	
Surge voltage category/degree of pollution		III/3	III / 2
Rated insulation voltage	[V]	160	250
Rated surge voltage	[kV]	2.5	2.5
Approval data (UL/CUL)			
Use Group		B	C
Nominal voltage/current	[V] / [A]	300 / 4	-
AWG		28-20	-
General data			
Type of insulation material / insulation material group		PBT / IIIa	
Inflammability class in acc. with UL 94		V0	

Printed circuit board terminal, Push-in spring connection, Pitch: 3.5 mm

FK-MPT 0,5/...-V, Linear pinning



Dimensions	[mm]
Solder pin length	3.5
Length l	7
Height h	9.5



Ordering data

No. of pos.	Type	Order No.	Pcs./ Pkt.	Width w [mm]
2	FK-MPT 0,5/ 2-3,5	1891069	50	7.5
3	FK-MPT 0,5/ 3-3,5	1891072	50	11
4	FK-MPT 0,5/ 4-3,5	1891085	50	14.5
5	FK-MPT 0,5/ 5-3,5	1891098	50	18
6	FK-MPT 0,5/ 6-3,5	1891108	50	21.5
7	FK-MPT 0,5/ 7-3,5	1891111	50	25
8	FK-MPT 0,5/ 8-3,5	1891124	50	28.5
9	FK-MPT 0,5/ 9-3,5	1891137	50	32
10	FK-MPT 0,5/10-3,5	1891140	50	35.5
11	FK-MPT 0,5/11-3,5	1891153	50	39
12	FK-MPT 0,5/12-3,5	1891166	50	42.5
13	FK-MPT 0,5/13-3,5	1891179	50	46
14	FK-MPT 0,5/14-3,5	1891182	50	49.5
15	FK-MPT 0,5/15-3,5	1891195	50	53
16	FK-MPT 0,5/16-3,5	1891205	50	56.5

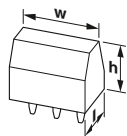


Technical data

Connection capacity				
Solid / stranded	[mm ²]	0.12 - 0.5 / -		
Stranded with ferrules without plastic sleeve	[mm ²]	-		
Stranded with ferrules with plastic sleeve	[mm ²]	-		
2 conductors with same cross section solid / stranded	[mm ²]	- / -		
2 conductors with same cross section, stranded, with ferrule without plastic sleeve	[mm ²]	-		
2 conductors with same cross section, stranded, with TWIN ferrules with plastic sleeve	[mm ²]	-		
Conductor cross section AWG/kcmil		26 - 20		
Stripping length	[mm]	6.5		
Tightening torque	[Nm]	-		
Electrical parameters				
Rated current / conductor cross section	[A] / [mm ²]	4 / 0.5		
Surge voltage category/degree of pollution		III/3	III / 2	II / 2
Rated insulation voltage	[V]	160	250	250
Rated surge voltage	[kV]	2.5	2.5	2.5
Approval data (UL/CUL)				
Use Group		B	C	D
Nominal voltage/current	[V] / [A]	300 / 4	-	300 / 4
AWG		28-20	-	28-20
General data				
Type of insulation material / insulation material group		PBT / IIIa		
Inflammability class in acc. with UL 94		V0		

Printed circuit board terminal, Displacement connection, Pitch: 2.5 mm

PTQ 0,3/...-THR, Zigzag pinning W



Dimensions	[mm]
Solder pin length	2
Length l	17.55
Height h	8



Ordering data

No. of pos.	Type	Order No.	Pcs./ Pkt.	Width w [mm]
2	PTQ 0,3/ 2-2,5 THR R32	1702610	250	7



Technical data

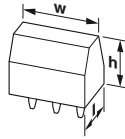

Connection capacity				
Solid / stranded	[mm ²]	0.14 - 0.34 / 0.14 - 0.34		
Stranded with ferrules without plastic sleeve	[mm ²]	-		
Stranded with ferrules with plastic sleeve	[mm ²]	-		
2 conductors with same cross section solid / stranded	[mm ²]	- / -		
2 conductors with same cross section, stranded, with ferrule without plastic sleeve	[mm ²]	-		
2 conductors with same cross section, stranded, with TWIN ferrules with plastic sleeve	[mm ²]	-		
Conductor cross section AWG/kcmil		26 - 22		
Stripping length	[mm]	-		
Tightening torque	[Nm]	-		
Electrical parameters				
Rated current / conductor cross section	[A] / [mm ²]	4 / 0.34		
Surge voltage category/degree of pollution		III/3	III / 2	II / 2
Rated insulation voltage	[V]	160	160	200
Rated surge voltage	[kV]	2.5	2.5	2.5
Approval data (UL/CUL)				
Use Group		B	C	D
Nominal voltage/current	[V] / [A]	150 / 2	-	-
AWG		24	-	-
General data				
Type of insulation material / insulation material group		LCP / IIIa		
Inflammability class in acc. with UL 94		V0		

PCB terminal blocks

Conductor cross section up to 0.5 mm² (AWG 20)

Printed circuit board terminal, Displacement connection, Pitch: 3.81 mm

IDC 0,3, Linear pinning



Dimensions	[mm]
Solder pin length	3.4
Length l	12.4
Height h	18.8



Ordering data

No. of pos.	Type	Order No.	Pcs./ Pkt.	Width w [mm]
2	IDC 0,3/ 2-3,81	1706170	50	8.81
3	IDC 0,3/ 3-3,81	1706183	50	12.62
4	IDC 0,3/ 4-3,81	1706196	50	16.43
5	IDC 0,3/ 5-3,81	1706206	50	20.24
6	IDC 0,3/ 6-3,81	1706219	50	24.05
7	IDC 0,3/ 7-3,81	1706222	50	27.86
8	IDC 0,3/ 8-3,81	1706235	50	31.67
9	IDC 0,3/ 9-3,81	1706248	50	35.48
10	IDC 0,3/10-3,81	1706251	50	39.29
11	IDC 0,3/11-3,81	1706264	50	43.1
12	IDC 0,3/12-3,81	1706277	50	46.91



Technical data

Connection capacity			
Solid / stranded	[mm ²]	0.13 - 0.34 / 0.22 - 0.34	
Stranded with ferrules without plastic sleeve	[mm ²]	-	
Stranded with ferrules with plastic sleeve	[mm ²]	-	
2 conductors with same cross section solid / stranded	[mm ²]	- / -	
2 conductors with same cross section, stranded, with ferrule without plastic sleeve	[mm ²]	-	
2 conductors with same cross section, stranded, with TWIN ferrules with plastic sleeve	[mm ²]	-	
Conductor cross section AWG/kcmil		26 - 22	
Stripping length	[mm]	-	
Tightening torque	[Nm]	-	
Electrical parameters			
Rated current / conductor cross section	[A] / [mm ²]	5 / 0.34	
Surge voltage category/degree of pollution		III/3	III / 2
Rated insulation voltage	[V]	160	160
Rated surge voltage	[kV]	2.5	2.5
Approval data (UL/CUL)			
Use Group		B	C
Nominal voltage/current	[V] / [A]	250 / 5	300 / 5
AWG		28-22	28-22
Approval data (CSA)			
Use Group		B	C
Nominal voltage/current	[V] / [A]	300 / 5	300 / 5
AWG		28-22	28-22
General data			
Type of insulation material / insulation material group		PA / I	
Inflammability class in acc. with UL 94		V0	

Printed circuit board terminal, Screw connection with wire protector, Pitch: 3.5 mm

PT 1,5/...-H, Linear pinning



Dimensions	[mm]
Solder pin length	4.5
Length l	7.6
Height h	9



Ordering data

No. of pos.	Type	Order No.	Pcs./ Pkt.	Width w [mm]
2	PT 1,5/ 2-3,5-H	1984617	250	7
3	PT 1,5/ 3-3,5-H	1984620	250	10,5
4	PT 1,5/ 4-3,5-H	1984633	250	14
5	PT 1,5/ 5-3,5-H	1984646	100	17,5
6	PT 1,5/ 6-3,5-H	1984659	100	21
7	PT 1,5/ 7-3,5-H	1984662	100	24,5
8	PT 1,5/ 8-3,5-H	1984675	100	28
9	PT 1,5/ 9-3,5-H	1984688	100	31,5
10	PT 1,5/10-3,5-H	1984691	100	35
11	PT 1,5/11-3,5-H	1984701	50	38,5
12	PT 1,5/12-3,5-H	1984714	50	42
13	PT 1,5/13-3,5-H	1984727	50	45,5
14	PT 1,5/14-3,5-H	1984730	50	49
15	PT 1,5/15-3,5-H	1984743	50	52,5
16	PT 1,5/16-3,5-H	1984756	50	56

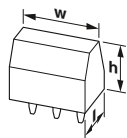


Technical data

Connection capacity	
Solid / stranded	[mm ²] 0.2 - 1.5 / 0.2 - 1.5
Stranded with ferrules without plastic sleeve	[mm ²] -
Stranded with ferrules with plastic sleeve	[mm ²] 0.25 - 0.75
2 conductors with same cross section solid / stranded	[mm ²] 0.2 - 0.34 / 0.2 - 0.5
2 conductors with same cross section, stranded, with ferrule without plastic sleeve	[mm ²] -
2 conductors with same cross section, stranded, with TWIN ferrules with plastic sleeve	[mm ²] -
Conductor cross section AWG/kcmil	26 - 16
Stripping length	[mm] 5
Tightening torque	[Nm] 0.22 - 0.25
Electrical parameters	
Rated current / conductor cross section	[A] / [mm ²] 17.5 / 1.5
Surge voltage category/degree of pollution	III/3 III / 2 II / 2
Rated insulation voltage	[V] 160 200 400
Rated surge voltage	[kV] 2.5 2.5 2.5
Approval data (UL/CUL)	
Use Group	B C D
Nominal voltage/current	[V] / [A] 300 / 10 - 300 / 10
AWG	26-16 - 26-16
General data	
Type of insulation material / insulation material group	PA / I
Inflammability class in acc. with UL 94	V0

Printed circuit board terminal, Screw connection with wire protector, Pitch: 3.5 mm

PT 1,5/...-V, Linear pinning



Dimensions	[mm]
Solder pin length	4.5
Length l	9
Height h	7.6



Ordering data

No. of pos.	Type	Order No.	Pcs./ Pkt.	Width w [mm]
2	PT 1,5/ 2-3,5-V	1984769	250	7
3	PT 1,5/ 3-3,5-V	1984772	250	10,5
4	PT 1,5/ 4-3,5-V	1984785	250	14
5	PT 1,5/ 5-3,5-V	1984798	100	17,5
6	PT 1,5/ 6-3,5-V	1984808	100	21
7	PT 1,5/ 7-3,5-V	1984811	100	24,5
8	PT 1,5/ 8-3,5-V	1984824	100	28
9	PT 1,5/ 9-3,5-V	1984837	100	31,5
10	PT 1,5/10-3,5-V	1984840	100	35
11	PT 1,5/11-3,5-V	1984853	50	38,5
12	PT 1,5/12-3,5-V	1984866	50	42
13	PT 1,5/13-3,5-V	1984879	50	45,5
14	PT 1,5/14-3,5-V	1984882	50	49
15	PT 1,5/15-3,5-V	1984895	50	52,5
16	PT 1,5/16-3,5-V	1984905	50	56



Technical data

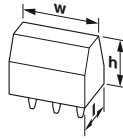

Connection capacity	
Solid / stranded	[mm ²] 0.2 - 1.5 / 0.2 - 1.5
Stranded with ferrules without plastic sleeve	[mm ²] -
Stranded with ferrules with plastic sleeve	[mm ²] 0.25 - 0.75
2 conductors with same cross section solid / stranded	[mm ²] 0.2 - 0.34 / 0.2 - 0.5
2 conductors with same cross section, stranded, with ferrule without plastic sleeve	[mm ²] -
2 conductors with same cross section, stranded, with TWIN ferrules with plastic sleeve	[mm ²] -
Conductor cross section AWG/kcmil	26 - 16
Stripping length	[mm] 5
Tightening torque	[Nm] 0.22 - 0.25
Electrical parameters	
Rated current / conductor cross section	[A] / [mm ²] 17.5 / 1.5
Surge voltage category/degree of pollution	III/3 III / 2 II / 2
Rated insulation voltage	[V] 160 200 400
Rated surge voltage	[kV] 2.5 2.5 2.5
Approval data (UL/CUL)	
Use Group	B C D
Nominal voltage/current	[V] / [A] 300 / 10 - 300 / 10
AWG	26-16 - 26-16
General data	
Type of insulation material / insulation material group	PA / I
Inflammability class in acc. with UL 94	V0

PCB terminal blocks

Conductor cross section up to 1.5 mm² (AWG 16)

Printed circuit board terminal, Screw connection with wire protector, Pitch: 3.5 mm

PTA 1,5, Linear front pinning



Dimensions	[mm]
Solder pin length	3.5
Length l	11.2
Height h	9.9



Ordering data

No. of pos.	Type	Order No.	Pcs./ Pkt.	Width w [mm]
2	PTA 1,5/ 2-3,5	1988956	250	7
3	PTA 1,5/ 3-3,5	1988969	250	10,5
4	PTA 1,5/ 4-3,5	1988972	250	14
5	PTA 1,5/ 5-3,5	1988985	100	17,5
6	PTA 1,5/ 6-3,5	1988998	100	21
7	PTA 1,5/ 7-3,5	1989007	100	24,5
8	PTA 1,5/ 8-3,5	1989010	100	28
9	PTA 1,5/ 9-3,5	1989023	100	31,5
10	PTA 1,5/10-3,5	1989036	100	35
11	PTA 1,5/11-3,5	1989049	50	38,5
12	PTA 1,5/12-3,5	1989052	50	42
13	PTA 1,5/13-3,5	1989065	50	45,5
14	PTA 1,5/14-3,5	1989078	50	49
15	PTA 1,5/15-3,5	1989081	50	52,5
16	PTA 1,5/16-3,5	1989094	50	56

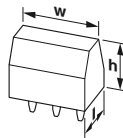


Technical data

Connection capacity			
Solid / stranded	[mm ²]	0.14 - 1.5 / 0.14 - 1.5	
Stranded with ferrules without plastic sleeve	[mm ²]	-	
Stranded with ferrules with plastic sleeve	[mm ²]	0.25 - 0.75	
2 conductors with same cross section solid / stranded	[mm ²]	0.14 - 0.5 / 0.14 - 0.5	
2 conductors with same cross section, stranded, with ferrule without plastic sleeve	[mm ²]	-	
2 conductors with same cross section, stranded, with TWIN ferrules with plastic sleeve	[mm ²]	-	
Conductor cross section AWG/kcmil		26 - 16	
Stripping length	[mm]	5	
Tightening torque	[Nm]	0.22 - 0.25	
Electrical parameters			
Rated current / conductor cross section	[A] / [mm ²]	17.5 / 1.5	
Surge voltage category/degree of pollution		III/3	III / 2 II / 2
Rated insulation voltage	[V]	160	200 400
Rated surge voltage	[kV]	2.5	2.5 2.5
Approval data (UL/CUL)			
Use Group		B	C D
Nominal voltage/current	[V] / [A]	300 / 10	- 300 / 10
AWG		26-16	- 26-16
General data			
Type of insulation material / insulation material group		PA / I	
Inflammability class in acc. with UL 94		V0	

Printed circuit board terminal, Screw connection with tension sleeve, Pitch: 3.5 mm

MKDS 1/...-HT, Linear pinning



Dimensions	[mm]
Solder pin length	3.5
Length l	7.3
Height h	8.5



Ordering data

No. of pos.	Type	Order No.	Pcs./ Pkt.	Width w [mm]
2	MKDS 1/ 2-3,5 HT BK	1985807	50	7.5
3	MKDS 1/ 3-3,5 HT BK	1984950	50	11
4	MKDS 1/ 4-3,5 HT BK	1820589	50	14.5

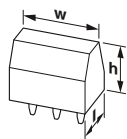


Technical data

Connection capacity			
Solid / stranded	[mm ²]	0.14 - 1.5 / 0.14 - 1.5	
Stranded with ferrules without plastic sleeve	[mm ²]	0.25 - 0.5	
Stranded with ferrules with plastic sleeve	[mm ²]	0.25 - 0.5	
2 conductors with same cross section solid / stranded	[mm ²]	0.14 - 0.5 / 0.14 - 0.34	
2 conductors with same cross section, stranded, with ferrule without plastic sleeve	[mm ²]	-	
2 conductors with same cross section, stranded, with TWIN ferrules with plastic sleeve	[mm ²]	-	
Conductor cross section AWG/kcmil		26 - 16	
Stripping length	[mm]	5	
Tightening torque	[Nm]	0.22 - 0.25	
Electrical parameters			
Rated current / conductor cross section	[A] / [mm ²]	13.5 / 1.5	
Surge voltage category/degree of pollution		III/3	III / 2 II / 2
Rated insulation voltage	[V]	63	200 200
Rated surge voltage	[kV]	2.5	2.5 2.5
Approval data (UL/CUL)			
Use Group		B	C D
Nominal voltage/current	[V] / [A]	300 / 10	- 300 / 10
AWG		30-16	- 30-16
Approval data (CSA)			
Use Group		B	C D
Nominal voltage/current	[V] / [A]	150 / 10	- 300 / 10
AWG		28-16	- 28-16
General data			
Type of insulation material / insulation material group		PA / IIIa	
Inflammability class in acc. with UL 94		V0	

Printed circuit board terminal, Screw connection with tension sleeve, Pitch: 3.81 mm

MKDS 1/...-SMD, Linear pad geometry



Dimensions	[mm]
Solder pin length	-
Length l	7.3
Height h	9.2



Ordering data

No. of pos.	Type	Order No.	Pcs./ Pkt.	Width w [mm]
2	MKDS 1/ 2-3,81 SMD BK	1727230	35	7.61
3	MKDS 1/ 3-3,81 SMD BK	1727243	28	11.42
4	MKDS 1/ 4-3,81 SMD BK	1727256	23	15.23
5	MKDS 1/ 5-3,81 SMD BK	1727269	20	19.04
6	MKDS 1/ 6-3,81 SMD BK	1727272	17	22.85
7	MKDS 1/ 7-3,81 SMD BK	1727285	15	26.66
8	MKDS 1/ 8-3,81 SMD BK	1727175	14	30.47
9	MKDS 1/ 9-3,81 SMD BK	1727298	12	34.28
10	MKDS 1/10-3,81 SMD BK	1727308	11	45.72
11	MKDS 1/11-3,81 SMD BK	1727311	10	49.53
12	MKDS 1/12-3,81 SMD BK	1727324	10	53.34

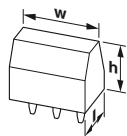


Technical data

Connection capacity				
Solid / stranded	[mm ²]	0.14 - 1.5 / 0.14 - 1		
Stranded with ferrules without plastic sleeve	[mm ²]	0.25 - 0.5		
Stranded with ferrules with plastic sleeve	[mm ²]	0.25 - 0.5		
2 conductors with same cross section solid / stranded	[mm ²]	0.14 - 0.5 / 0.14 - 0.2		
2 conductors with same cross section, stranded, with ferrule without plastic sleeve	[mm ²]	-		
2 conductors with same cross section, stranded, with TWIN ferrules with plastic sleeve	[mm ²]	-		
Conductor cross section AWG/kcmil		26 - 16		
Stripping length	[mm]	5		
Tightening torque	[Nm]	0.22 - 0.25		
Electrical parameters				
Rated current / conductor cross section	[A] / [mm ²]	8 / 1.5		
Surge voltage category/degree of pollution		III/3	III / 2	II / 2
Rated insulation voltage	[V]	160	160	250
Rated surge voltage	[kV]	2.5	2.5	2.5
Approval data (UL/CUL)				
Use Group		B	C	D
Nominal voltage/current	[V] / [A]	300 / 10	-	300 / 10
AWG		30-16	-	30-16
Approval data (CSA)				
Use Group		B	C	D
Nominal voltage/current	[V] / [A]	150 / 10	-	300 / 10
AWG		28-16	-	28-16
General data				
Type of insulation material / insulation material group		PA / IIIa		
Inflammability class in acc. with UL 94		V0		

Printed circuit board terminal, Screw connection with tension sleeve, Pitch: 3.5 mm

MKDS 1, Linear pinning



Dimensions	[mm]
Solder pin length	3.5
Length l	7.3
Height h	8.5



Ordering data

No. of pos.	Type	Order No.	Pcs./ Pkt.	Width w [mm]
2	MKDS 1/ 2-3,5	1751248	250	7.5
3	MKDS 1/ 3-3,5	1751251	250	11
4	MKDS 1/ 4-3,5	1751264	250	14.5
5	MKDS 1/ 5-3,5	1751277	250	18
6	MKDS 1/ 6-3,5	1751280	100	21.5
7	MKDS 1/ 7-3,5	1751293	100	25
8	MKDS 1/ 8-3,5	1751303	100	28.5
9	MKDS 1/ 9-3,5	1751316	100	32
10	MKDS 1/10-3,5	1751329	100	35.5
11	MKDS 1/11-3,5	1751332	50	39
12	MKDS 1/12-3,5	1751345	50	42.5
13	MKDS 1/13-3,5	1751358	50	46
14	MKDS 1/14-3,5	1751361	50	7.3
15	MKDS 1/15-3,5	1751374	50	53
16	MKDS 1/16-3,5	1751387	50	56.5



Technical data

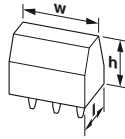
Connection capacity				
Solid / stranded	[mm ²]	0.14 - 1.5 / 0.14 - 1.5		
Stranded with ferrules without plastic sleeve	[mm ²]	0.25 - 0.5		
Stranded with ferrules with plastic sleeve	[mm ²]	0.25 - 0.5		
2 conductors with same cross section solid / stranded	[mm ²]	0.14 - 0.5 / 0.14 - 0.34		
2 conductors with same cross section, stranded, with ferrule without plastic sleeve	[mm ²]	-		
2 conductors with same cross section, stranded, with TWIN ferrules with plastic sleeve	[mm ²]	-		
Conductor cross section AWG/kcmil		26 - 16		
Stripping length	[mm]	5		
Tightening torque	[Nm]	0.22 - 0.25		
Electrical parameters				
Rated current / conductor cross section	[A] / [mm ²]	13.5 / 1.5		
Surge voltage category/degree of pollution		III/3	III / 2	II / 2
Rated insulation voltage	[V]	160	200	400
Rated surge voltage	[kV]	2.5	2.5	2.5
Approval data (UL/CUL)				
Use Group		B	C	D
Nominal voltage/current	[V] / [A]	300 / 10	-	300 / 10
AWG		30-16	-	30-16
Approval data (CSA)				
Use Group		B	C	D
Nominal voltage/current	[V] / [A]	150 / 10	-	300 / 10
AWG		28-16	-	28-16
General data				
Type of insulation material / insulation material group		PA / I		
Inflammability class in acc. with UL 94		V0		

PCB terminal blocks

Conductor cross section up to 1.5 mm² (AWG 16)

Printed circuit board terminal, Screw connection with tension sleeve, Pitch: 3.81 mm

MKDS 1, Linear pinning



Dimensions	[mm]
Solder pin length	3.5
Length l	7.3
Height h	8.5



Ordering data

No. of pos.	Type	Order No.	Pcs./ Pkt.	Width w [mm]
2	MKDS 1/ 2-3,81	1727010	250	7.61
3	MKDS 1/ 3-3,81	1727023	250	11.42
4	MKDS 1/ 4-3,81	1727036	250	15.23
5	MKDS 1/ 5-3,81	1727049	250	19.04
6	MKDS 1/ 6-3,81	1727052	100	22.85
7	MKDS 1/ 7-3,81	1727065	100	26.66
8	MKDS 1/ 8-3,81	1727078	100	30.47
9	MKDS 1/ 9-3,81	1727081	100	34.28
10	MKDS 1/10-3,81	1727094	100	38.09
11	MKDS 1/11-3,81	1727104	50	41.9
12	MKDS 1/12-3,81	1727117	50	45.71
13	MKDS 1/13-3,81	1931754	50	49.52

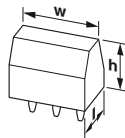


Technical data

Connection capacity			
Solid / stranded	[mm ²]	0.14 - 1.5 / 0.14 - 1.5	
Stranded with ferrules without plastic sleeve	[mm ²]	0.25 - 0.5	
Stranded with ferrules with plastic sleeve	[mm ²]	0.25 - 0.5	
2 conductors with same cross section solid / stranded	[mm ²]	0.14 - 0.5 / 0.14 - 0.34	
2 conductors with same cross section, stranded, with ferrule without plastic sleeve	[mm ²]	-	
2 conductors with same cross section, stranded, with TWIN ferrules with plastic sleeve	[mm ²]	-	
Conductor cross section AWG/kcmil		26 - 16	
Stripping length	[mm]	5	
Tightening torque	[Nm]	0.22 - 0.25	
Electrical parameters			
Rated current / conductor cross section	[A] / [mm ²]	13.5 / 1.5	
Surge voltage category/degree of pollution		III/3	III / 2
Rated insulation voltage	[V]	160	200
Rated surge voltage	[kV]	2.5	2.5
Approval data (UL/CUL)			
Use Group		B	C
Nominal voltage/current	[V] / [A]	300 / 10	300 / 10
AWG		30-16	30-16
Approval data (CSA)			
Use Group		B	C
Nominal voltage/current	[V] / [A]	150 / 10	300 / 10
AWG		28-16	28-16
General data			
Type of insulation material / insulation material group		PA / I	
Inflammability class in acc. with UL 94		V0	

Printed circuit board terminal, Screw connection with tension sleeve, Pitch: 3.5 mm

MKDS 1 PROFINET, Linear pinning



Dimensions	[mm]
Solder pin length	3.5
Length l	7.3
Height h	8.5

Ordering data

No. of pos.	Type	Order No.	Pcs./ Pkt.	Width w [mm]
4	MKDS 1/ 4-3,5 PROFINET 2	1050488	250	14.5




Technical data

Connection capacity			
Solid / stranded	[mm ²]	0.14 - 1.5 / 0.14 - 1.5	
Stranded with ferrules without plastic sleeve	[mm ²]	0.25 - 0.5	
Stranded with ferrules with plastic sleeve	[mm ²]	0.25 - 0.5	
2 conductors with same cross section solid / stranded	[mm ²]	0.14 - 0.5 / 0.14 - 0.34	
2 conductors with same cross section, stranded, with ferrule without plastic sleeve	[mm ²]	-	
2 conductors with same cross section, stranded, with TWIN ferrules with plastic sleeve	[mm ²]	-	
Conductor cross section AWG/kcmil		26 - 16	
Stripping length	[mm]	5	
Tightening torque	[Nm]	0.22 - 0.25	
Electrical parameters			
Rated current / conductor cross section	[A] / [mm ²]	13.5 / 1.5	
Surge voltage category/degree of pollution		III/3	III / 2
Rated insulation voltage	[V]	160	200
Rated surge voltage	[kV]	2.5	2.5
General data			
Type of insulation material / insulation material group		PA / I	
Inflammability class in acc. with UL 94		V0	

Printed circuit board terminal, Screw connection with tension sleeve, Pitch: 3.5 mm

SMKDS 1, Linear pinning



Dimensions	[mm]
Solder pin length	3.5
Length l	10
Height h	9.5



Ordering data

No. of pos.	Type	Order No.	Pcs./ Pkt.	Width w [mm]
2	SMKDS 1/ 2-3,5	1751099	250	7.5
3	SMKDS 1/ 3-3,5	1751109	250	11
4	SMKDS 1/ 4-3,5	1751112	250	14.5
5	SMKDS 1/ 5-3,5	1751125	100	18
6	SMKDS 1/ 6-3,5	1751138	100	21.5
7	SMKDS 1/ 7-3,5	1751141	100	25
8	SMKDS 1/ 8-3,5	1751154	100	28.5
9	SMKDS 1/ 9-3,5	1751167	100	32
10	SMKDS 1/10-3,5	1751170	100	35.5
11	SMKDS 1/11-3,5	1751183	50	39
12	SMKDS 1/12-3,5	1751196	50	42.5
13	SMKDS 1/13-3,5	1751206	50	46
14	SMKDS 1/14-3,5	1751219	50	49.5
15	SMKDS 1/15-3,5	1751222	50	53
16	SMKDS 1/16-3,5	1751235	50	56.5

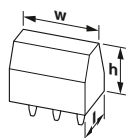



Technical data

Connection capacity				
Solid / stranded	[mm ²]	0.14 - 1.5 / 0.14 - 1		
Stranded with ferrules without plastic sleeve	[mm ²]	0.25 - 0.5		
Stranded with ferrules with plastic sleeve	[mm ²]	0.25 - 0.5		
2 conductors with same cross section solid / stranded	[mm ²]	0.14 - 0.5 / 0.14 - 0.2		
2 conductors with same cross section, stranded, with ferrule without plastic sleeve	[mm ²]	-		
2 conductors with same cross section, stranded, with TWIN ferrules with plastic sleeve	[mm ²]	-		
Conductor cross section AWG/kcmil		26 - 16		
Stripping length	[mm]	5		
Tightening torque	[Nm]	0.22 - 0.25		
Electrical parameters				
Rated current / conductor cross section	[A] / [mm ²]	10 / 1.5		
Surge voltage category/degree of pollution		III/3	II/2	
Rated insulation voltage	[V]	160	200	400
Rated surge voltage	[kV]	2.5	2.5	2.5
Approval data (UL/CUL)				
Use Group		B	C	D
Nominal voltage/current	[V] / [A]	300 / 10	-	300 / 10
AWG		30-16	-	30-16
Approval data (CSA)				
Use Group		B	C	D
Nominal voltage/current	[V] / [A]	150 / 10	-	300 / 10
AWG		28-16	-	28-16
General data				
Type of insulation material / insulation material group		PA / I		
Inflammability class in acc. with UL 94		V0		

Printed circuit board terminal, Screw connection with tension sleeve, Pitch: 3.81 mm

SMKDS 1, Linear pinning



Dimensions	[mm]
Solder pin length	3.5
Length l	10
Height h	9.5



Ordering data

No. of pos.	Type	Order No.	Pcs./ Pkt.	Width w [mm]
2	SMKDS 1/ 2-3,81	1728284	250	7.61
3	SMKDS 1/ 3-3,81	1728297	250	11.42
4	SMKDS 1/ 4-3,81	1728307	250	15.23
5	SMKDS 1/ 5-3,81	1728310	100	19.04
6	SMKDS 1/ 6-3,81	1728323	100	22.85
7	SMKDS 1/ 7-3,81	1728336	100	26.66
8	SMKDS 1/ 8-3,81	1728349	100	30.47
9	SMKDS 1/ 9-3,81	1728352	100	34.28
10	SMKDS 1/10-3,81	1728365	100	38.09
11	SMKDS 1/11-3,81	1728378	50	41.9
12	SMKDS 1/12-3,81	1728381	50	45.71



Technical data

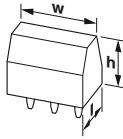

Connection capacity				
Solid / stranded	[mm ²]	0.14 - 1.5 / 0.14 - 1		
Stranded with ferrules without plastic sleeve	[mm ²]	0.25 - 0.5		
Stranded with ferrules with plastic sleeve	[mm ²]	0.25 - 0.5		
2 conductors with same cross section solid / stranded	[mm ²]	0.14 - 0.5 / 0.14 - 0.2		
2 conductors with same cross section, stranded, with ferrule without plastic sleeve	[mm ²]	-		
2 conductors with same cross section, stranded, with TWIN ferrules with plastic sleeve	[mm ²]	-		
Conductor cross section AWG/kcmil		26 - 16		
Stripping length	[mm]	5		
Tightening torque	[Nm]	0.22 - 0.25		
Electrical parameters				
Rated current / conductor cross section	[A] / [mm ²]	10 / 1.5		
Surge voltage category/degree of pollution		III/3	II/2	
Rated insulation voltage	[V]	160	200	400
Rated surge voltage	[kV]	2.5	2.5	2.5
Approval data (UL/CUL)				
Use Group		B	C	D
Nominal voltage/current	[V] / [A]	300 / 10	-	300 / 10
AWG		30-16	-	30-16
Approval data (CSA)				
Use Group		B	C	D
Nominal voltage/current	[V] / [A]	150 / 10	-	300 / 10
AWG		28-16	-	28-16
General data				
Type of insulation material / insulation material group		PA / I		
Inflammability class in acc. with UL 94		V0		

PCB terminal blocks

Conductor cross section up to 1.5 mm² (AWG 16)

Printed circuit board terminal, Screw connection with tension sleeve, Pitch: 3.5 mm

MKKDS 1, Linear pinning



Dimensions	[mm]
Solder pin length	3.5
Length l	16.3
Height h	16.2



Ordering data

No. of pos.	Type	Order No.	Pcs./ Pkt.	Width w [mm]
2	MKKDS 1/ 2-3,5	1751390	50	9.25
3	MKKDS 1/ 3-3,5	1751400	50	12.75
4	MKKDS 1/ 4-3,5	1751413	50	16.25
5	MKKDS 1/ 5-3,5	1751426	50	27.5
6	MKKDS 1/ 6-3,5	1751439	50	32.5
7	MKKDS 1/ 7-3,5	1751442	50	37.5
8	MKKDS 1/ 8-3,5	1751455	50	42.5
9	MKKDS 1/ 9-3,5	1751468	50	47.5
10	MKKDS 1/10-3,5	1751471	50	52.5
11	MKKDS 1/11-3,5	1751484	50	57.5
12	MKKDS 1/12-3,5	1751497	50	62.5
13	MKKDS 1/13-3,5	1751507	50	47.75
14	MKKDS 1/14-3,5	1751510	50	51.25
15	MKKDS 1/15-3,5	1751523	50	54.75
16	MKKDS 1/16-3,5	1751536	50	58.25

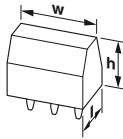


Technical data

Connection capacity			
Solid / stranded	[mm ²]	0.14 - 1.5 / 0.14 - 1	
Stranded with ferrules without plastic sleeve	[mm ²]	0.25 - 0.5	
Stranded with ferrules with plastic sleeve	[mm ²]	0.25 - 0.5	
2 conductors with same cross section solid / stranded	[mm ²]	0.14 - 0.5 / 0.14 - 0.2	
2 conductors with same cross section, stranded, with ferrule without plastic sleeve	[mm ²]	-	
2 conductors with same cross section, stranded, with TWIN ferrules with plastic sleeve	[mm ²]	-	
Conductor cross section AWG/kcmil		26 - 16	
Stripping length	[mm]	5	
Tightening torque	[Nm]	0.22 - 0.25	
Electrical parameters			
Rated current / conductor cross section	[A] / [mm ²]	8 / 1.5	
Surge voltage category/degree of pollution		III/3	III / 2
Rated insulation voltage	[V]	160	200
Rated surge voltage	[kV]	2.5	2.5
Approval data (UL/CUL)			
Use Group		B	C
Nominal voltage/current	[V] / [A]	300 / 10	300 / 10
AWG		30-16	30-16
Approval data (CSA)			
Use Group		B	C
Nominal voltage/current	[V] / [A]	150 / 10	300 / 10
AWG		28-16	28-16
General data			
Type of insulation material / insulation material group		PA / I	
Inflammability class in acc. with UL 94		V0	

Printed circuit board terminal, Screw connection with tension sleeve, Pitch: 3.81 mm

MKKDS 1, Linear pinning



Dimensions	[mm]
Solder pin length	3.5
Length l	16.3
Height h	17



Ordering data

No. of pos.	Type	Order No.	Pcs./ Pkt.	Width w [mm]
2	MKKDS 1/ 2-3,81	1708026	50	9.52
3	MKKDS 1/ 3-3,81	1708039	50	13.33
4	MKKDS 1/ 4-3,81	1708042	50	17.14
5	MKKDS 1/ 5-3,81	1708055	50	20.95
6	MKKDS 1/ 6-3,81	1708068	50	24.76
7	MKKDS 1/ 7-3,81	1708071	50	28.57
8	MKKDS 1/ 8-3,81	1708084	50	32.38
9	MKKDS 1/ 9-3,81	1708107	50	36.19
10	MKKDS 1/10-3,81	1708110	50	40
11	MKKDS 1/11-3,81	1708123	50	43.81
12	MKKDS 1/12-3,81	1708136	50	47.62



Technical data

Connection capacity			
Solid / stranded	[mm ²]	0.14 - 1.5 / 0.14 - 1	
Stranded with ferrules without plastic sleeve	[mm ²]	0.25 - 0.5	
Stranded with ferrules with plastic sleeve	[mm ²]	0.25 - 0.5	
2 conductors with same cross section solid / stranded	[mm ²]	0.14 - 0.5 / 0.14 - 0.2	
2 conductors with same cross section, stranded, with ferrule without plastic sleeve	[mm ²]	-	
2 conductors with same cross section, stranded, with TWIN ferrules with plastic sleeve	[mm ²]	-	
Conductor cross section AWG/kcmil		26 - 16	
Stripping length	[mm]	5	
Tightening torque	[Nm]	0.22 - 0.25	
Electrical parameters			
Rated current / conductor cross section	[A] / [mm ²]	8 / 1.5	
Surge voltage category/degree of pollution		III/3	III / 2
Rated insulation voltage	[V]	160	200
Rated surge voltage	[kV]	2.5	2.5
Approval data (UL/CUL)			
Use Group		B	C
Nominal voltage/current	[V] / [A]	300 / 10	300 / 10
AWG		30-16	30-16
Approval data (CSA)			
Use Group		B	C
Nominal voltage/current	[V] / [A]	150 / 10	300 / 10
AWG		28-16	28-16
General data			
Type of insulation material / insulation material group		PA / I	
Inflammability class in acc. with UL 94		V0	

Printed circuit board terminal, Screw connection with tension sleeve, Pitch: 3.81 mm

MK3DS 1, Linear pinning



Dimensions	[mm]
Solder pin length	3.5
Length l	25
Height h	23.9



Ordering data

No. of pos.	Type	Order No.	Pcs./ Pkt.	Width w [mm]
2	MK3DS 1/ 2-3,81	1727735	50	9.52
3	MK3DS 1/ 3-3,81	1727748	50	13.33
4	MK3DS 1/ 4-3,81	1727751	50	17.14
5	MK3DS 1/ 5-3,81	1727764	50	20.95
6	MK3DS 1/ 6-3,81	1727777	50	24.76
7	MK3DS 1/ 7-3,81	1727780	50	28.57
8	MK3DS 1/ 8-3,81	1727793	50	32.38
9	MK3DS 1/ 9-3,81	1727803	50	36.19
10	MK3DS 1/10-3,81	1727816	50	40
11	MK3DS 1/11-3,81	1727829	50	43.81
12	MK3DS 1/12-3,81	1727832	50	47.62

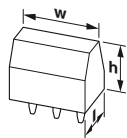


Technical data

Connection capacity				
Solid / stranded	[mm ²]	0.14 - 1.5 / 0.14 - 1		
Stranded with ferrules without plastic sleeve	[mm ²]	0.25 - 0.5		
Stranded with ferrules with plastic sleeve	[mm ²]	0.25 - 0.5		
2 conductors with same cross section solid / stranded	[mm ²]	0.14 - 0.5 / 0.14 - 0.2		
2 conductors with same cross section, stranded, with ferrule without plastic sleeve	[mm ²]	-		
2 conductors with same cross section, stranded, with TWIN ferrules with plastic sleeve	[mm ²]	-		
Conductor cross section AWG/kcmil		26 - 16		
Stripping length	[mm]	5		
Tightening torque	[Nm]	0.22 - 0.25		
Electrical parameters				
Rated current / conductor cross section	[A] / [mm ²]	8 / 1.5		
Surge voltage category/degree of pollution		III/3	III / 2	II / 2
Rated insulation voltage	[V]	160	160	320
Rated surge voltage	[kV]	2.5	2.5	2.5
Approval data (UL/CUL)				
Use Group		B	C	D
Nominal voltage/current	[V] / [A]	300 / 10	-	300 / 10
AWG		30-16	-	30-16
Approval data (CSA)				
Use Group		B	C	D
Nominal voltage/current	[V] / [A]	150 / 10	-	300 / 10
AWG		28-16	-	28-16
General data				
Type of insulation material / insulation material group		PA / I		
Inflammability class in acc. with UL 94		V0		

Printed circuit board terminal, Screw connection with tension sleeve, Pitch: 3.5 mm

SMKDS 1.5, Linear pinning



Dimensions	[mm]
Solder pin length	3.5
Length l	13.7
Height h	12



Ordering data

No. of pos.	Type	Order No.	Pcs./ Pkt.	Width w [mm]
2	SMKDS 1.5/ 2-3,5	1931770	50	7
3	SMKDS 1.5/ 3-3,5	1931783	50	10.5



Technical data

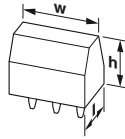
Connection capacity				
Solid / stranded	[mm ²]	0.08 - 1.5 / 0.08 - 1.5		
Stranded with ferrules without plastic sleeve	[mm ²]	0.25 - 1.5		
Stranded with ferrules with plastic sleeve	[mm ²]	0.25 - 1.5		
2 conductors with same cross section solid / stranded	[mm ²]	0.08 - 0.5 / 0.08 - 0.75		
2 conductors with same cross section, stranded, with ferrule without plastic sleeve	[mm ²]	0.25 - 0.34		
2 conductors with same cross section, stranded, with TWIN ferrules with plastic sleeve	[mm ²]	-		
Conductor cross section AWG/kcmil		28 - 16		
Stripping length	[mm]	7		
Tightening torque	[Nm]	0.22 - 0.25		
Electrical parameters				
Rated current / conductor cross section	[A] / [mm ²]	12 / 1.5		
Surge voltage category/degree of pollution		III/3	III / 2	II / 2
Rated insulation voltage	[V]	160	160	320
Rated surge voltage	[kV]	2.5	2.5	2.5
Approval data (UL/CUL)				
Use Group		B	C	D
Nominal voltage/current	[V] / [A]	250 / 10	-	300 / 10
AWG		30-14	-	30-14
General data				
Type of insulation material / insulation material group		PA / I		
Inflammability class in acc. with UL 94		V0		

PCB terminal blocks

Conductor cross section up to 1.5 mm² (AWG 16)

Printed circuit board terminal, Screw connection with tension sleeve, Pitch: 3.5 mm

MKDSFW 1,5, Linear pinning



Dimensions	[mm]
Solder pin length	3.5
Length l	11.3
Height h	10.4



Ordering data

No. of pos.	Type	Order No.	Pcs./ Pkt.	Width w [mm]
2	MKDSFW 1,5/ 2-3,5	1868128	50	8.3
3	MKDSFW 1,5/ 3-3,5	1868131	50	11.8
4	MKDSFW 1,5/ 4-3,5	1868144	50	15.3
5	MKDSFW 1,5/ 5-3,5	1868157	50	18.8
6	MKDSFW 1,5/ 6-3,5	1868160	50	22.3
7	MKDSFW 1,5/ 7-3,5	1868173	50	25.8
8	MKDSFW 1,5/ 8-3,5	1868186	50	29.3
9	MKDSFW 1,5/ 9-3,5	1868199	50	32.8
10	MKDSFW 1,5/ 10-3,5	1868209	50	36.3
11	MKDSFW 1,5/ 11-3,5	1868212	50	39.8
12	MKDSFW 1,5/ 12-3,5	1868225	50	43.3

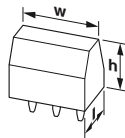


Technical data

Connection capacity			
Solid / stranded	[mm ²]	0.14 - 1.5 / 0.14 - 1.5	
Stranded with ferrules without plastic sleeve	[mm ²]	0.25 - 1.5	
Stranded with ferrules with plastic sleeve	[mm ²]	0.25 - 1.5	
2 conductors with same cross section solid / stranded	[mm ²]	0.14 - 0.75 / 0.14 - 0.75	
2 conductors with same cross section, stranded, with ferrule without plastic sleeve	[mm ²]	0.25 - 0.5	
2 conductors with same cross section, stranded, with TWIN ferrules with plastic sleeve	[mm ²]	0.5 - 1	
Conductor cross section AWG/kcmil		26 - 16	
Stripping length	[mm]	6	
Tightening torque	[Nm]	0.22 - 0.25	
Electrical parameters			
Rated current / conductor cross section	[A] / [mm ²]	12 / 1.5	
Surge voltage category/degree of pollution		III/3	III / 2 II / 2
Rated insulation voltage	[V]	160	160 320
Rated surge voltage	[kV]	2.5	2.5 2.5
Approval data (UL/CUL)			
Use Group		B	C D
Nominal voltage/current	[V] / [A]	300 / 10	- 300 / 10
AWG		30-14	- 30-14
General data			
Type of insulation material / insulation material group		PA / I	
Inflammability class in acc. with UL 94		V0	

Printed circuit board terminal, Screw connection with tension sleeve, Pitch: 5 mm

MKDSN 1,5/...-HT, Linear pinning



Dimensions	[mm]
Solder pin length	3.5
Length l	8.1
Height h	10



Ordering data

No. of pos.	Type	Order No.	Pcs./ Pkt.	Width w [mm]
2	MKDSN 1,5/ 2 HT BK	1985849	50	10
3	MKDSN 1,5/ 3 HT BK	1985852	50	15
4	MKDSN 1,5/ 4 HT BK	1731455	50	20
5	MKDSN 1,5/ 5 HT BK	1704973	50	25
8	MKDSN 1,5/ 8 HT BK	1753611	50	40



Technical data

Connection capacity			
Solid / stranded	[mm ²]	0.14 - 1.5 / 0.14 - 1.5	
Stranded with ferrules without plastic sleeve	[mm ²]	0.25 - 1	
Stranded with ferrules with plastic sleeve	[mm ²]	0.25 - 1.5	
2 conductors with same cross section solid / stranded	[mm ²]	0.14 - 0.75 / 0.14 - 0.75	
2 conductors with same cross section, stranded, with ferrule without plastic sleeve	[mm ²]	0.25 - 0.5	
2 conductors with same cross section, stranded, with TWIN ferrules with plastic sleeve	[mm ²]	0.5 - 0.75	
Conductor cross section AWG/kcmil		26 - 16	
Stripping length	[mm]	6	
Tightening torque	[Nm]	0.5 - 0.6	
Electrical parameters			
Rated current / conductor cross section	[A] / [mm ²]	13.5 / 1.5	
Surge voltage category/degree of pollution		III/3	III / 2 II / 2
Rated insulation voltage	[V]	200	320 320
Rated surge voltage	[kV]	4	4 4
Approval data (UL/CUL)			
Use Group		B	C D
Nominal voltage/current	[V] / [A]	300 / 10	- 300 / 10
AWG		30-14	- 30-14
General data			
Type of insulation material / insulation material group		PA 4.6 / IIIa	
Inflammability class in acc. with UL 94		V0	

Printed circuit board terminal, Screw connection with tension sleeve, Pitch: 5.08 mm

MKDSN 1,5/...-HT, Linear pinning



Dimensions	[mm]
Solder pin length	3.5
Length l	8.1
Height h	10

UL ENEC DNV GL CB

Ordering data

No. of pos.	Type	Order No.	Pcs./ Pkt.	Width w [mm]
2	MKDSN 1,5/ 2-5,08 HT BK	1985865	50	10.16
3	MKDSN 1,5/ 3-5,08 HT BK	1985878	50	15.24

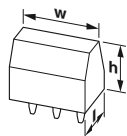


Technical data

Connection capacity		
Solid / stranded	[mm ²]	0.14 - 1.5 / 0.14 - 1.5
Stranded with ferrules without plastic sleeve	[mm ²]	0.25 - 1
Stranded with ferrules with plastic sleeve	[mm ²]	0.25 - 1.5
2 conductors with same cross section solid / stranded	[mm ²]	0.14 - 0.75 / 0.14 - 0.75
2 conductors with same cross section, stranded, with ferrule without plastic sleeve	[mm ²]	0.25 - 0.5
2 conductors with same cross section, stranded, with TWIN ferrules with plastic sleeve	[mm ²]	0.5 - 0.75
Conductor cross section AWG/kcmil		26 - 16
Stripping length	[mm]	6
Tightening torque	[Nm]	0.5 - 0.6
Electrical parameters		
Rated current / conductor cross section	[A] / [mm ²]	13.5 / 1.5
Surge voltage category/degree of pollution		III/3 III / 2 II / 2
Rated insulation voltage	[V]	200 320 320
Rated surge voltage	[kV]	4 4 4
Approval data (UL/CUL)		
Use Group		B C D
Nominal voltage/current	[V] / [A]	300 / 10 - 300 / 10
AWG		30-14 - 30-14
General data		
Type of insulation material / insulation material group		PA / IIIa
Inflammability class in acc. with UL 94		VO

Printed circuit board terminal, Screw connection with tension sleeve, Pitch: 5 mm

MKDS 1,5/...-HT, Linear pinning



Dimensions	[mm]
Solder pin length	3.5
Length l	9.8
Height h	13.8

UL ENEC DNV GL CB

Ordering data

No. of pos.	Type	Order No.	Pcs./ Pkt.	Width w [mm]
2	MKDS 1,5/ 2 HT BK	1985881	50	10
3	MKDS 1,5/ 3 HT BK	1985894	50	15



Technical data

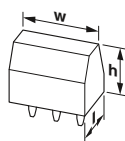
Connection capacity		
Solid / stranded	[mm ²]	0.14 - 2.5 / 0.14 - 1.5
Stranded with ferrules without plastic sleeve	[mm ²]	0.25 - 1.5
Stranded with ferrules with plastic sleeve	[mm ²]	0.25 - 1.5
2 conductors with same cross section solid / stranded	[mm ²]	0.14 - 1 / 0.14 - 0.75
2 conductors with same cross section, stranded, with ferrule without plastic sleeve	[mm ²]	0.25 - 0.5
2 conductors with same cross section, stranded, with TWIN ferrules with plastic sleeve	[mm ²]	0.5 - 1
Conductor cross section AWG/kcmil		26 - 14
Stripping length	[mm]	7
Tightening torque	[Nm]	0.5 - 0.6
Electrical parameters		
Rated current / conductor cross section	[A] / [mm ²]	17.5 / 2.5
Surge voltage category/degree of pollution		III/3 III / 2 II / 2
Rated insulation voltage	[V]	200 320 320
Rated surge voltage	[kV]	4 4 4
Approval data (UL/CUL)		
Use Group		B C D
Nominal voltage/current	[V] / [A]	300 / 15 - 300 / 10
AWG		30-14 - 30-14
General data		
Type of insulation material / insulation material group		PA / IIIa
Inflammability class in acc. with UL 94		VO

PCB terminal blocks

Conductor cross section up to 1.5 mm² (AWG 16)

Printed circuit board terminal, Screw connection with tension sleeve, Pitch: 5.08 mm

MKDS 1,5/...-HT, Linear pinning



Dimensions	[mm]
Solder pin length	3.5
Length l	9.8
Height h	13.8

UL US ENEC DNV GL CB

Ordering data

No. of pos.	Type	Order No.	Pcs./ Pkt.	Width w [mm]
2	MKDS 1,5/ 2-5,08 HT BK	1985904	50	10.16
3	MKDS 1,5/ 3-5,08 HT BK	1985917	50	15.24

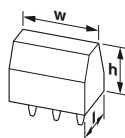


Technical data

Connection capacity			
Solid / stranded	[mm ²]	0.14 - 2.5 / 0.14 - 1.5	
Stranded with ferrules without plastic sleeve	[mm ²]	0.25 - 1.5	
Stranded with ferrules with plastic sleeve	[mm ²]	0.25 - 1.5	
2 conductors with same cross section solid / stranded	[mm ²]	0.14 - 1 / 0.14 - 0.75	
2 conductors with same cross section, stranded, with ferrule without plastic sleeve	[mm ²]	0.25 - 0.5	
2 conductors with same cross section, stranded, with TWIN ferrules with plastic sleeve	[mm ²]	0.5 - 1	
Conductor cross section AWG/kcmil		26 - 14	
Stripping length	[mm]	7	
Tightening torque	[Nm]	0.5 - 0.6	
Electrical parameters			
Rated current / conductor cross section	[A] / [mm ²]	17.5 / 2.5	
Surge voltage category/degree of pollution		III/3	III / 2
Rated insulation voltage	[V]	200	320
Rated surge voltage	[kV]	4	4
Approval data (UL/CUL)			
Use Group		B	C
Nominal voltage/current	[V] / [A]	300 / 15	300 / 10
AWG		30-14	30-14
General data			
Type of insulation material / insulation material group		PA / IIIa	
Inflammability class in acc. with UL 94		V0	

Printed circuit board terminal, Screw connection with tension sleeve, Pitch: 5 mm

MKDSN 1,5, Linear pinning



Dimensions	[mm]
Solder pin length	3.5
Length l	8.1
Height h	10

UL US ENEC DNV GL CB

Ordering data

No. of pos.	Type	Order No.	Pcs./ Pkt.	Width w [mm]
2	MKDSN 1,5/ 2	1729018	250	10
3	MKDSN 1,5/ 3	1729021	250	15
4	MKDSN 1,5/ 4	1729034	250	20
5	MKDSN 1,5/ 5	1729047	250	25
6	MKDSN 1,5/ 6	1729050	100	30
7	MKDSN 1,5/ 7	1729063	100	35
8	MKDSN 1,5/ 8	1729076	100	40
9	MKDSN 1,5/ 9	1729089	100	45
10	MKDSN 1,5/10	1729092	100	50
11	MKDSN 1,5/11	1729102	50	55
12	MKDSN 1,5/12	1729115	50	60
16	MKDSN 1,5/16	1729267	50	80
17	MKDSN 1,5/17	1701013	50	85



Technical data

Connection capacity			
Solid / stranded	[mm ²]	0.14 - 1.5 / 0.14 - 1.5	
Stranded with ferrules without plastic sleeve	[mm ²]	0.25 - 1	
Stranded with ferrules with plastic sleeve	[mm ²]	0.25 - 1.5	
2 conductors with same cross section solid / stranded	[mm ²]	0.14 - 0.75 / 0.14 - 0.75	
2 conductors with same cross section, stranded, with ferrule without plastic sleeve	[mm ²]	0.25 - 0.5	
2 conductors with same cross section, stranded, with TWIN ferrules with plastic sleeve	[mm ²]	0.5 - 0.75	
Conductor cross section AWG/kcmil		26 - 16	
Stripping length	[mm]	6	
Tightening torque	[Nm]	0.5 - 0.6	
Electrical parameters			
Rated current / conductor cross section	[A] / [mm ²]	13.5 / 1.5	
Surge voltage category/degree of pollution		III/3	III / 2
Rated insulation voltage	[V]	250	400
Rated surge voltage	[kV]	4	4
Approval data (UL/CUL)			
Use Group		B	C
Nominal voltage/current	[V] / [A]	300 / 10	300 / 10
AWG		30-14	30-14
Approval data (CSA)			
Use Group		B	C
Nominal voltage/current	[V] / [A]	150 / 10	300 / 10
AWG		28-14	28-14
General data			
Type of insulation material / insulation material group		PA / I	
Inflammability class in acc. with UL 94		V0	

Printed circuit board terminal, Screw connection with tension sleeve, Pitch: 5.08 mm

MKDSN 1,5, Linear pinning



Dimensions	[mm]
Solder pin length	3.5
Length l	8.1
Height h	10



Ordering data

No. of pos.	Type	Order No.	Pcs./ Pkt.	Width w [mm]
2	MKDSN 1,5/ 2-5,08	1729128	250	10.16
3	MKDSN 1,5/ 3-5,08	1729131	250	15.24
4	MKDSN 1,5/ 4-5,08	1729144	250	20.32
5	MKDSN 1,5/ 5-5,08	1729157	250	25.4
6	MKDSN 1,5/ 6-5,08	1729160	100	30.48
7	MKDSN 1,5/ 7-5,08	1729173	100	35.56
8	MKDSN 1,5/ 8-5,08	1729186	100	40.64
9	MKDSN 1,5/ 9-5,08	1729199	100	45.72
10	MKDSN 1,5/10-5,08	1729209	100	50.8
11	MKDSN 1,5/11-5,08	1729212	50	55.88
12	MKDSN 1,5/12-5,08	1729225	50	60.96
13	MKDSN 1,5/13-5,08	1871843	50	66.04
14	MKDSN 1,5/14-5,08	1729403	50	71.12
15	MKDSN 1,5/15-5,08	1706753	50	76.2
17	MKDSN 1,5/17-5,08	1706754	50	86.36

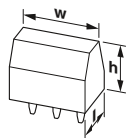


Technical data

Connection capacity			
Solid / stranded	[mm ²]	0.14 - 1.5 / 0.14 - 1.5	
Stranded with ferrules without plastic sleeve	[mm ²]	0.25 - 1	
Stranded with ferrules with plastic sleeve	[mm ²]	0.25 - 1.5	
2 conductors with same cross section solid / stranded	[mm ²]	0.14 - 0.75 / 0.14 - 0.75	
2 conductors with same cross section, stranded, with ferrule without plastic sleeve	[mm ²]	0.25 - 0.5	
2 conductors with same cross section, stranded, with TWIN ferrules with plastic sleeve	[mm ²]	0.5 - 0.75	
Conductor cross section AWG/kcmil		26 - 16	
Stripping length	[mm]	6	
Tightening torque	[Nm]	0.5 - 0.6	
Electrical parameters			
Rated current / conductor cross section	[A] / [mm ²]	13.5 / 1.5	
Surge voltage category/degree of pollution		III/3	III / 2 II / 2
Rated insulation voltage	[V]	250	400 630
Rated surge voltage	[kV]	4	4 4
Approval data (UL/CUL)			
Use Group		B	C D
Nominal voltage/current	[V] / [A]	300 / 10	- 300 / 10
AWG		30-14	- 30-14
Approval data (CSA)			
Use Group		B	C D
Nominal voltage/current	[V] / [A]	150 / 10	- 300 / 10
AWG		28-14	- 28-14
General data			
Type of insulation material / insulation material group		PA / I	
Inflammability class in acc. with UL 94		V0	

Printed circuit board terminal, Screw connection with tension sleeve, Pitch: 5 mm

SMKDSN 1,5, Linear pinning



Dimensions	[mm]
Solder pin length	3.5
Length l	12
Height h	11



Ordering data

No. of pos.	Type	Order No.	Pcs./ Pkt.	Width w [mm]
2	SMKDSN 1,5/ 2	1869062	250	11
3	SMKDSN 1,5/ 3	1869075	250	16
4	SMKDSN 1,5/ 4	1869088	250	21
5	SMKDSN 1,5/ 5	1869091	100	26
6	SMKDSN 1,5/ 6	1869101	100	31
7	SMKDSN 1,5/ 7	1869114	100	36
8	SMKDSN 1,5/ 8	1869127	100	41
9	SMKDSN 1,5/ 9	1869130	100	46
10	SMKDSN 1,5/10	1869143	100	51
11	SMKDSN 1,5/11	1869156	50	56
12	SMKDSN 1,5/12	1869169	50	61
13	SMKDSN 1,5/13	1869172	50	66
14	SMKDSN 1,5/14	1869185	50	71
15	SMKDSN 1,5/15	1869198	50	76
16	SMKDSN 1,5/16	1869208	50	81



Technical data

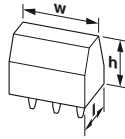
Connection capacity			
Solid / stranded	[mm ²]	0.14 - 1.5 / 0.14 - 1.5	
Stranded with ferrules without plastic sleeve	[mm ²]	0.25 - 1.5	
Stranded with ferrules with plastic sleeve	[mm ²]	0.25 - 1.5	
2 conductors with same cross section solid / stranded	[mm ²]	0.14 - 0.75 / 0.14 - 0.75	
2 conductors with same cross section, stranded, with ferrule without plastic sleeve	[mm ²]	0.25 - 0.5	
2 conductors with same cross section, stranded, with TWIN ferrules with plastic sleeve	[mm ²]	0.5 - 1	
Conductor cross section AWG/kcmil		26 - 16	
Stripping length	[mm]	6	
Tightening torque	[Nm]	0.5 - 0.6	
Electrical parameters			
Rated current / conductor cross section	[A] / [mm ²]	13.5 / 1.5	
Surge voltage category/degree of pollution		III/3	III / 2 II / 2
Rated insulation voltage	[V]	250	400 630
Rated surge voltage	[kV]	4	4 4
Approval data (UL/CUL)			
Use Group		B	C D
Nominal voltage/current	[V] / [A]	300 / 10	- 300 / 10
AWG		30-14	- 30-14
Approval data (CSA)			
Use Group		B	C D
Nominal voltage/current	[V] / [A]	150 / 10	- 300 / 10
AWG		28-14	- 28-14
General data			
Type of insulation material / insulation material group		PA / I	
Inflammability class in acc. with UL 94		V0	

PCB terminal blocks

Conductor cross section up to 1.5 mm² (AWG 16)

Printed circuit board terminal, Screw connection with tension sleeve, Pitch: 5.08 mm

SMKDSN 1,5, Linear pinning



Dimensions	[mm]
Solder pin length	3.5
Length l	12
Height h	11



Ordering data

No. of pos.	Type	Order No.	Pcs./ Pkt.	Width w [mm]
2	SMKDSN 1,5/ 2-5,08	1869211	250	11.16
3	SMKDSN 1,5/ 3-5,08	1869224	250	16.24
4	SMKDSN 1,5/ 4-5,08	1869237	250	21.32
5	SMKDSN 1,5/ 5-5,08	1717554	50	26.4
6	SMKDSN 1,5/ 6-5,08	1869253	100	31.48
7	SMKDSN 1,5/ 7-5,08	1869266	100	36.56
8	SMKDSN 1,5/ 8-5,08	1869279	100	41.64
9	SMKDSN 1,5/ 9-5,08	1717583	50	46.72
10	SMKDSN 1,5/ 10-5,08	1717596	50	51.8
11	SMKDSN 1,5/ 11-5,08	1717606	50	56.88
12	SMKDSN 1,5/ 12-5,08	1717619	50	61.96
13	SMKDSN 1,5/ 13-5,08	1717622	50	67.04
14	SMKDSN 1,5/ 14-5,08	1717635	50	72.12
15	SMKDSN 1,5/ 15-5,08	1717648	50	77.2
16	SMKDSN 1,5/ 16-5,08	1717651	50	82.28

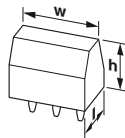


Technical data

Connection capacity			
Solid / stranded	[mm ²]	0.14 - 1.5 / 0.14 - 1.5	
Stranded with ferrules without plastic sleeve	[mm ²]	0.25 - 1.5	
Stranded with ferrules with plastic sleeve	[mm ²]	0.25 - 1.5	
2 conductors with same cross section solid / stranded	[mm ²]	0.14 - 0.75 / 0.14 - 0.75	
2 conductors with same cross section, stranded, with ferrule without plastic sleeve	[mm ²]	0.25 - 0.5	
2 conductors with same cross section, stranded, with TWIN ferrules with plastic sleeve	[mm ²]	0.5 - 1	
Conductor cross section AWG/kcmil			
26 - 16			
Stripping length	[mm]	6	
Tightening torque	[Nm]	0.5 - 0.6	
Electrical parameters			
Rated current / conductor cross section	[A] / [mm ²]	13.5 / 1.5	
Surge voltage category/degree of pollution		III/3	III / 2 II / 2
Rated insulation voltage	[V]	250	400 630
Rated surge voltage	[kV]	4	4 4
Approval data (UL/CUL)			
Use Group		B	C D
Nominal voltage/current	[V] / [A]	300 / 10	- 300 / 10
AWG		30-14	- 30-14
Approval data (CSA)			
Use Group		B	C D
Nominal voltage/current	[V] / [A]	150 / 10	- 300 / 10
AWG		28-14	- 28-14
General data			
Type of insulation material / insulation material group		PA / I	
Inflammability class in acc. with UL 94		V0	

Printed circuit board terminal, Screw connection with tension sleeve, Pitch: 5 mm

MKKDSN 1,5, Linear pinning



Dimensions	[mm]
Solder pin length	3.5
Length l	18.3
Height h	19.1



Ordering data

No. of pos.	Type	Order No.	Pcs./ Pkt.	Width w [mm]
2	MKKDSN 1,5/ 2	1726037	250	12.5
3	MKKDSN 1,5/ 3	1726053	250	17.5



Technical data

Connection capacity			
Solid / stranded	[mm ²]	0.14 - 1.5 / 0.14 - 1.5	
Stranded with ferrules without plastic sleeve	[mm ²]	0.25 - 1	
Stranded with ferrules with plastic sleeve	[mm ²]	0.25 - 1	
2 conductors with same cross section solid / stranded	[mm ²]	0.14 - 0.75 / 0.14 - 0.75	
2 conductors with same cross section, stranded, with ferrule without plastic sleeve	[mm ²]	0.25 - 0.5	
2 conductors with same cross section, stranded, with TWIN ferrules with plastic sleeve	[mm ²]	0.5 - 0.5	
Conductor cross section AWG/kcmil			
26 - 16			
Stripping length	[mm]	6	
Tightening torque	[Nm]	0.5 - 0.6	
Electrical parameters			
Rated current / conductor cross section	[A] / [mm ²]	13.5 / 1.5	
Surge voltage category/degree of pollution		III/3	III / 2 II / 2
Rated insulation voltage	[V]	250	400 630
Rated surge voltage	[kV]	4	4 4
Approval data (UL/CUL)			
Use Group		B	C D
Nominal voltage/current	[V] / [A]	300 / 10	- 300 / 10
AWG		30-14	- 30-14
Approval data (CSA)			
Use Group		B	C D
Nominal voltage/current	[V] / [A]	150 / 10	- 300 / 10
AWG		28-14	- 28-14
General data			
Type of insulation material / insulation material group		PA / I	
Inflammability class in acc. with UL 94		V0	

Printed circuit board terminal, Screw connection with tension sleeve, Pitch: 5.08 mm

MKKDSN 1,5, Linear pinning



Dimensions	[mm]
Solder pin length	3.5
Length l	18.3
Height h	19.1



Ordering data

No. of pos.	Type	Order No.	Pcs./ Pkt.	Width w [mm]
2	MKKDSN 1,5/ 2-5,08	1726040	250	12.7
3	MKKDSN 1,5/ 3-5,08	1726066	250	17.78

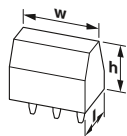


Technical data

Connection capacity				
Solid / stranded	[mm ²]	0.14 - 1.5 / 0.14 - 1.5		
Stranded with ferrules without plastic sleeve	[mm ²]	0.25 - 1		
Stranded with ferrules with plastic sleeve	[mm ²]	0.25 - 1		
2 conductors with same cross section solid / stranded	[mm ²]	0.14 - 0.75 / 0.14 - 0.75		
2 conductors with same cross section, stranded, with ferrule without plastic sleeve	[mm ²]	0.25 - 0.5		
2 conductors with same cross section, stranded, with TWIN ferrules with plastic sleeve	[mm ²]	0.5 - 1		
Conductor cross section AWG/kcmil		26 - 16		
Stripping length	[mm]	6		
Tightening torque	[Nm]	0.5 - 0.6		
Electrical parameters				
Rated current / conductor cross section	[A] / [mm ²]	13.5 / 1.5		
Surge voltage category/degree of pollution		III/3	III / 2	II / 2
Rated insulation voltage	[V]	250	400	630
Rated surge voltage	[kV]	4	4	4
Approval data (UL/CUL)				
Use Group		B	C	D
Nominal voltage/current	[V] / [A]	300 / 10	-	300 / 10
AWG		30-14	-	30-14
Approval data (CSA)				
Use Group		B	C	D
Nominal voltage/current	[V] / [A]	150 / 10	-	300 / 10
AWG		28-14	-	28-14
General data				
Type of insulation material / insulation material group		PA / I		
Inflammability class in acc. with UL 94		V0		

Printed circuit board terminal, Screw connection with tension sleeve, Pitch: 5.08 mm

MKKDSNH 1,5, Linear pinning



Dimensions	[mm]
Solder pin length	3.5
Length l	8.6
Height h	19.1



Ordering data

No. of pos.	Type	Order No.	Pcs./ Pkt.	Width w [mm]
2	MKKDSNH 1,5/ 2-5,08	1731828	50	10.16
3	MKKDSNH 1,5/ 3-5,08	1731831	50	15.24



Technical data

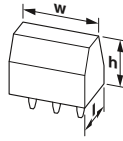
Connection capacity				
Solid / stranded	[mm ²]	0.14 - 1.5 / 0.14 - 1.5		
Stranded with ferrules without plastic sleeve	[mm ²]	0.25 - 1.5		
Stranded with ferrules with plastic sleeve	[mm ²]	0.25 - 1.5		
2 conductors with same cross section solid / stranded	[mm ²]	0.14 - 0.75 / 0.14 - 0.75		
2 conductors with same cross section, stranded, with ferrule without plastic sleeve	[mm ²]	0.25 - 0.5		
2 conductors with same cross section, stranded, with TWIN ferrules with plastic sleeve	[mm ²]	0.5 - 1		
Conductor cross section AWG/kcmil		26 - 16		
Stripping length	[mm]	6		
Tightening torque	[Nm]	0.5 - 0.6		
Electrical parameters				
Rated current / conductor cross section	[A] / [mm ²]	13.5 / 1.5		
Surge voltage category/degree of pollution		III/3	III / 2	II / 2
Rated insulation voltage	[V]	250	400	630
Rated surge voltage	[kV]	4	4	4
Approval data (UL/CUL)				
Use Group		B	C	D
Nominal voltage/current	[V] / [A]	300 / 10	-	300 / 10
AWG		30-14	-	30-14
General data				
Type of insulation material / insulation material group		PA / I		
Inflammability class in acc. with UL 94		V0		

PCB terminal blocks

Conductor cross section up to 1.5 mm² (AWG 16)

Printed circuit board terminal, Screw connection with tension sleeve, Pitch: 5.08 mm

MK3DSN 1,5, Linear pinning



Dimensions	[mm]
Solder pin length	3.5
Length l	28.1
Height h	28.2



Ordering data

No. of pos.	Type	Order No.	Pcs./ Pkt.	Width w [mm]
2	MK3DSN 1,5/ 2-5,08	1723289	100	12.7
3	MK3DSN 1,5/ 3-5,08	1723292	100	17.78

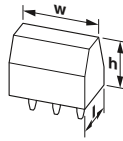



Technical data

Connection capacity			
Solid / stranded	[mm ²]	0.14 - 1.5 / 0.14 - 1.5	
Stranded with ferrules without plastic sleeve	[mm ²]	0.25 - 1	
Stranded with ferrules with plastic sleeve	[mm ²]	0.25 - 1	
2 conductors with same cross section solid / stranded	[mm ²]	0.14 - 0.75 / 0.14 - 0.75	
2 conductors with same cross section, stranded, with ferrule without plastic sleeve	[mm ²]	0.25 - 0.5	
2 conductors with same cross section, stranded, with TWIN ferrules with plastic sleeve	[mm ²]	0.5 - 0.5	
Conductor cross section AWG/kcmil		26 - 16	
Stripping length	[mm]	6	
Tightening torque	[Nm]	0.5 - 0.6	
Electrical parameters			
Rated current / conductor cross section	[A] / [mm ²]	10 / 1.5	
Surge voltage category/degree of pollution		III/3	III / 2
Rated insulation voltage	[V]	250	400
Rated surge voltage	[kV]	4	4
Approval data (UL/CUL)			
Use Group		B	C
Nominal voltage/current	[V] / [A]	300 / 10	300 / 10
AWG		30-14	30-14
Approval data (CSA)			
Use Group		B	C
Nominal voltage/current	[V] / [A]	150 / 10	300 / 10
AWG		28-14	28-14
General data			
Type of insulation material / insulation material group		PA / I	
Inflammability class in acc. with UL 94		V2	

Printed circuit board terminal, Screw connection with tension sleeve, Pitch: 5 mm

MKDS 1,5, Linear pinning



Dimensions	[mm]
Solder pin length	3.5
Length l	9.8
Height h	13.8



Ordering data

No. of pos.	Type	Order No.	Pcs./ Pkt.	Width w [mm]
2	MKDS 1,5/ 2	1715022	250	10
3	MKDS 1,5/ 3	1715035	250	15
4	MKDS 1,5/ 4	1715048	250	20
5	MKDS 1,5/ 5	1715187	250	25
6	MKDS 1,5/ 6	1715190	50	30
7	MKDS 1,5/ 7	1718948	50	35
8	MKDS 1,5/ 8	1715080	50	40
9	MKDS 1,5/ 9	1715718	50	45
10	MKDS 1,5/10	1715093	50	50
11	MKDS 1,5/11	1718951	50	55
12	MKDS 1,5/12	1715129	50	60
13	MKDS 1,5/13	1742046	50	65
14	MKDS 1,5/14	1870899	50	70
15	MKDS 1,5/15	1742059	50	75
16	MKDS 1,5/16	1715307	50	80
21	MKDS 1,5/21	1757743	50	105



Technical data

Connection capacity			
Solid / stranded	[mm ²]	0.14 - 2.5 / 0.14 - 1.5	
Stranded with ferrules without plastic sleeve	[mm ²]	0.25 - 1.5	
Stranded with ferrules with plastic sleeve	[mm ²]	0.25 - 1.5	
2 conductors with same cross section solid / stranded	[mm ²]	0.14 - 1 / 0.14 - 0.75	
2 conductors with same cross section, stranded, with ferrule without plastic sleeve	[mm ²]	0.25 - 0.5	
2 conductors with same cross section, stranded, with TWIN ferrules with plastic sleeve	[mm ²]	0.5 - 1	
Conductor cross section AWG/kcmil		26 - 14	
Stripping length	[mm]	7	
Tightening torque	[Nm]	0.5 - 0.6	
Electrical parameters			
Rated current / conductor cross section	[A] / [mm ²]	17.5 / 2.5	
Surge voltage category/degree of pollution		III/3	III / 2
Rated insulation voltage	[V]	250	400
Rated surge voltage	[kV]	4	4
Approval data (UL/CUL)			
Use Group		B	C
Nominal voltage/current	[V] / [A]	300 / 15	300 / 10
AWG		30-14	30-14
Approval data (CSA)			
Use Group		B	C
Nominal voltage/current	[V] / [A]	300 / 10	300 / 10
AWG		28-14	28-14
General data			
Type of insulation material / insulation material group		PA / I	
Inflammability class in acc. with UL 94		V0	

Printed circuit board terminal, Screw connection with tension sleeve, Pitch: 5.08 mm

MKDS 1,5, Linear pinning



Dimensions	[mm]
Solder pin length	3.5
Length l	9.8
Height h	13.8



Ordering data

No. of pos.	Type	Order No.	Pcs./ Pkt.	Width w [mm]
2	MKDS 1,5/ 2-5,08	1715721	250	10.16
3	MKDS 1,5/ 3-5,08	1715734	250	15.24
4	MKDS 1,5/ 4-5,08	1715747	250	20.32
5	MKDS 1,5/ 5-5,08	1715750	250	25.4
6	MKDS 1,5/ 6-5,08	1710726	50	30.48
7	MKDS 1,5/ 7-5,08	1755897	50	35.56
8	MKDS 1,5/ 8-5,08	1715789	50	40.64
9	MKDS 1,5/ 9-5,08	1715815	50	45.72
10	MKDS 1,5/10-5,08	1715802	50	50.8
12	MKDS 1,5/12-5,08	1715828	50	60.96

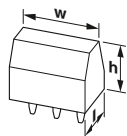


Technical data

Connection capacity				
Solid / stranded	[mm ²]	0.14 - 2.5 / 0.14 - 1.5		
Stranded with ferrules without plastic sleeve	[mm ²]	0.25 - 1.5		
Stranded with ferrules with plastic sleeve	[mm ²]	0.25 - 1.5		
2 conductors with same cross section solid / stranded	[mm ²]	0.14 - 1 / 0.14 - 0.75		
2 conductors with same cross section, stranded, with ferrule without plastic sleeve	[mm ²]	0.25 - 0.5		
2 conductors with same cross section, stranded, with TWIN ferrules with plastic sleeve	[mm ²]	0.5 - 1		
Conductor cross section AWG/kcmil		26 - 14		
Stripping length	[mm]	7		
Tightening torque	[Nm]	0.5 - 0.6		
Electrical parameters				
Rated current / conductor cross section	[A] / [mm ²]	17.5 / 2.5		
Surge voltage category/degree of pollution		III/3	III / 2	II / 2
Rated insulation voltage	[V]	250	400	630
Rated surge voltage	[kV]	4	4	4
Approval data (UL/CUL)				
Use Group		B	C	D
Nominal voltage/current	[V] / [A]	300 / 15	-	300 / 10
AWG		30-14	-	30-14
Approval data (CSA)				
Use Group		B	C	D
Nominal voltage/current	[V] / [A]	300 / 10	-	300 / 10
AWG		28-14	-	28-14
General data				
Type of insulation material / insulation material group		PA / I		
Inflammability class in acc. with UL 94		V0		

Printed circuit board terminal, Screw connection with tension sleeve, Pitch: 5 mm

MKDSP 1,5, Linear pinning



Dimensions	[mm]
Solder pin length	3.5
Length l	11.15
Height h	13.8



Ordering data

No. of pos.	Type	Order No.	Pcs./ Pkt.	Width w [mm]
2	MKDSP 1,5/ 2	1730010	50	10
3	MKDSP 1,5/ 3	1730023	50	15
4	MKDSP 1,5/ 4	1730036	50	20
5	MKDSP 1,5/ 5	1730049	50	25
6	MKDSP 1,5/ 6	1730052	50	30
7	MKDSP 1,5/ 7	1730065	50	35
8	MKDSP 1,5/ 8	1730078	50	45
9	MKDSP 1,5/ 9	1730081	50	45
10	MKDSP 1,5/10	1730094	50	50
11	MKDSP 1,5/11	1730104	50	55
12	MKDSP 1,5/12	1730117	50	60



Technical data

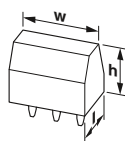
Connection capacity				
Solid / stranded	[mm ²]	0.14 - 2.5 / 0.14 - 1.5		
Stranded with ferrules without plastic sleeve	[mm ²]	0.25 - 1.5		
Stranded with ferrules with plastic sleeve	[mm ²]	0.25 - 1.5		
2 conductors with same cross section solid / stranded	[mm ²]	0.14 - 1 / 0.14 - 0.75		
2 conductors with same cross section, stranded, with ferrule without plastic sleeve	[mm ²]	0.25 - 0.5		
2 conductors with same cross section, stranded, with TWIN ferrules with plastic sleeve	[mm ²]	0.5 - 1		
Conductor cross section AWG/kcmil		26 - 14		
Stripping length	[mm]	7		
Tightening torque	[Nm]	0.5 - 0.6		
Electrical parameters				
Rated current / conductor cross section	[A] / [mm ²]	17.5 / 2.5		
Surge voltage category/degree of pollution		III/3	III / 2	II / 2
Rated insulation voltage	[V]	250	400	630
Rated surge voltage	[kV]	4	4	4
Approval data (UL/CUL)				
Use Group		B	C	D
Nominal voltage/current	[V] / [A]	300 / 10	-	300 / 10
AWG		30-14	-	30-14
Approval data (CSA)				
Use Group		B	C	D
Nominal voltage/current	[V] / [A]	300 / 10	-	300 / 10
AWG		28-14	-	28-14
General data				
Type of insulation material / insulation material group		PA / I		
Inflammability class in acc. with UL 94		V0		

PCB terminal blocks

Conductor cross section up to 1.5 mm² (AWG 16)

Printed circuit board terminal, Screw connection with tension sleeve, Pitch: 5.08 mm

MKDSP 1,5, Linear pinning



Dimensions	[mm]
Solder pin length	3.5
Length l	11.15
Height h	13.8



Ordering data

No. of pos.	Type	Order No.	Pcs./ Pkt.	Width w [mm]
2	MKDSP 1,5/ 2-5,08	1730120	50	10.16
3	MKDSP 1,5/ 3-5,08	1730133	50	15.24
4	MKDSP 1,5/ 4-5,08	1730146	50	20.32
5	MKDSP 1,5/ 5-5,08	1730159	50	25.4
6	MKDSP 1,5/ 6-5,08	1730162	50	30.48
7	MKDSP 1,5/ 7-5,08	1730175	50	35.56
8	MKDSP 1,5/ 8-5,08	1730188	50	40.64
9	MKDSP 1,5/ 9-5,08	1730191	50	45.72
10	MKDSP 1,5/10-5,08	1730201	50	50.8
11	MKDSP 1,5/11-5,08	1730214	50	55.88
12	MKDSP 1,5/12-5,08	1730227	50	60.96

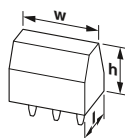


Technical data

Connection capacity				
Solid / stranded	[mm ²]	0.14 - 2.5 / 0.14 - 1.5		
Stranded with ferrules without plastic sleeve	[mm ²]	0.25 - 1.5		
Stranded with ferrules with plastic sleeve	[mm ²]	0.25 - 1.5		
2 conductors with same cross section solid / stranded	[mm ²]	0.14 - 1 / 0.14 - 0.75		
2 conductors with same cross section, stranded, with ferrule without plastic sleeve	[mm ²]	0.25 - 0.5		
2 conductors with same cross section, stranded, with TWIN ferrules with plastic sleeve	[mm ²]	0.5 - 1		
Conductor cross section AWG/kcmil		26 - 14		
Stripping length	[mm]	7		
Tightening torque	[Nm]	0.5 - 0.6		
Electrical parameters				
Rated current / conductor cross section	[A] / [mm ²]	17.5 / 2.5		
Surge voltage category/degree of pollution		III/3	III / 2	II / 2
Rated insulation voltage	[V]	250	400	630
Rated surge voltage	[kV]	4	4	4
Approval data (UL/CUL)				
Use Group		B	C	D
Nominal voltage/current	[V] / [A]	300 / 10	-	300 / 10
AWG		30-14	-	30-14
Approval data (CSA)				
Use Group		B	C	D
Nominal voltage/current	[V] / [A]	300 / 10	-	300 / 10
AWG		28-14	-	28-14
General data				
Type of insulation material / insulation material group		PA / I		
Inflammability class in acc. with UL 94		V0		

Printed circuit board terminal, Screw connection with tension sleeve, Pitch: 5.08 mm

MKDS 1,5/-B, Linear pinning



Dimensions	[mm]
Solder pin length	3.5
Length l	11.6
Height h	13.8



Ordering data

No. of pos.	Type	Order No.	Pcs./ Pkt.	Width w [mm]
2	MKDS 1,5/ 2-B-5,08	1868733	50	10.16
3	MKDS 1,5/ 3-B-5,08	1868746	50	15.24



Technical data

Connection capacity				
Solid / stranded	[mm ²]	0.14 - 2.5 / 0.14 - 1.5		
Stranded with ferrules without plastic sleeve	[mm ²]	0.25 - 1.5		
Stranded with ferrules with plastic sleeve	[mm ²]	0.25 - 1.5		
2 conductors with same cross section solid / stranded	[mm ²]	0.14 - 1 / 0.14 - 0.75		
2 conductors with same cross section, stranded, with ferrule without plastic sleeve	[mm ²]	0.25 - 0.5		
2 conductors with same cross section, stranded, with TWIN ferrules with plastic sleeve	[mm ²]	0.5 - 1		
Conductor cross section AWG/kcmil		26 - 14		
Stripping length	[mm]	7		
Tightening torque	[Nm]	0.5 - 0.6		
Electrical parameters				
Rated current / conductor cross section	[A] / [mm ²]	17.5 / 2.5		
Surge voltage category/degree of pollution		III/3	III / 2	II / 2
Rated insulation voltage	[V]	250	400	630
Rated surge voltage	[kV]	4	4	4
Approval data (UL/CUL)				
Use Group		B	C	D
Nominal voltage/current	[V] / [A]	300 / 10	-	300 / 10
AWG		30-14	-	30-14
General data				
Type of insulation material / insulation material group		PA / I		
Inflammability class in acc. with UL 94		V0		

Printed circuit board terminal, Screw connection with tension sleeve, Pitch: 5 mm

SMKDSP 1,5, Linear pinning



Dimensions	[mm]
Solder pin length	3.5
Length l	13.4
Height h	15.3



Ordering data

No. of pos.	Type	Order No.	Pcs./ Pkt.	Width w [mm]
2	SMKDSP 1,5/2	1733415	250	10
3	SMKDSP 1,5/3	1733428	250	15
4	SMKDSP 1,5/4	1733431	250	20
5	SMKDSP 1,5/5	1733444	250	25
6	SMKDSP 1,5/6	1733457	50	30
7	SMKDSP 1,5/7	1733460	50	35
8	SMKDSP 1,5/8	1733473	50	40
9	SMKDSP 1,5/9	1733486	50	45
10	SMKDSP 1,5/10	1733499	50	50
11	SMKDSP 1,5/11	1733509	50	55
12	SMKDSP 1,5/12	1733512	50	60
14	SMKDSP 1,5/14	1757536	50	70
16	SMKDSP 1,5/16	1757549	50	80

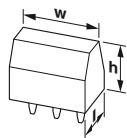


Technical data

Connection capacity			
Solid / stranded	[mm ²]	0.14 - 2.5 / 0.14 - 1.5	
Stranded with ferrules without plastic sleeve	[mm ²]	0.25 - 1.5	
Stranded with ferrules with plastic sleeve	[mm ²]	0.25 - 1.5	
2 conductors with same cross section solid / stranded	[mm ²]	0.14 - 1 / 0.14 - 0.75	
2 conductors with same cross section, stranded, with ferrule without plastic sleeve	[mm ²]	0.25 - 0.5	
2 conductors with same cross section, stranded, with TWIN ferrules with plastic sleeve	[mm ²]	0.5 - 1	
Conductor cross section AWG/kcmil		26 - 14	
Stripping length	[mm]	7	
Tightening torque	[Nm]	0.5 - 0.6	
Electrical parameters			
Rated current / conductor cross section	[A] / [mm ²]	17.5 / 2.5	
Surge voltage category/degree of pollution		III/3	III / 2 II / 2
Rated insulation voltage	[V]	250	400 630
Rated surge voltage	[kV]	4	4 4
Approval data (UL/CUL)			
Use Group		B	C D
Nominal voltage/current	[V] / [A]	250 / 15	- 300 / 10
AWG		30-14	- 30-14
Approval data (CSA)			
Use Group		B	C D
Nominal voltage/current	[V] / [A]	300 / 10	- 300 / 10
AWG		28-14	- 28-14
General data			
Type of insulation material / insulation material group		PA / I	
Inflammability class in acc. with UL 94		V0	

Printed circuit board terminal, Screw connection with tension sleeve, Pitch: 5.08 mm

SMKDSP 1,5, Linear pinning



Dimensions	[mm]
Solder pin length	3.5
Length l	13.4
Height h	15.3



Ordering data

No. of pos.	Type	Order No.	Pcs./ Pkt.	Width w [mm]
2	SMKDSP 1,5/ 2-5,08	1733570	250	10.16
3	SMKDSP 1,5/ 3-5,08	1733583	250	15.24
4	SMKDSP 1,5/ 4-5,08	1733596	250	20.32
5	SMKDSP 1,5/ 5-5,08	1733606	250	25.4
6	SMKDSP 1,5/ 6-5,08	1733619	50	30.48
7	SMKDSP 1,5/ 7-5,08	1733622	50	35.56
8	SMKDSP 1,5/ 8-5,08	1733635	50	40.64
9	SMKDSP 1,5/ 9-5,08	1733648	50	45.72
10	SMKDSP 1,5/10-5,08	1733651	50	50.8
11	SMKDSP 1,5/11-5,08	1733664	50	55.88
12	SMKDSP 1,5/12-5,08	1733677	50	60.96
16	SMKDSP 1,5/16-5,08	1718168	50	81.28
24	SMKDSP 1,5/24-5,08	1991697	25	121.92



Technical data

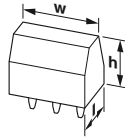
Connection capacity			
Solid / stranded	[mm ²]	0.14 - 2.5 / 0.14 - 1.5	
Stranded with ferrules without plastic sleeve	[mm ²]	0.25 - 1.5	
Stranded with ferrules with plastic sleeve	[mm ²]	0.25 - 1.5	
2 conductors with same cross section solid / stranded	[mm ²]	0.14 - 1 / 0.14 - 0.75	
2 conductors with same cross section, stranded, with ferrule without plastic sleeve	[mm ²]	0.25 - 0.5	
2 conductors with same cross section, stranded, with TWIN ferrules with plastic sleeve	[mm ²]	0.5 - 1	
Conductor cross section AWG/kcmil		26 - 14	
Stripping length	[mm]	7	
Tightening torque	[Nm]	0.5 - 0.6	
Electrical parameters			
Rated current / conductor cross section	[A] / [mm ²]	17.5 / 2.5	
Surge voltage category/degree of pollution		III/3	III / 2 II / 2
Rated insulation voltage	[V]	250	400 630
Rated surge voltage	[kV]	4	4 4
Approval data (UL/CUL)			
Use Group		B	C D
Nominal voltage/current	[V] / [A]	250 / 15	- 300 / 10
AWG		30-14	- 30-14
Approval data (CSA)			
Use Group		B	C D
Nominal voltage/current	[V] / [A]	300 / 10	- 300 / 10
AWG		28-14	- 28-14
General data			
Type of insulation material / insulation material group		PA / I	
Inflammability class in acc. with UL 94		V0	

PCB terminal blocks

Conductor cross section up to 1.5 mm² (AWG 16)

Printed circuit board terminal, Screw connection with tension sleeve, Pitch: 5 mm

MKDSFW 1,5, Linear pinning



Dimensions	[mm]
Solder pin length	5
Length l	15.5
Height h	11.2



Ordering data

No. of pos.	Type	Order No.	Pcs./ Pkt.	Width w [mm]
2	MKDSFW 1,5/ 2	1717091	50	10
3	MKDSFW 1,5/ 3	1717088	50	15

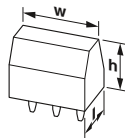


Technical data

Connection capacity				
Solid / stranded	[mm ²]	0.14 - 2.5 / 0.14 - 1.5		
Stranded with ferrules without plastic sleeve	[mm ²]	0.25 - 1.5		
Stranded with ferrules with plastic sleeve	[mm ²]	0.25 - 1.5		
2 conductors with same cross section solid / stranded	[mm ²]	0.14 - 1 / 0.14 - 0.75		
2 conductors with same cross section, stranded, with ferrule without plastic sleeve	[mm ²]	0.25 - 0.5		
2 conductors with same cross section, stranded, with TWIN ferrules with plastic sleeve	[mm ²]	0.5 - 1		
Conductor cross section AWG/kcmil		26 - 14		
Stripping length	[mm]	8		
Tightening torque	[Nm]	0.5 - 0.6		
Electrical parameters				
Rated current / conductor cross section	[A] / [mm ²]	17.5 / 2.5		
Surge voltage category/degree of pollution		III/3	III / 2	II / 2
Rated insulation voltage	[V]	250	400	630
Rated surge voltage	[kV]	4	4	4
Approval data (UL/CUL)				
Use Group		B	C	D
Nominal voltage/current	[V] / [A]	300 / 10	-	300 / 10
AWG		30-14	-	30-14
Approval data (CSA)				
Use Group		B	C	D
Nominal voltage/current	[V] / [A]	300 / 10	-	300 / 10
AWG		24-14	-	24-14
General data				
Type of insulation material / insulation material group		PA / I		
Inflammability class in acc. with UL 94		V2		

Printed circuit board terminal, Screw connection with tension sleeve, Pitch: 5 mm

MKKDS 1,5, Linear pinning



Dimensions	[mm]
Solder pin length	3.5
Length l	21.4
Height h	25.2



Ordering data

No. of pos.	Type	Order No.	Pcs./ Pkt.	Width w [mm]
2	MKKDS 1,5/ 2	1725012	100	12.5
3	MKKDS 1,5/ 3	1725025	100	17.5

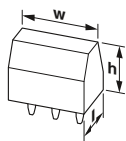


Technical data

Connection capacity				
Solid / stranded	[mm ²]	0.14 - 2.5 / 0.14 - 1.5		
Stranded with ferrules without plastic sleeve	[mm ²]	0.25 - 1		
Stranded with ferrules with plastic sleeve	[mm ²]	0.25 - 1.5		
2 conductors with same cross section solid / stranded	[mm ²]	0.14 - 1 / 0.14 - 0.75		
2 conductors with same cross section, stranded, with ferrule without plastic sleeve	[mm ²]	0.25 - 0.5		
2 conductors with same cross section, stranded, with TWIN ferrules with plastic sleeve	[mm ²]	0.5 - 0.5		
Conductor cross section AWG/kcmil		26 - 14		
Stripping length	[mm]	7		
Tightening torque	[Nm]	0.5 - 0.6		
Electrical parameters				
Rated current / conductor cross section	[A] / [mm ²]	17.5 / 2.5		
Surge voltage category/degree of pollution		III/3	III / 2	II / 2
Rated insulation voltage	[V]	250	400	630
Rated surge voltage	[kV]	4	4	4
Approval data (UL/CUL)				
Use Group		B	C	D
Nominal voltage/current	[V] / [A]	125 / 10	-	300 / 10
AWG		30-14	-	30-14
Approval data (CSA)				
Use Group		B	C	D
Nominal voltage/current	[V] / [A]	300 / 10	-	300 / 10
AWG		28-14	-	28-14
General data				
Type of insulation material / insulation material group		PA / I		
Inflammability class in acc. with UL 94		V0		

Printed circuit board terminal, Screw connection with tension sleeve, Pitch: 5.08 mm

MKKDS 1,5, Linear pinning



Dimensions	[mm]
Solder pin length	3.5
Length l	21.4
Height h	25.2



Ordering data

No. of pos.	Type	Order No.	Pcs./ Pkt.	Width w [mm]
2	MKKDS 1,5/ 2-5,08	1725038	100	12.7
3	MKKDS 1,5/ 3-5,08	1725041	100	17.78

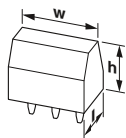



Technical data

Connection capacity				
Solid / stranded	[mm ²]	0.14 - 2.5 / 0.14 - 1.5		
Stranded with ferrules without plastic sleeve	[mm ²]	0.25 - 1		
Stranded with ferrules with plastic sleeve	[mm ²]	0.25 - 1.5		
2 conductors with same cross section solid / stranded	[mm ²]	0.14 - 1 / 0.14 - 0.75		
2 conductors with same cross section, stranded, with ferrule without plastic sleeve	[mm ²]	0.25 - 0.5		
2 conductors with same cross section, stranded, with TWIN ferrules with plastic sleeve	[mm ²]	0.5 - 0.5		
Conductor cross section AWG/kcmil		26 - 14		
Stripping length	[mm]	7		
Tightening torque	[Nm]	0.5 - 0.6		
Electrical parameters				
Rated current / conductor cross section	[A] / [mm ²]	17.5 / 2.5		
Surge voltage category/degree of pollution		III/3	III / 2	II / 2
Rated insulation voltage	[V]	250	400	630
Rated surge voltage	[kV]	4	4	4
Approval data (UL/CUL)				
Use Group		B	C	D
Nominal voltage/current	[V] / [A]	125 / 10	-	300 / 10
AWG		30-14	-	30-14
Approval data (CSA)				
Use Group		B	C	D
Nominal voltage/current	[V] / [A]	300 / 10	-	300 / 10
AWG		28-14	-	28-14
General data				
Type of insulation material / insulation material group		PA / I		
Inflammability class in acc. with UL 94		V0		

Printed circuit board terminal, Screw connection with tension sleeve, Pitch: 5.08 mm

MK3DS 1,5, Linear pinning



Dimensions	[mm]
Solder pin length	3.5
Length l	32.25
Height h	36.6



Ordering data

No. of pos.	Type	Order No.	Pcs./ Pkt.	Width w [mm]
2	MK3DS 1,5/ 2-5,08	1724013	100	12.7
3	MK3DS 1,5/ 3-5,08	1724026	100	17.78



Technical data

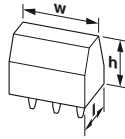
Connection capacity				
Solid / stranded	[mm ²]	0.14 - 2.5 / 0.14 - 1.5		
Stranded with ferrules without plastic sleeve	[mm ²]	0.25 - 1.5		
Stranded with ferrules with plastic sleeve	[mm ²]	0.25 - 1.5		
2 conductors with same cross section solid / stranded	[mm ²]	0.14 - 1 / 0.14 - 0.75		
2 conductors with same cross section, stranded, with ferrule without plastic sleeve	[mm ²]	0.25 - 0.5		
2 conductors with same cross section, stranded, with TWIN ferrules with plastic sleeve	[mm ²]	0.5 - 0.5		
Conductor cross section AWG/kcmil		26 - 14		
Stripping length	[mm]	7		
Tightening torque	[Nm]	0.5 - 0.6		
Electrical parameters				
Rated current / conductor cross section	[A] / [mm ²]	15 / 2.5		
Surge voltage category/degree of pollution		III/3	III / 2	II / 2
Rated insulation voltage	[V]	250	400	630
Rated surge voltage	[kV]	4	4	4
Approval data (UL/CUL)				
Use Group		B	C	D
Nominal voltage/current	[V] / [A]	125 / 10	-	300 / 10
AWG		30-14	-	30-14
Approval data (CSA)				
Use Group		B	C	D
Nominal voltage/current	[V] / [A]	300 / 10	-	300 / 10
AWG		24-14	-	24-14
General data				
Type of insulation material / insulation material group		PA / I		
Inflammability class in acc. with UL 94		V0		

PCB terminal blocks

Conductor cross section up to 1.5 mm² (AWG 16)

Printed circuit board terminal, Screw connection with tension sleeve, Pitch: 5.08 mm

MK4DS 1,5, Linear pinning



Dimensions	[mm]
Solder pin length	3.5
Length l	42.9
Height h	48



Ordering data

No. of pos.	Type	Order No.	Pcs./ Pkt.	Width w [mm]
2	MK4DS 1,5/ 2-5,08	1868827	50	12.65
3	MK4DS 1,5/ 3-5,08	1868830	50	17.73

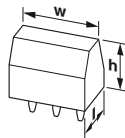


Technical data

Connection capacity			
Solid / stranded	[mm ²]	0.14 - 2.5 / 0.14 - 1.5	
Stranded with ferrules without plastic sleeve	[mm ²]	0.25 - 1.5	
Stranded with ferrules with plastic sleeve	[mm ²]	0.25 - 1.5	
2 conductors with same cross section solid / stranded	[mm ²]	0.14 - 1 / 0.14 - 0.75	
2 conductors with same cross section, stranded, with ferrule without plastic sleeve	[mm ²]	0.25 - 0.5	
2 conductors with same cross section, stranded, with TWIN ferrules with plastic sleeve	[mm ²]	0.5 - 0.5	
Conductor cross section AWG/kcmil		26 - 14	
Stripping length	[mm]	7	
Tightening torque	[Nm]	0.5 - 0.6	
Electrical parameters			
Rated current / conductor cross section	[A] / [mm ²]	15 / 2.5	
Surge voltage category/degree of pollution		III/3	III / 2
Rated insulation voltage	[V]	250	400
Rated surge voltage	[kV]	4	4
Approval data (UL/CUL)			
Use Group		B	C
Nominal voltage/current	[V] / [A]	125 / 10	300 / 10
AWG		30-14	30-14
General data			
Type of insulation material / insulation material group		PA / I	
Inflammability class in acc. with UL 94		V0	

Printed circuit board terminal, Screw connection with tension sleeve, Pitch: 7.62 mm

GMKDSN 1,5, Linear pinning



Dimensions	[mm]
Solder pin length	3.5
Length l	8.1
Height h	10



Ordering data

No. of pos.	Type	Order No.	Pcs./ Pkt.	Width w [mm]
2	GMKDSN 1,5/ 2-7,62	1707027	50	15.24
3	GMKDSN 1,5/ 3-7,62	1707030	50	22.86

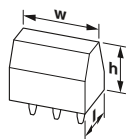


Technical data

Connection capacity			
Solid / stranded	[mm ²]	0.14 - 1.5 / 0.14 - 1.5	
Stranded with ferrules without plastic sleeve	[mm ²]	0.25 - 1.5	
Stranded with ferrules with plastic sleeve	[mm ²]	0.25 - 1.5	
2 conductors with same cross section solid / stranded	[mm ²]	0.14 - 0.75 / 0.14 - 0.75	
2 conductors with same cross section, stranded, with ferrule without plastic sleeve	[mm ²]	0.25 - 0.5	
2 conductors with same cross section, stranded, with TWIN ferrules with plastic sleeve	[mm ²]	0.5 - 1	
Conductor cross section AWG/kcmil		26 - 16	
Stripping length	[mm]	6	
Tightening torque	[Nm]	0.5 - 0.6	
Electrical parameters			
Rated current / conductor cross section	[A] / [mm ²]	16 / 1.5	
Surge voltage category/degree of pollution		III/3	III / 2
Rated insulation voltage	[V]	400	630
Rated surge voltage	[kV]	6	6
Approval data (UL/CUL)			
Use Group		B	C
Nominal voltage/current	[V] / [A]	300 / 10	300 / 10
AWG		30-14	30-14
Approval data (CSA)			
Use Group		B	C
Nominal voltage/current	[V] / [A]	300 / 10	300 / 10
AWG		28-14	28-14
General data			
Type of insulation material / insulation material group		PA / I	
Inflammability class in acc. with UL 94		V0	

Printed circuit board terminal, Screw connection with tension sleeve, Pitch: 7.62 mm

GSMKDSN 1,5, Linear pinning



Dimensions	[mm]
Solder pin length	3.5
Length l	12
Height h	11



Ordering data

No. of pos.	Type	Order No.	Pcs./ Pkt.	Width w [mm]
2	GSMKDSN 1,5/ 2-7,62	1718605	50	15.24
3	GSMKDSN 1,5/ 3-7,62	1718618	50	22.86
4	GSMKDSN 1,5/ 4-7,62	1718621	50	30.48
5	GSMKDSN 1,5/ 5-7,62	1718634	50	38.1
6	GSMKDSN 1,5/ 6-7,62	1718647	50	45.72
7	GSMKDSN 1,5/ 7-7,62	1718650	50	53.34
8	GSMKDSN 1,5/ 8-7,62	1718663	50	60.96
9	GSMKDSN 1,5/ 9-7,62	1718676	50	68.58
10	GSMKDSN 1,5/10-7,62	1718689	50	76.2

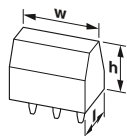


Technical data

Connection capacity				
Solid / stranded	[mm ²]	0.14 - 1.5 / 0.14 - 1.5		
Stranded with ferrules without plastic sleeve	[mm ²]	0.25 - 1.5		
Stranded with ferrules with plastic sleeve	[mm ²]	0.25 - 1.5		
2 conductors with same cross section solid / stranded	[mm ²]	0.14 - 0.75 / 0.14 - 0.75		
2 conductors with same cross section, stranded, with ferrule without plastic sleeve	[mm ²]	0.25 - 0.5		
2 conductors with same cross section, stranded, with TWIN ferrules with plastic sleeve	[mm ²]	0.5 - 1		
Conductor cross section AWG/kcmil		26 - 16		
Stripping length	[mm]	6		
Tightening torque	[Nm]	0.5 - 0.6		
Electrical parameters				
Rated current / conductor cross section	[A] / [mm ²]	16 / 1.5		
Surge voltage category/degree of pollution		III/3	III / 2	II / 2
Rated insulation voltage	[V]	500	630	1000
Rated surge voltage	[kV]	6	6	6
Approval data (UL/CUL)				
Use Group		B	C	D
Nominal voltage/current	[V] / [A]	300 / 10	-	300 / 10
AWG		30-14	-	30-14
Approval data (CSA)				
Use Group		B	C	D
Nominal voltage/current	[V] / [A]	300 / 10	-	300 / 10
AWG		28-14	-	28-14
General data				
Type of insulation material / insulation material group		PA / I		
Inflammability class in acc. with UL 94		V2		

Printed circuit board terminal, Screw connection with tension sleeve, Pitch: 7.5 mm

GMKDS 1,5, Linear pinning



Dimensions	[mm]
Solder pin length	3.5
Length l	9.8
Height h	13.8



Ordering data

No. of pos.	Type	Order No.	Pcs./ Pkt.	Width w [mm]
2	GMKDS 1,5/ 2	1717020	250	15
3	GMKDS 1,5/ 3	1717033	250	22.5



Technical data

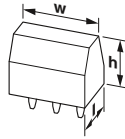
Connection capacity				
Solid / stranded	[mm ²]	0.14 - 1.5 / 0.14 - 1.5		
Stranded with ferrules without plastic sleeve	[mm ²]	0.25 - 1		
Stranded with ferrules with plastic sleeve	[mm ²]	0.25 - 1		
2 conductors with same cross section solid / stranded	[mm ²]	0.14 - 1 / 0.14 - 0.75		
2 conductors with same cross section, stranded, with ferrule without plastic sleeve	[mm ²]	0.25 - 0.5		
2 conductors with same cross section, stranded, with TWIN ferrules with plastic sleeve	[mm ²]	0.5 - 1		
Conductor cross section AWG/kcmil		26 - 16		
Stripping length	[mm]	6.5		
Tightening torque	[Nm]	0.5 - 0.6		
Electrical parameters				
Rated current / conductor cross section	[A] / [mm ²]	17.5 / 1.5		
Surge voltage category/degree of pollution		III/3	III / 2	II / 2
Rated insulation voltage	[V]	500	630	1000
Rated surge voltage	[kV]	6	6	6
Approval data (UL/CUL)				
Use Group		B	C	D
Nominal voltage/current	[V] / [A]	300 / 10	-	300 / 10
AWG		30-14	-	30-14
Approval data (CSA)				
Use Group		B	C	D
Nominal voltage/current	[V] / [A]	300 / 10	-	300 / 10
AWG		28-14	-	28-14
General data				
Type of insulation material / insulation material group		PA / I		
Inflammability class in acc. with UL 94		V0		

PCB terminal blocks

Conductor cross section up to 1.5 mm² (AWG 16)

Printed circuit board terminal, Screw connection with tension sleeve, Pitch: 7.62 mm

GMKDS 1,5, Linear pinning



Dimensions	[mm]
Solder pin length	3.5
Length l	9.8
Height h	13.8

UL US ENEC SEV DNV GL

Ordering data

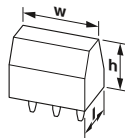
No. of pos.	Type	Order No.	Pcs./ Pkt.	Width w [mm]
2	GMKDS 1,5/ 2-7,62	1717729	250	15.24
3	GMKDS 1,5/ 3-7,62	1717732	250	22.86



Technical data			
Connection capacity			
Solid / stranded	[mm ²]	0.14 - 1.5 / 0.14 - 1.5	
Stranded with ferrules without plastic sleeve	[mm ²]	0.25 - 1	
Stranded with ferrules with plastic sleeve	[mm ²]	0.25 - 1	
2 conductors with same cross section solid / stranded	[mm ²]	0.14 - 1 / 0.14 - 0.75	
2 conductors with same cross section, stranded, with ferrule without plastic sleeve	[mm ²]	0.25 - 0.5	
2 conductors with same cross section, stranded, with TWIN ferrules with plastic sleeve	[mm ²]	0.5 - 1	
Conductor cross section AWG/kcmil		26 - 16	
Stripping length	[mm]	6.5	
Tightening torque	[Nm]	0.5 - 0.6	
Electrical parameters			
Rated current / conductor cross section	[A] / [mm ²]	17.5 / 1.5	
Surge voltage category/degree of pollution		III / 3	III / 2
Rated insulation voltage	[V]	500	630
Rated surge voltage	[kV]	6	6
Approval data (UL/CUL)			
Use Group		B	C
Nominal voltage/current	[V] / [A]	300 / 10	300 / 10
AWG		30-14	30-14
Approval data (CSA)			
Use Group		B	C
Nominal voltage/current	[V] / [A]	300 / 10	300 / 10
AWG		28-14	28-14
General data			
Type of insulation material / insulation material group		PA / I	
Inflammability class in acc. with UL 94		V0	

Printed circuit board terminal, Screw connection with tension sleeve, Pitch: 7.5 mm

GSMKDSP 1,5, Linear pinning



Dimensions	[mm]
Solder pin length	3.5
Length l	13.4
Height h	16

UL US ENEC SEV

Ordering data

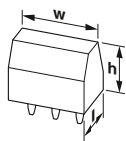
No. of pos.	Type	Order No.	Pcs./ Pkt.	Width w [mm]
2	GSMKDSP 1,5/ 2	1718029	250	15
3	GSMKDSP 1,5/ 3	1718032	250	22.5



Technical data			
Connection capacity			
Solid / stranded	[mm ²]	0.14 - 2.5 / 0.14 - 1.5	
Stranded with ferrules without plastic sleeve	[mm ²]	0.25 - 1.5	
Stranded with ferrules with plastic sleeve	[mm ²]	0.25 - 1.5	
2 conductors with same cross section solid / stranded	[mm ²]	0.14 - 1 / 0.14 - 0.75	
2 conductors with same cross section, stranded, with ferrule without plastic sleeve	[mm ²]	0.25 - 0.5	
2 conductors with same cross section, stranded, with TWIN ferrules with plastic sleeve	[mm ²]	0.5 - 1	
Conductor cross section AWG/kcmil		26 - 14	
Stripping length	[mm]	7	
Tightening torque	[Nm]	0.5 - 0.6	
Electrical parameters			
Rated current / conductor cross section	[A] / [mm ²]	17.5 / 2.5	
Surge voltage category/degree of pollution		III / 3	III / 2
Rated insulation voltage	[V]	500	630
Rated surge voltage	[kV]	6	6
Approval data (UL/CUL)			
Use Group		B	C
Nominal voltage/current	[V] / [A]	300 / 10	300 / 10
AWG		30-14	30-14
General data			
Type of insulation material / insulation material group		PA / I	
Inflammability class in acc. with UL 94		V0	

Printed circuit board terminal, Screw connection with tension sleeve, Pitch: 7.62 mm

GSMKDSP 1,5, Linear pinning



Dimensions	[mm]
Solder pin length	3.5
Length l	13.4
Height h	16



Ordering data

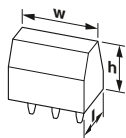
No. of pos.	Type	Order No.	Pcs./ Pkt.	Width w [mm]
2	GSMKDSP 1,5/ 2-7,62	1718728	250	15.24
3	GSMKDSP 1,5/ 3-7,62	1718731	250	22.86

Technical data

Connection capacity		
Solid / stranded	[mm ²]	0.14 - 2.5 / 0.14 - 1.5
Stranded with ferrules without plastic sleeve	[mm ²]	0.25 - 1.5
Stranded with ferrules with plastic sleeve	[mm ²]	0.25 - 1.5
2 conductors with same cross section solid / stranded	[mm ²]	0.14 - 1 / 0.14 - 0.75
2 conductors with same cross section, stranded, with ferrule without plastic sleeve	[mm ²]	0.25 - 0.5
2 conductors with same cross section, stranded, with TWIN ferrules with plastic sleeve	[mm ²]	0.5 - 1
Conductor cross section AWG/kcmil		26 - 14
Stripping length	[mm]	7
Tightening torque	[Nm]	0.5 - 0.6
Electrical parameters		
Rated current / conductor cross section	[A] / [mm ²]	17.5 / 2.5
Surge voltage category/degree of pollution		III/3 III / 2 II / 2
Rated insulation voltage	[V]	500 630 1000
Rated surge voltage	[kV]	6 6 6
Approval data (UL/CUL)		
Use Group		B C D
Nominal voltage/current	[V] / [A]	300 / 10 - 300 / 10
AWG		30-14 - 30-14
General data		
Type of insulation material / insulation material group		PA / I
Inflammability class in acc. with UL 94		V0

Printed circuit board terminal, Push-in spring connection, Pitch: 3.5 mm

PTSA 1,5, Linear front pinning



Dimensions	[mm]
Solder pin length	3.6
Length l	12
Height h	13.1



Ordering data

No. of pos.	Type	Order No.	Pcs./ Pkt.	Width w [mm]
2	PTSA 1,5/ 2-3,5-F	1984963	420	8.5
3	PTSA 1,5/ 3-3,5-F	1984976	300	12
4	PTSA 1,5/ 4-3,5-F	1984989	220	15.5
5	PTSA 1,5/ 5-3,5-F	1984992	180	19
6	PTSA 1,5/ 6-3,5-F	1985001	160	22.5
7	PTSA 1,5/ 7-3,5-F	1985014	140	26
8	PTSA 1,5/ 8-3,5-F	1985027	120	29.5
9	PTSA 1,5/ 9-3,5-F	1985030	100	33
10	PTSA 1,5/10-3,5-F	1985043	100	36.5
11	PTSA 1,5/11-3,5-F	1985056	80	40
12	PTSA 1,5/12-3,5-F	1985069	80	43.5
13	PTSA 1,5/13-3,5-F	1985072	60	47
14	PTSA 1,5/14-3,5-F	1985085	60	50.5
15	PTSA 1,5/15-3,5-F	1985098	60	54
16	PTSA 1,5/16-3,5-F	1985108	60	57.5

Technical data

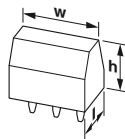
Connection capacity		
Solid / stranded	[mm ²]	0.2 - 1.5 / 0.2 - 1.5
Stranded with ferrules without plastic sleeve	[mm ²]	0.25 - 1
Stranded with ferrules with plastic sleeve	[mm ²]	0.25 - 0.5
2 conductors with same cross section solid / stranded	[mm ²]	- / -
2 conductors with same cross section, stranded, with ferrule without plastic sleeve	[mm ²]	-
2 conductors with same cross section, stranded, with TWIN ferrules with plastic sleeve	[mm ²]	-
Conductor cross section AWG/kcmil		24 - 16
Stripping length	[mm]	9
Tightening torque	[Nm]	-
Electrical parameters		
Rated current / conductor cross section	[A] / [mm ²]	8 / 1.5
Surge voltage category/degree of pollution		III/3 III / 2 II / 2
Rated insulation voltage	[V]	200 250 400
Rated surge voltage	[kV]	2.5 2.5 2.5
Approval data (UL/CUL)		
Use Group		B C D
Nominal voltage/current	[V] / [A]	300 / 5 - 300 / 5
AWG		24-16 - 24-16
General data		
Type of insulation material / insulation material group		PA / I
Inflammability class in acc. with UL 94		V0

PCB terminal blocks

Conductor cross section up to 1.5 mm² (AWG 16)

Printed circuit board terminal, Push-in spring connection, Pitch: 3.5 mm

PTSA 1,5, Zigzag pinning M



Dimensions	[mm]
Solder pin length	3.6
Length l	12
Height h	13.1



Ordering data

No. of pos.	Type	Order No.	Pcs./ Pkt.	Width w [mm]
2	PTSA 1,5/ 2-3,5-Z	1985195	420	8.5
3	PTSA 1,5/ 3-3,5-Z	1985205	300	12
4	PTSA 1,5/ 4-3,5-Z	1985218	220	15.5
5	PTSA 1,5/ 5-3,5-Z	1985221	180	19
6	PTSA 1,5/ 6-3,5-Z	1985234	160	22.5
7	PTSA 1,5/ 7-3,5-Z	1985247	140	26
8	PTSA 1,5/ 8-3,5-Z	1985250	120	29.5
9	PTSA 1,5/ 9-3,5-Z	1985263	100	33
10	PTSA 1,5/10-3,5-Z	1985276	100	36.5
11	PTSA 1,5/11-3,5-Z	1985289	80	40
12	PTSA 1,5/12-3,5-Z	1985292	80	43.5
13	PTSA 1,5/13-3,5-Z	1985302	60	47
14	PTSA 1,5/14-3,5-Z	1985315	60	50.5
15	PTSA 1,5/15-3,5-Z	1985328	60	54
16	PTSA 1,5/16-3,5-Z	1985331	60	57.5

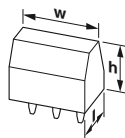


Technical data

Connection capacity			
Solid / stranded	[mm ²]	0.2 - 1.5 / 0.2 - 1.5	
Stranded with ferrules without plastic sleeve	[mm ²]	0.25 - 1	
Stranded with ferrules with plastic sleeve	[mm ²]	0.25 - 0.5	
2 conductors with same cross section solid / stranded	[mm ²]	- / -	
2 conductors with same cross section, stranded, with ferrule without plastic sleeve	[mm ²]	-	
2 conductors with same cross section, stranded, with TWIN ferrules with plastic sleeve	[mm ²]	-	
Conductor cross section AWG/kcmil		24 - 16	
Stripping length	[mm]	9	
Tightening torque	[Nm]	-	
Electrical parameters			
Rated current / conductor cross section	[A] / [mm ²]	8 / 1.5	
Surge voltage category/degree of pollution		III/3	III / 2 II / 2
Rated insulation voltage	[V]	250	400 630
Rated surge voltage	[kV]	4	4 4
Approval data (UL/CUL)			
Use Group		B	C D
Nominal voltage/current	[V] / [A]	300 / 5	- 300 / 5
AWG		24-16	- 24-16
General data			
Type of insulation material / insulation material group		PA / I	
Inflammability class in acc. with UL 94		V0	

Printed circuit board terminal, Push-in spring connection, Pitch: 3.5 mm

PTDA 1,5/, Linear double pinning



Dimensions	[mm]
Solder pin length	3.5
Length l	16
Height h	16



Ordering data

No. of pos.	Type	Order No.	Pcs./ Pkt.	Width w [mm]
2	PTDA 1,5/ 2-3,5	1724912	50	8.4
3	PTDA 1,5/ 3-3,5	1724925	50	11.9
4	PTDA 1,5/ 4-3,5	1724938	50	15.4
5	PTDA 1,5/ 5-3,5	1724951	50	18.9
6	PTDA 1,5/ 6-3,5	1724964	50	22.4
7	PTDA 1,5/ 7-3,5	1724977	50	25.9
8	PTDA 1,5/ 8-3,5	1724996	50	29.4
9	PTDA 1,5/ 9-3,5	1725003	50	32.9
10	PTDA 1,5/10-3,5	1725016	50	36.4
11	PTDA 1,5/11-3,5	1725029	50	39.9
12	PTDA 1,5/12-3,5	1725042	50	43.4
13	PTDA 1,5/13-3,5	1725055	50	46.9
14	PTDA 1,5/14-3,5	1725068	50	50.4
15	PTDA 1,5/15-3,5	1725081	50	53.9
16	PTDA 1,5/16-3,5	1725094	50	57.4

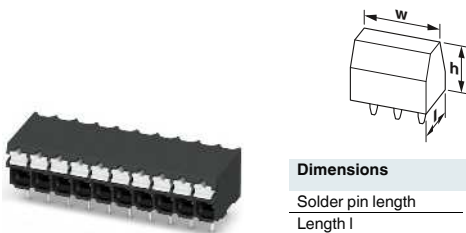


Technical data

Connection capacity			
Solid / stranded	[mm ²]	0.2 - 1.5 / 0.2 - 1.5	
Stranded with ferrules without plastic sleeve	[mm ²]	0.5 - 1.5	
Stranded with ferrules with plastic sleeve	[mm ²]	0.5 - 0.5	
2 conductors with same cross section solid / stranded	[mm ²]	0.2 - 1.5 / 0.2 - 1.5	
2 conductors with same cross section, stranded, with ferrule without plastic sleeve	[mm ²]	0.5 - 1.5	
2 conductors with same cross section, stranded, with TWIN ferrules with plastic sleeve	[mm ²]	0.5 - 0.5	
Conductor cross section AWG/kcmil		24 - 16	
Stripping length	[mm]	10	
Tightening torque	[Nm]	-	
Electrical parameters			
Rated current / conductor cross section	[A] / [mm ²]	13.5 / 1.5	
Surge voltage category/degree of pollution		III/3	III / 2 II / 2
Rated insulation voltage	[V]	200	240 400
Rated surge voltage	[kV]	2.5	2.5 2.5
Approval data (UL/CUL)			
Use Group		B	C D
Nominal voltage/current	[V] / [A]	300 / 12	150 / 12 300 / 10
AWG		24-16	24-16 24-16
General data			
Type of insulation material / insulation material group		PA / I	
Inflammability class in acc. with UL 94		V0	

Printed circuit board terminal, Push-in spring connection, Pitch: 3.5 mm

SPT 1,5/..-H-THR, Linear double pinning



Dimensions	[mm]
Solder pin length	2.6
Length l	13.7
Height h	7.7



Ordering data

No. of pos.	Type	Order No.	Pcs./ Pkt.	Width w [mm]
2	SPT-THR 1,5/ 2-H-3,5 P26	1822752	350	7.5
3	SPT-THR 1,5/ 3-H-3,5 P26	1822765	240	11
4	SPT-THR 1,5/ 4-H-3,5 P26	1822778	170	14.5
5	SPT-THR 1,5/ 5-H-3,5 P26	1822781	150	18
6	SPT-THR 1,5/ 6-H-3,5 P26	1822794	110	21.5
7	SPT-THR 1,5/ 7-H-3,5 P26	1822804	110	25
8	SPT-THR 1,5/ 8-H-3,5 P26	1822817	80	28.5
9	SPT-THR 1,5/ 9-H-3,5 P26	1822820	60	32
10	SPT-THR 1,5/10-H-3,5 P26	1822833	60	35.5
11	SPT-THR 1,5/11-H-3,5 P26	1822846	60	39
12	SPT-THR 1,5/12-H-3,5 P26	1822859	60	42.5

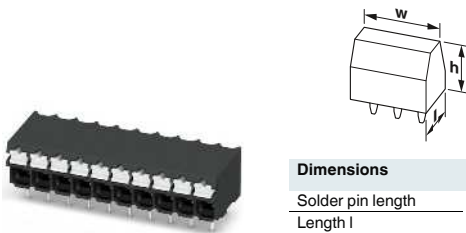


Technical data

Connection capacity				
Solid / stranded	[mm ²]	0.2 - 1.5 / 0.2 - 1.5		
Stranded with ferrules without plastic sleeve	[mm ²]	0.2 - 1.5		
Stranded with ferrules with plastic sleeve	[mm ²]	0.2 - 0.75		
2 conductors with same cross section solid / stranded	[mm ²]	- / -		
2 conductors with same cross section, stranded, with ferrule without plastic sleeve	[mm ²]	-		
2 conductors with same cross section, stranded, with TWIN ferrules with plastic sleeve	[mm ²]	-		
Conductor cross section AWG/kcmil		24 - 16		
Stripping length	[mm]	8		
Tightening torque	[Nm]	-		
Electrical parameters				
Rated current / conductor cross section	[A] / [mm ²]	13.5 / 1.5		
Surge voltage category/degree of pollution		III/3	III / 2	II / 2
Rated insulation voltage	[V]	160	160	320
Rated surge voltage	[kV]	2.5	2.5	2.5
Approval data (UL/CUL)				
Use Group		B	C	D
Nominal voltage/current	[V] / [A]	300 / 10	-	300 / 10
AWG		24-16	-	24-16
General data				
Type of insulation material / insulation material group		LCP / IIIa		
Inflammability class in acc. with UL 94		V0		

Printed circuit board terminal, Push-in spring connection, Pitch: 3.5 mm

SPT 1,5/..-H-THR, Linear double pinning

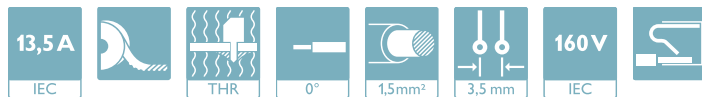


Dimensions	[mm]
Solder pin length	2
Length l	13.6
Height h	7.7



Ordering data

No. of pos.	Type	Order No.	Pcs./ Pkt.	Width w [mm]
2	SPT-THR 1,5/ 2-H-3,5 P20 R24	1823638	250	7.5
3	SPT-THR 1,5/ 3-H-3,5 P20 R32	1823641	250	11
4	SPT-THR 1,5/ 4-H-3,5 P20 R32	1823654	250	14.5
5	SPT-THR 1,5/ 5-H-3,5 P20 R32	1823667	250	19
6	SPT-THR 1,5/ 6-H-3,5 P20 R44	1823670	250	21.5
7	SPT-THR 1,5/ 7-H-3,5 P20 R44	1823683	250	25
8	SPT-THR 1,5/ 8-H-3,5 P20 R44	1823696	250	28.5
9	SPT-THR 1,5/ 9-H-3,5 P20 R72	1823706	250	32
10	SPT-THR 1,5/10-H-3,5 P20 R72	1823719	250	35.5
11	SPT-THR 1,5/11-H-3,5 P20 R72	1823722	250	39
12	SPT-THR 1,5/12-H-3,5 P20 R72	1823735	250	42.5



Technical data

Connection capacity				
Solid / stranded	[mm ²]	0.2 - 1.5 / 0.2 - 1.5		
Stranded with ferrules without plastic sleeve	[mm ²]	0.2 - 1.5		
Stranded with ferrules with plastic sleeve	[mm ²]	0.2 - 0.75		
2 conductors with same cross section solid / stranded	[mm ²]	- / -		
2 conductors with same cross section, stranded, with ferrule without plastic sleeve	[mm ²]	-		
2 conductors with same cross section, stranded, with TWIN ferrules with plastic sleeve	[mm ²]	-		
Conductor cross section AWG/kcmil		24 - 16		
Stripping length	[mm]	8		
Tightening torque	[Nm]	-		
Electrical parameters				
Rated current / conductor cross section	[A] / [mm ²]	13.5 / 1.5		
Surge voltage category/degree of pollution		III/3	III / 2	II / 2
Rated insulation voltage	[V]	160	160	320
Rated surge voltage	[kV]	2.5	2.5	2.5
Approval data (UL/CUL)				
Use Group		B	C	D
Nominal voltage/current	[V] / [A]	300 / 10	-	300 / 10
AWG		24-16	-	24-16
General data				
Type of insulation material / insulation material group		LCP / IIIa		
Inflammability class in acc. with UL 94		V0		

PCB terminal blocks

Conductor cross section up to 1.5 mm² (AWG 16)

Printed circuit board terminal, Push-in spring connection, Pitch: 3.81 mm

SPT 1,5/...-H-THR, Linear double pinning



Dimensions	[mm]
Solder pin length	2.6
Length l	13.6
Height h	7.7



Ordering data

No. of pos.	Type	Order No.	Pcs./ Pkt.	Width w [mm]
2	SPT-THR 1,5/ 2-H-3,81 P26	1822862	350	7.81
3	SPT-THR 1,5/ 3-H-3,81 P26	1822875	220	11.62
4	SPT-THR 1,5/ 4-H-3,81 P26	1822888	170	15.43
5	SPT-THR 1,5/ 5-H-3,81 P26	1822891	130	19.24
6	SPT-THR 1,5/ 6-H-3,81 P26	1822901	110	23.05
7	SPT-THR 1,5/ 7-H-3,81 P26	1822914	80	24.86
8	SPT-THR 1,5/ 8-H-3,81 P26	1822927	80	30.67
9	SPT-THR 1,5/ 9-H-3,81 P26	1822930	60	34.48
10	SPT-THR 1,5/10-H-3,81 P26	1822943	60	38.29
11	SPT-THR 1,5/11-H-3,81 P26	1822956	60	42.1
12	SPT-THR 1,5/12-H-3,81 P26	1822969	40	45.91



Technical data

Connection capacity				
Solid / stranded	[mm ²]	0.2 - 1.5 / 0.2 - 1.5		
Stranded with ferrules without plastic sleeve	[mm ²]	0.2 - 1.5		
Stranded with ferrules with plastic sleeve	[mm ²]	0.2 - 0.75		
2 conductors with same cross section solid / stranded	[mm ²]	- / -		
2 conductors with same cross section, stranded, with ferrule without plastic sleeve	[mm ²]	-		
2 conductors with same cross section, stranded, with TWIN ferrules with plastic sleeve	[mm ²]	-		
Conductor cross section AWG/kcmil		24 - 16		
Stripping length	[mm]	8		
Tightening torque	[Nm]	-		
Electrical parameters				
Rated current / conductor cross section	[A] / [mm ²]	13.5 / 1.5		
Surge voltage category/degree of pollution		III/3	III / 2	II / 2
Rated insulation voltage	[V]	160	160	320
Rated surge voltage	[kV]	2.5	2.5	2.5
Approval data (UL/CUL)				
Use Group		B	C	D
Nominal voltage/current	[V] / [A]	300 / 10	-	300 / 10
AWG		24-16	-	24-16
General data				
Type of insulation material / insulation material group		LCP / IIIa		
Inflammability class in acc. with UL 94		V0		

Printed circuit board terminal, Push-in spring connection, Pitch: 3.81 mm

SPT 1,5/...-H-THR, Linear double pinning

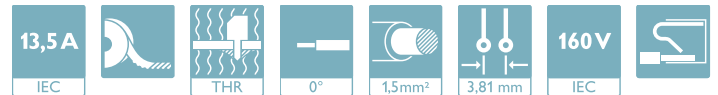


Dimensions	[mm]
Solder pin length	2
Length l	13.6
Height h	7.7



Ordering data

No. of pos.	Type	Order No.	Pcs./ Pkt.	Width w [mm]
2	SPT-THR 1,5/ 2-H-3,81 P20 R24	1823748	250	7.81
3	SPT-THR 1,5/ 3-H-3,81 P20 R32	1823751	250	11.62
4	SPT-THR 1,5/ 4-H-3,81 P20 R32	1823764	250	15.43
5	SPT-THR 1,5/ 5-H-3,81 P20 R32	1823777	250	19.24
6	SPT-THR 1,5/ 6-H-3,81 P20 R44	1823780	250	23.05
7	SPT-THR 1,5/ 7-H-3,81 P20 R44	1823793	250	26.86
8	SPT-THR 1,5/ 8-H-3,81 P20 R44	1823803	250	30.67
9	SPT-THR 1,5/ 9-H-3,81 P20 R72	1823816	250	34.48
10	SPT-THR 1,5/10-H-3,81 P20 R72	1823829	250	38.29
11	SPT-THR 1,5/11-H-3,81 P20 R72	1823832	250	42.1
12	SPT-THR 1,5/12-H-3,81 P20 R72	1823845	250	45.91



Technical data

Connection capacity				
Solid / stranded	[mm ²]	0.2 - 1.5 / 0.2 - 1.5		
Stranded with ferrules without plastic sleeve	[mm ²]	0.2 - 1.5		
Stranded with ferrules with plastic sleeve	[mm ²]	0.2 - 0.75		
2 conductors with same cross section solid / stranded	[mm ²]	- / -		
2 conductors with same cross section, stranded, with ferrule without plastic sleeve	[mm ²]	-		
2 conductors with same cross section, stranded, with TWIN ferrules with plastic sleeve	[mm ²]	-		
Conductor cross section AWG/kcmil		24 - 16		
Stripping length	[mm]	8		
Tightening torque	[Nm]	-		
Electrical parameters				
Rated current / conductor cross section	[A] / [mm ²]	13.5 / 1.5		
Surge voltage category/degree of pollution		III/3	III / 2	II / 2
Rated insulation voltage	[V]	160	160	320
Rated surge voltage	[kV]	2.5	2.5	2.5
Approval data (UL/CUL)				
Use Group		B	C	D
Nominal voltage/current	[V] / [A]	300 / 10	-	300 / 10
AWG		24-16	-	24-16
General data				
Type of insulation material / insulation material group		LCP / IIIa		
Inflammability class in acc. with UL 94		V0		

Printed circuit board terminal, Push-in spring connection, Pitch: 3.5 mm

SPT 1,5/...-V-THR, Linear double pinning



Dimensions	[mm]
Solder pin length	2.6
Length l	7.7
Height h	13.6



Ordering data

No. of pos.	Type	Order No.	Pcs./ Pkt.	Width w [mm]
2	SPT-THR 1,5/ 2-V-3,5 P26	1822312	540	7.5
3	SPT-THR 1,5/ 3-V-3,5 P26	1822325	350	11
4	SPT-THR 1,5/ 4-V-3,5 P26	1822338	250	14.5
5	SPT-THR 1,5/ 5-V-3,5 P26	1822341	220	18
6	SPT-THR 1,5/ 6-V-3,5 P26	1822354	160	21.5
7	SPT-THR 1,5/ 7-V-3,5 P26	1822367	160	25
8	SPT-THR 1,5/ 8-V-3,5 P26	1822370	120	28.5
9	SPT-THR 1,5/ 9-V-3,5 P26	1822383	120	32
10	SPT-THR 1,5/10-V-3,5 P26	1822396	90	35.5
11	SPT-THR 1,5/11-V-3,5 P26	1822406	90	39
12	SPT-THR 1,5/12-V-3,5 P26	1822419	90	42.5

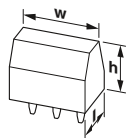


Technical data

Connection capacity	
Solid / stranded	[mm ²] 0.2 - 1.5 / 0.2 - 1.5
Stranded with ferrules without plastic sleeve	[mm ²] 0.2 - 1.5
Stranded with ferrules with plastic sleeve	[mm ²] 0.2 - 0.75
2 conductors with same cross section solid / stranded	[mm ²] - / -
2 conductors with same cross section, stranded, with ferrule without plastic sleeve	[mm ²] -
2 conductors with same cross section, stranded, with TWIN ferrules with plastic sleeve	[mm ²] -
Conductor cross section AWG/kcmil	24 - 16
Stripping length	[mm] 8
Tightening torque	[Nm] -
Electrical parameters	
Rated current / conductor cross section	[A] / [mm ²] 13.5 / 1.5
Surge voltage category/degree of pollution	III/3 III / 2 II / 2
Rated insulation voltage	[V] 160 160 320
Rated surge voltage	[kV] 2.5 2.5 2.5
Approval data (UL/CUL)	
Use Group	B C D
Nominal voltage/current	[V] / [A] 300 / 10 - 300 / 10
AWG	24-16 - 24-16
General data	
Type of insulation material / insulation material group	LCP / IIIa
Inflammability class in acc. with UL 94	V0

Printed circuit board terminal, Push-in spring connection, Pitch: 3.5 mm

SPT 1,5/...-V-THR, Linear double pinning

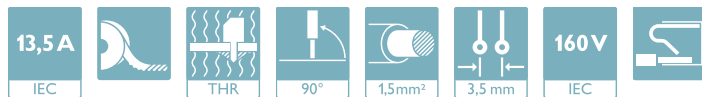


Dimensions	[mm]
Solder pin length	2
Length l	7.7
Height h	13.6



Ordering data

No. of pos.	Type	Order No.	Pcs./ Pkt.	Width w [mm]
2	SPT-THR 1,5/ 2-V-3,5 P20 R24	1823191	200	7.5
3	SPT-THR 1,5/ 3-V-3,5 P20 R24	1823201	200	11
4	SPT-THR 1,5/ 4-V-3,5 P20 R44	1823214	200	14.5
5	SPT-THR 1,5/ 5-V-3,5 P20 R44	1823227	200	18
6	SPT-THR 1,5/ 6-V-3,5 P20 R44	1823230	200	21.5
7	SPT-THR 1,5/ 7-V-3,5 P20 R44	1823243	200	25
8	SPT-THR 1,5/ 8-V-3,5 P20 R72	1823256	200	28.5
9	SPT-THR 1,5/ 9-V-3,5 P20 R72	1823269	200	32
10	SPT-THR 1,5/10-V-3,5 P20 R72	1823272	200	35.5
11	SPT-THR 1,5/11-V-3,5 P20 R72	1823285	200	39
12	SPT-THR 1,5/12-V-3,5 P20 R72	1823298	200	42.5



Technical data

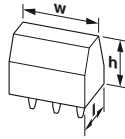
Connection capacity	
Solid / stranded	[mm ²] 0.2 - 1.5 / 0.2 - 1.5
Stranded with ferrules without plastic sleeve	[mm ²] 0.2 - 1.5
Stranded with ferrules with plastic sleeve	[mm ²] 0.2 - 0.75
2 conductors with same cross section solid / stranded	[mm ²] - / -
2 conductors with same cross section, stranded, with ferrule without plastic sleeve	[mm ²] -
2 conductors with same cross section, stranded, with TWIN ferrules with plastic sleeve	[mm ²] -
Conductor cross section AWG/kcmil	24 - 16
Stripping length	[mm] 8
Tightening torque	[Nm] -
Electrical parameters	
Rated current / conductor cross section	[A] / [mm ²] 13.5 / 1.5
Surge voltage category/degree of pollution	III/3 III / 2 II / 2
Rated insulation voltage	[V] 160 160 320
Rated surge voltage	[kV] 2.5 2.5 2.5
Approval data (UL/CUL)	
Use Group	B C D
Nominal voltage/current	[V] / [A] 300 / 10 - 300 / 10
AWG	24-16 - 24-16
General data	
Type of insulation material / insulation material group	LCP / IIIa
Inflammability class in acc. with UL 94	V0

PCB terminal blocks

Conductor cross section up to 1.5 mm² (AWG 16)

Printed circuit board terminal, Push-in spring connection, Pitch: 3.81 mm

SPT 1,5/...-V-THR, Linear double pinning



Dimensions	[mm]
Solder pin length	2.6
Length l	7.7
Height h	13.6



Ordering data

No. of pos.	Type	Order No.	Pcs./ Pkt.	Width w [mm]
2	SPT-THR 1,5/ 2-V-3,81 P26	1822422	510	7.81
3	SPT-THR 1,5/ 3-V-3,81 P26	1822435	350	11.62
4	SPT-THR 1,5/ 4-V-3,81 P26	1822448	250	15.43
5	SPT-THR 1,5/ 5-V-3,81 P26	1822451	190	19.24
6	SPT-THR 1,5/ 6-V-3,81 P26	1822464	160	23.05
7	SPT-THR 1,5/ 7-V-3,81 P26	1822477	120	26.86
8	SPT-THR 1,5/ 8-V-3,81 P26	1822480	120	30.67
9	SPT-THR 1,5/ 9-V-3,81 P26	1822493	90	34.48
10	SPT-THR 1,5/10-V-3,81 P26	1822503	90	38.29
11	SPT-THR 1,5/11-V-3,81 P26	1822516	90	42.1
12	SPT-THR 1,5/12-V-3,81 P26	1822529	60	45.91

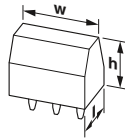


Technical data

Connection capacity				
Solid / stranded	[mm ²]	0.2 - 1.5 / 0.2 - 1.5		
Stranded with ferrules without plastic sleeve	[mm ²]	0.2 - 1.5		
Stranded with ferrules with plastic sleeve	[mm ²]	0.2 - 0.75		
2 conductors with same cross section solid / stranded	[mm ²]	- / -		
2 conductors with same cross section, stranded, with ferrule without plastic sleeve	[mm ²]	-		
2 conductors with same cross section, stranded, with TWIN ferrules with plastic sleeve	[mm ²]	-		
Conductor cross section AWG/kcmil		24 - 16		
Stripping length	[mm]	8		
Tightening torque	[Nm]	-		
Electrical parameters				
Rated current / conductor cross section	[A] / [mm ²]	13.5 / 1.5		
Surge voltage category/degree of pollution		III/3	III / 2	II / 2
Rated insulation voltage	[V]	160	160	320
Rated surge voltage	[kV]	2.5	2.5	2.5
Approval data (UL/CUL)				
Use Group		B	C	D
Nominal voltage/current	[V] / [A]	300 / 10	-	300 / 10
AWG		24-16	-	24-16
General data				
Type of insulation material / insulation material group		LCP / IIIa		
Inflammability class in acc. with UL 94		V0		

Printed circuit board terminal, Push-in spring connection, Pitch: 3.81 mm

SPT 1,5/...-V-THR, Linear double pinning

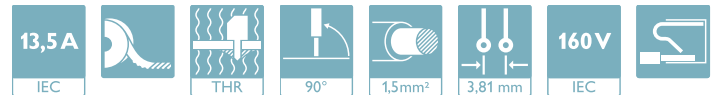


Dimensions	[mm]
Solder pin length	2
Length l	7.7
Height h	13.6



Ordering data

No. of pos.	Type	Order No.	Pcs./ Pkt.	Width w [mm]
2	SPT-THR 1,5/ 2-V-3,81 P20 R24	1823308	200	7.81
3	SPT-THR 1,5/ 3-V-3,81 P20 R24	1823311	200	11.62
4	SPT-THR 1,5/ 4-V-3,81 P20 R44	1823324	200	15.43
5	SPT-THR 1,5/ 5-V-3,81 P20 R44	1823337	200	19.24
6	SPT-THR 1,5/ 6-V-3,81 P20 R44	1823340	200	23.05
7	SPT-THR 1,5/ 7-V-3,81 P20 R44	1823353	200	26.86
8	SPT-THR 1,5/ 8-V-3,81 P20 R72	1823366	200	30.67
9	SPT-THR 1,5/ 9-V-3,81 P20 R72	1823379	200	34.48
10	SPT-THR 1,5/10-V-3,81 P20 R72	1823382	200	38.29

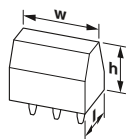


Technical data

Connection capacity				
Solid / stranded	[mm ²]	0.2 - 1.5 / 0.2 - 1.5		
Stranded with ferrules without plastic sleeve	[mm ²]	0.2 - 1.5		
Stranded with ferrules with plastic sleeve	[mm ²]	0.2 - 0.75		
2 conductors with same cross section solid / stranded	[mm ²]	- / -		
2 conductors with same cross section, stranded, with ferrule without plastic sleeve	[mm ²]	-		
2 conductors with same cross section, stranded, with TWIN ferrules with plastic sleeve	[mm ²]	-		
Conductor cross section AWG/kcmil		24 - 16		
Stripping length	[mm]	8		
Tightening torque	[Nm]	-		
Electrical parameters				
Rated current / conductor cross section	[A] / [mm ²]	13.5 / 1.5		
Surge voltage category/degree of pollution		III/3	III / 2	II / 2
Rated insulation voltage	[V]	160	160	320
Rated surge voltage	[kV]	2.5	2.5	2.5
Approval data (UL/CUL)				
Use Group		B	C	D
Nominal voltage/current	[V] / [A]	300 / 10	-	300 / 10
AWG		24-16	-	24-16
General data				
Type of insulation material / insulation material group		LCP / IIIa		
Inflammability class in acc. with UL 94		V0		

Printed circuit board terminal, Push-in spring connection, Pitch: 3.5 mm

SPT 1,5/..-H-SMD, Linear pad geometry



Dimensions	[mm]
Solder pin length	2
Length l	13.6
Height h	7.7



Ordering data

No. of pos.	Type	Order No.	Pcs./ Pkt.	Width w [mm]
2	SPT-SMD 1,5/ 2-H-3,5 R24	1824527	300	7.5
3	SPT-SMD 1,5/ 3-H-3,5 R24	1824530	300	11
4	SPT-SMD 1,5/ 4-H-3,5 R44	1824543	300	14.5
5	SPT-SMD 1,5/ 5-H-3,5 R44	1824556	300	18
6	SPT-SMD 1,5/ 6-H-3,5 R44	1824569	300	21.5
7	SPT-SMD 1,5/ 7-H-3,5 R44	1824572	300	25
8	SPT-SMD 1,5/ 8-H-3,5 R72	1824585	300	29.5
9	SPT-SMD 1,5/ 9-H-3,5 R72	1824598	300	32
10	SPT-SMD 1,5/10-H-3,5 R72	1824608	300	35.5
11	SPT-SMD 1,5/11-H-3,5 R72	1824611	300	39
12	SPT-SMD 1,5/12-H-3,5 R72	1824624	300	42.5

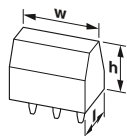


Technical data

Connection capacity				
Solid / stranded	[mm ²]	0.2 - 1.5 / 0.2 - 1.5		
Stranded with ferrules without plastic sleeve	[mm ²]	0.2 - 1.5		
Stranded with ferrules with plastic sleeve	[mm ²]	0.2 - 0.75		
2 conductors with same cross section solid / stranded	[mm ²]	- / -		
2 conductors with same cross section, stranded, with ferrule without plastic sleeve	[mm ²]	-		
2 conductors with same cross section, stranded, with TWIN ferrules with plastic sleeve	[mm ²]	-		
Conductor cross section AWG/kcmil		24 - 16		
Stripping length	[mm]	8		
Tightening torque	[Nm]	-		
Electrical parameters				
Rated current / conductor cross section	[A] / [mm ²]	13.5 / 1.5		
Surge voltage category/degree of pollution		III/3	III / 2	II / 2
Rated insulation voltage	[V]	160	160	320
Rated surge voltage	[kV]	2.5	2.5	2.5
Approval data (UL/CUL)				
Use Group		B	C	D
Nominal voltage/current	[V] / [A]	300 / 10	-	300 / 10
AWG		24-16	-	24-16
General data				
Type of insulation material / insulation material group		LCP / IIIa		
Inflammability class in acc. with UL 94		V0		

Printed circuit board terminal, Push-in spring connection, Pitch: 3.81 mm

SPT 1,5/..-H-SMD, Linear pad geometry



Dimensions	[mm]
Solder pin length	-
Length l	13.6
Height h	7.7



Ordering data

No. of pos.	Type	Order No.	Pcs./ Pkt.	Width w [mm]
2	SPT-SMD 1,5/ 2-H-3,81 R24	1824637	300	7.81
3	SPT-SMD 1,5/ 3-H-3,81 R24	1824640	300	11.62
4	SPT-SMD 1,5/ 4-H-3,81 R44	1824653	300	15.43
5	SPT-SMD 1,5/ 5-H-3,81 R44	1824666	300	19.24
6	SPT-SMD 1,5/ 6-H-3,81 R44	1824679	300	23.05
7	SPT-SMD 1,5/ 7-H-3,81 R44	1824682	300	26.86
8	SPT-SMD 1,5/ 8-H-3,81 R72	1824695	300	30.67
9	SPT-SMD 1,5/ 9-H-3,81 R72	1824705	300	34.48
10	SPT-SMD 1,5/10-H-3,81 R72	1824718	300	38.29
11	SPT-SMD 1,5/11-H-3,81 R72	1824721	300	42.1
12	SPT-SMD 1,5/12-H-3,81 R72	1824734	300	45.91



Technical data

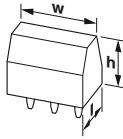
Connection capacity				
Solid / stranded	[mm ²]	0.2 - 1.5 / 0.2 - 1.5		
Stranded with ferrules without plastic sleeve	[mm ²]	0.2 - 1.5		
Stranded with ferrules with plastic sleeve	[mm ²]	0.2 - 0.75		
2 conductors with same cross section solid / stranded	[mm ²]	- / -		
2 conductors with same cross section, stranded, with ferrule without plastic sleeve	[mm ²]	-		
2 conductors with same cross section, stranded, with TWIN ferrules with plastic sleeve	[mm ²]	-		
Conductor cross section AWG/kcmil		24 - 16		
Stripping length	[mm]	8		
Tightening torque	[Nm]	-		
Electrical parameters				
Rated current / conductor cross section	[A] / [mm ²]	13.5 / 1.5		
Surge voltage category/degree of pollution		III/3	III / 2	II / 2
Rated insulation voltage	[V]	160	160	320
Rated surge voltage	[kV]	2.5	2.5	2.5
Approval data (UL/CUL)				
Use Group		B	C	D
Nominal voltage/current	[V] / [A]	300 / 10	-	300 / 10
AWG		24-16	-	24-16
General data				
Type of insulation material / insulation material group		LCP / IIIa		
Inflammability class in acc. with UL 94		V0		

PCB terminal blocks

Conductor cross section up to 1.5 mm² (AWG 16)

Printed circuit board terminal, Push-in spring connection, Pitch: 3.5 mm

SPT 1,5/...-V-SMD, Linear pad geometry



Dimensions	[mm]
Solder pin length	-
Length l	7.7
Height h	13.6



Ordering data

No. of pos.	Type	Order No.	Pcs./ Pkt.	Width w [mm]
2	SPT-SMD 1,5/ 2-V-3,5 R24	1824080	200	7.5
3	SPT-SMD 1,5/ 3-V-3,5 R32	1824093	200	11
4	SPT-SMD 1,5/ 4-V-3,5 R44	1824103	200	14.5
5	SPT-SMD 1,5/ 5-V-3,5 R44	1824116	200	18
6	SPT-SMD 1,5/ 6-V-3,5 R44	1824129	200	21.5
7	SPT-SMD 1,5/ 7-V-3,5 R44	1824132	200	25
8	SPT-SMD 1,5/ 8-V-3,5 R72	1824145	200	28.5
9	SPT-SMD 1,5/ 9-V-3,5 R72	1824158	200	32
10	SPT-SMD 1,5/10-V-3,5 R72	1824161	200	35.5
11	SPT-SMD 1,5/11-V-3,5 R72	1824174	200	39
12	SPT-SMD 1,5/12-V-3,5 R72	1824187	200	42.5

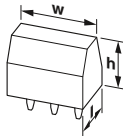


Technical data

Connection capacity				
Solid / stranded	[mm ²]	0.2 - 1.5 / 0.2 - 1.5		
Stranded with ferrules without plastic sleeve	[mm ²]	0.2 - 1.5		
Stranded with ferrules with plastic sleeve	[mm ²]	0.2 - 0.75		
2 conductors with same cross section solid / stranded	[mm ²]	- / -		
2 conductors with same cross section, stranded, with ferrule without plastic sleeve	[mm ²]	-		
2 conductors with same cross section, stranded, with TWIN ferrules with plastic sleeve	[mm ²]	-		
Conductor cross section AWG/kcmil		24 - 16		
Stripping length	[mm]	8		
Tightening torque	[Nm]	-		
Electrical parameters				
Rated current / conductor cross section	[A] / [mm ²]	13.5 / 1.5		
Surge voltage category/degree of pollution		III/3	III / 2	II / 2
Rated insulation voltage	[V]	160	160	320
Rated surge voltage	[kV]	2.5	2.5	2.5
Approval data (UL/CUL)				
Use Group		B	C	D
Nominal voltage/current	[V] / [A]	300 / 10	-	300 / 10
AWG		24-16	-	24-16
General data				
Type of insulation material / insulation material group		LCP / IIIa		
Inflammability class in acc. with UL 94		V0		

Printed circuit board terminal, Push-in spring connection, Pitch: 3.81 mm

SPT 1,5/...-V-SMD, Linear pad geometry



Dimensions	[mm]
Solder pin length	-
Length l	7.7
Height h	13.6



Ordering data

No. of pos.	Type	Order No.	Pcs./ Pkt.	Width w [mm]
2	SPT-SMD 1,5/ 2-V-3,81 R24	1824190	200	7.81
3	SPT-SMD 1,5/ 3-V-3,81 R32	1824200	200	11.62
4	SPT-SMD 1,5/ 4-V-3,81 R44	1824213	200	15.43
5	SPT-SMD 1,5/ 5-V-3,81 R44	1824226	200	19.24
6	SPT-SMD 1,5/ 6-V-3,81 R44	1824239	200	23.05
7	SPT-SMD 1,5/ 7-V-3,81 R44	1824242	200	26.86
8	SPT-SMD 1,5/ 8-V-3,81 R72	1824255	200	30.67
9	SPT-SMD 1,5/ 9-V-3,81 R72	1824268	200	34.48
10	SPT-SMD 1,5/10-V-3,81 R72	1824271	200	38.29
11	SPT-SMD 1,5/11-V-3,81 R72	1824284	200	42.1
12	SPT-SMD 1,5/12-V-3,81 R72	1824297	200	45.91



Technical data

Connection capacity				
Solid / stranded	[mm ²]	0.2 - 1.5 / 0.2 - 1.5		
Stranded with ferrules without plastic sleeve	[mm ²]	0.2 - 1.5		
Stranded with ferrules with plastic sleeve	[mm ²]	0.2 - 0.75		
2 conductors with same cross section solid / stranded	[mm ²]	- / -		
2 conductors with same cross section, stranded, with ferrule without plastic sleeve	[mm ²]	-		
2 conductors with same cross section, stranded, with TWIN ferrules with plastic sleeve	[mm ²]	-		
Conductor cross section AWG/kcmil		24 - 16		
Stripping length	[mm]	8		
Tightening torque	[Nm]	-		
Electrical parameters				
Rated current / conductor cross section	[A] / [mm ²]	13.5 / 1.5		
Surge voltage category/degree of pollution		III/3	III / 2	II / 2
Rated insulation voltage	[V]	160	160	320
Rated surge voltage	[kV]	2.5	2.5	2.5
Approval data (UL/CUL)				
Use Group		B	C	D
Nominal voltage/current	[V] / [A]	300 / 10	-	300 / 10
AWG		24-16	-	24-16
General data				
Type of insulation material / insulation material group		LCP / IIIa		
Inflammability class in acc. with UL 94		V0		

Printed circuit board terminal, Push-in spring connection, Pitch: 3.5 mm

SPTAF 1/...-IL, Linear pinning



Dimensions	[mm]
Solder pin length	2.6
Length l	11
Height h	8



Ordering data

No. of pos.	Type	Order No.	Pcs./ Pkt.	Width w [mm]
2	SPTAF 1/ 2-3,5-IL	1861933	210	8.5
3	SPTAF 1/ 3-3,5-IL	1861946	150	12
4	SPTAF 1/ 4-3,5-IL	1861959	110	15.5
5	SPTAF 1/ 5-3,5-IL	1861962	95	19
6	SPTAF 1/ 6-3,5-IL	1861975	80	22.5
7	SPTAF 1/ 7-3,5-IL	1861988	70	26
8	SPTAF 1/ 8-3,5-IL	1861991	55	29.5
9	SPTAF 1/ 9-3,5-IL	1862000	55	33
10	SPTAF 1/10-3,5-IL	1862013	80	36.5
11	SPTAF 1/11-3,5-IL	1862026	80	40
12	SPTAF 1/12-3,5-IL	1862039	80	43.5
13	SPTAF 1/13-3,5-IL	1862194	50	47
14	SPTAF 1/14-3,5-IL	1862204	50	50.5
15	SPTAF 1/15-3,5-IL	1862217	50	54
16	SPTAF 1/16-3,5-IL	1862220	50	57.5

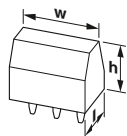



Technical data

Connection capacity				
Solid / stranded	[mm ²]	0.2 - 1.5 / 0.2 - 1.5		
Stranded with ferrules without plastic sleeve	[mm ²]	0.25 - 0.75		
Stranded with ferrules with plastic sleeve	[mm ²]	0.25 - 0.75		
2 conductors with same cross section solid / stranded	[mm ²]	- / -		
2 conductors with same cross section, stranded, with ferrule without plastic sleeve	[mm ²]	-		
2 conductors with same cross section, stranded, with TWIN ferrules with plastic sleeve	[mm ²]	-		
Conductor cross section AWG/kcmil		24 - 16		
Stripping length	[mm]	8		
Tightening torque	[Nm]	-		
Electrical parameters				
Rated current / conductor cross section	[A] / [mm ²]	16 / 1.5		
Surge voltage category/degree of pollution		III/3	III / 2	II / 2
Rated insulation voltage	[V]	160	160	320
Rated surge voltage	[kV]	2.5	2.5	2.5
Approval data (UL/CUL)				
Use Group		B	C	D
Nominal voltage/current	[V] / [A]	300 / 8	-	300 / 8
AWG		24-16	-	24-16
General data				
Type of insulation material / insulation material group		PA / I		
Inflammability class in acc. with UL 94		V0		

Printed circuit board terminal, Push-in spring connection, Pitch: 3.5 mm

SPTAF 1/...-EL, Linear pinning



Dimensions	[mm]
Solder pin length	2.6
Length l	11
Height h	10.2



Ordering data

No. of pos.	Type	Order No.	Pcs./ Pkt.	Width w [mm]
2	SPTAF 1/ 2-3,5-EL	1862042	195	8.5
3	SPTAF 1/ 3-3,5-EL	1862055	140	12
4	SPTAF 1/ 4-3,5-EL	1862068	100	15.5
5	SPTAF 1/ 5-3,5-EL	1862071	90	19
6	SPTAF 1/ 6-3,5-EL	1862084	65	22.5
7	SPTAF 1/ 7-3,5-EL	1862097	65	26
8	SPTAF 1/ 8-3,5-EL	1862107	50	29.5
9	SPTAF 1/ 9-3,5-EL	1862110	50	33
10	SPTAF 1/10-3,5-EL	1862123	70	36.5
11	SPTAF 1/11-3,5-EL	1862136	70	40
12	SPTAF 1/12-3,5-EL	1862149	70	43.5
13	SPTAF 1/13-3,5-EL	1862233	50	47
14	SPTAF 1/14-3,5-EL	1862246	50	50.5
15	SPTAF 1/15-3,5-EL	1862259	50	54
16	SPTAF 1/16-3,5-EL	1862262	50	57.5



Technical data

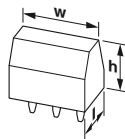

Connection capacity				
Solid / stranded	[mm ²]	0.2 - 1.5 / 0.2 - 1.5		
Stranded with ferrules without plastic sleeve	[mm ²]	0.25 - 0.75		
Stranded with ferrules with plastic sleeve	[mm ²]	0.25 - 0.75		
2 conductors with same cross section solid / stranded	[mm ²]	- / -		
2 conductors with same cross section, stranded, with ferrule without plastic sleeve	[mm ²]	-		
2 conductors with same cross section, stranded, with TWIN ferrules with plastic sleeve	[mm ²]	-		
Conductor cross section AWG/kcmil		24 - 16		
Stripping length	[mm]	8		
Tightening torque	[Nm]	-		
Electrical parameters				
Rated current / conductor cross section	[A] / [mm ²]	16 / 1.5		
Surge voltage category/degree of pollution		III/3	III / 2	II / 2
Rated insulation voltage	[V]	160	160	320
Rated surge voltage	[kV]	2.5	2.5	2.5
Approval data (UL/CUL)				
Use Group		B	C	D
Nominal voltage/current	[V] / [A]	300 / 8	-	300 / 8
AWG		24-16	-	24-16
General data				
Type of insulation material / insulation material group		PA / I		
Inflammability class in acc. with UL 94		V0		

PCB terminal blocks

Conductor cross section up to 1.5 mm² (AWG 16)

Printed circuit board terminal, Push-in spring connection, Pitch: 3.5 mm

SPTAF 1/..-LL, Linear double pinning



Dimensions	[mm]
Solder pin length	2.6
Length l	11
Height h	10.9



Ordering data

No. of pos.	Type	Order No.	Pcs./ Pkt.	Width w [mm]
2	SPTAF 1/ 2-3,5-LL	1864286	195	8.5
3	SPTAF 1/ 3-3,5-LL	1864299	140	12
4	SPTAF 1/ 4-3,5-LL	1864309	100	15.5
5	SPTAF 1/ 5-3,5-LL	1864312	90	19
6	SPTAF 1/ 6-3,5-LL	1864325	65	22.5
7	SPTAF 1/ 7-3,5-LL	1864338	65	26
8	SPTAF 1/ 8-3,5-LL	1864341	50	29.5
9	SPTAF 1/ 9-3,5-LL	1864354	50	33
10	SPTAF 1/10-3,5-LL	1864367	70	36.5
11	SPTAF 1/11-3,5-LL	1864370	70	40
12	SPTAF 1/12-3,5-LL	1864383	70	43.5
13	SPTAF 1/13-3,5-LL	1864396	50	47
14	SPTAF 1/14-3,5-LL	1864406	50	50.5
15	SPTAF 1/15-3,5-LL	1864419	50	54
16	SPTAF 1/16-3,5-LL	1864422	50	57.5

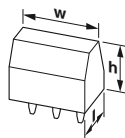


Technical data

Connection capacity			
Solid / stranded	[mm ²]	0.2 - 0.75 / 0.2 - 1	
Stranded with ferrules without plastic sleeve	[mm ²]	0.25 - 0.5	
Stranded with ferrules with plastic sleeve	[mm ²]	0.25 - 0.5	
2 conductors with same cross section solid / stranded	[mm ²]	- / -	
2 conductors with same cross section, stranded, with ferrule without plastic sleeve	[mm ²]	-	
2 conductors with same cross section, stranded, with TWIN ferrules with plastic sleeve	[mm ²]	-	
Conductor cross section AWG/kcmil		24 - 18	
Stripping length	[mm]	8	
Tightening torque	[Nm]	-	
Electrical parameters			
Rated current / conductor cross section	[A] / [mm ²]	13.5 / 0.75	
Surge voltage category/degree of pollution		III/3	III / 2 II / 2
Rated insulation voltage	[V]	160	160 320
Rated surge voltage	[kV]	2.5	2.5 2.5
Approval data (UL/CUL)			
Use Group		B	C D
Nominal voltage/current	[V] / [A]	300 / 8	- 300 / 8
AWG		24-18	- 24-18
General data			
Type of insulation material / insulation material group		PA / I	
Inflammability class in acc. with UL 94		V0	

Printed circuit board terminal, Push-in spring connection, Pitch: 3.5 mm

SPTA 1/, Linear double pinning



Dimensions	[mm]
Solder pin length	3.5
Length l	10
Height h	12.4



Ordering data

No. of pos.	Type	Order No.	Pcs./ Pkt.	Width w [mm]
2	SPTA 1/ 2-3,5	1752104	100	7.6
3	SPTA 1/ 3-3,5	1752117	100	11.1
4	SPTA 1/ 4-3,5	1752120	50	14.6
5	SPTA 1/ 5-3,5	1752133	50	18.1
6	SPTA 1/ 6-3,5	1752146	50	21.6
7	SPTA 1/ 7-3,5	1752159	50	25.1
8	SPTA 1/ 8-3,5	1752162	50	28.6
9	SPTA 1/ 9-3,5	1752175	50	32.1
10	SPTA 1/10-3,5	1752188	50	35.6
11	SPTA 1/11-3,5	1752191	50	39.1
12	SPTA 1/12-3,5	1752201	50	42.6




Technical data

Connection capacity			
Solid / stranded	[mm ²]	0.2 - 1.5 / 0.2 - 1	
Stranded with ferrules without plastic sleeve	[mm ²]	0.25 - 0.75	
Stranded with ferrules with plastic sleeve	[mm ²]	0.25 - 0.75	
2 conductors with same cross section solid / stranded	[mm ²]	- / -	
2 conductors with same cross section, stranded, with ferrule without plastic sleeve	[mm ²]	-	
2 conductors with same cross section, stranded, with TWIN ferrules with plastic sleeve	[mm ²]	-	
Conductor cross section AWG/kcmil		24 - 16	
Stripping length	[mm]	8	
Tightening torque	[Nm]	-	
Electrical parameters			
Rated current / conductor cross section	[A] / [mm ²]	9 / 1.5	
Surge voltage category/degree of pollution		III/3	III / 2 II / 2
Rated insulation voltage	[V]	160	200 400
Rated surge voltage	[kV]	2.5	2.5 2.5
Approval data (UL/CUL)			
Use Group		B	C D
Nominal voltage/current	[V] / [A]	150 / 10	- 300 / 10
AWG		26-16	- 26-16
General data			
Type of insulation material / insulation material group		PA / I	
Inflammability class in acc. with UL 94		V0	

Printed circuit board terminal, Push-in spring connection, Pitch: 3.81 mm

SPTA 1,5/, Linear double pinning



Dimensions	[mm]
Solder pin length	3.4
Length l	12
Height h	12



Ordering data

No. of pos.	Type	Order No.	Pcs./ Pkt.	Width w [mm]
2	SPTA 1,5/ 2-3,81	1751477	100	9.12
3	SPTA 1,5/ 3-3,81	1751480	100	12.93
4	SPTA 1,5/ 4-3,81	1751493	50	16.74
5	SPTA 1,5/ 5-3,81	1751503	50	20.55
6	SPTA 1,5/ 6-3,81	1751516	50	24.36
7	SPTA 1,5/ 7-3,81	1743184	50	28.17
8	SPTA 1,5/ 8-3,81	1751529	50	31.98
9	SPTA 1,5/ 9-3,81	1751532	50	35.79
10	SPTA 1,5/ 10-3,81	1751545	50	39.6
11	SPTA 1,5/ 11-3,81	1743197	50	43.41
12	SPTA 1,5/ 12-3,81	1751558	50	47.22

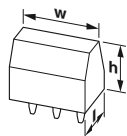


Technical data

Connection capacity				
Solid / stranded	[mm ²]	0.2 - 1.5 / 0.2 - 1.5		
Stranded with ferrules without plastic sleeve	[mm ²]	0.25 - 1.5		
Stranded with ferrules with plastic sleeve	[mm ²]	0.25 - 1.5		
2 conductors with same cross section solid / stranded	[mm ²]	- / -		
2 conductors with same cross section, stranded, with ferrule without plastic sleeve	[mm ²]	-		
2 conductors with same cross section, stranded, with TWIN ferrules with plastic sleeve	[mm ²]	-		
Conductor cross section AWG/kcmil		24 - 16		
Stripping length	[mm]	10		
Tightening torque	[Nm]	-		
Electrical parameters				
Rated current / conductor cross section	[A] / [mm ²]	9 / 1.5		
Surge voltage category/degree of pollution		III/3	III / 2	II / 2
Rated insulation voltage	[V]	160	160	320
Rated surge voltage	[kV]	2.5	2.5	2.5
Approval data (UL/CUL)				
Use Group		B	C	D
Nominal voltage/current	[V] / [A]	300 / 10	-	-
AWG		26-16	-	-
General data				
Type of insulation material / insulation material group		PA / I		
Inflammability class in acc. with UL 94		V0		

Printed circuit board terminal, Push-in spring connection, Pitch: 3.5 mm

SPTD 1,5, Linear pinning



Dimensions	[mm]
Solder pin length	3.5
Length l	18
Height h	24.2



Ordering data

No. of pos.	Type	Order No.	Pcs./ Pkt.	Width w [mm]
2	SPTD 1,5/ 2-H-3,5	1841490	100	12
3	SPTD 1,5/ 3-H-3,5	1841500	100	15.5
4	SPTD 1,5/ 4-H-3,5	1841513	50	19
5	SPTD 1,5/ 5-H-3,5	1841526	50	22.5
6	SPTD 1,5/ 6-H-3,5	1841539	50	26
7	SPTD 1,5/ 7-H-3,5	1841542	25	29.5
8	SPTD 1,5/ 8-H-3,5	1841555	25	33
9	SPTD 1,5/ 9-H-3,5	1841568	25	36.5
10	SPTD 1,5/ 10-H-3,5	1841571	25	40
11	SPTD 1,5/ 11-H-3,5	1841584	25	43.5
12	SPTD 1,5/ 12-H-3,5	1841597	25	47



Technical data

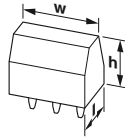

Connection capacity				
Solid / stranded	[mm ²]	0.14 - 1.5 / 0.14 - 1.5		
Stranded with ferrules without plastic sleeve	[mm ²]	0.2 - 1.5		
Stranded with ferrules with plastic sleeve	[mm ²]	0.2 - 0.75		
2 conductors with same cross section solid / stranded	[mm ²]	- / -		
2 conductors with same cross section, stranded, with ferrule without plastic sleeve	[mm ²]	-		
2 conductors with same cross section, stranded, with TWIN ferrules with plastic sleeve	[mm ²]	-		
Conductor cross section AWG/kcmil		26 - 16		
Stripping length	[mm]	8		
Tightening torque	[Nm]	-		
Electrical parameters				
Rated current / conductor cross section	[A] / [mm ²]	10 / 1.5		
Surge voltage category/degree of pollution		III/3	III / 2	II / 2
Rated insulation voltage	[V]	160	200	400
Rated surge voltage	[kV]	2.5	2.5	2.5
Approval data (UL/CUL)				
Use Group		B	C	D
Nominal voltage/current	[V] / [A]	150 / 10	-	-
AWG		26-14	-	-
General data				
Type of insulation material / insulation material group		PA / I		
Inflammability class in acc. with UL 94		V0		

PCB terminal blocks

Conductor cross section up to 1.5 mm² (AWG 16)

Printed circuit board terminal, Push-in spring connection, Pitch: 3.5 mm

SPT 1,5/...-H, Linear double pinning



Dimensions	[mm]
Solder pin length	2.5
Length l	14.4
Height h	13.5



Ordering data

No. of pos.	Type	Order No.	Pcs./ Pkt.	Width w [mm]
2	SPT 1,5/ 2-H-3,5	1990737	100	8.4
2	SPT 1,5/ 2-H-3,5	1990737	100	8.4
3	SPT 1,5/ 3-H-3,5	1990740	100	11.9
4	SPT 1,5/ 4-H-3,5	1990753	100	15.4
5	SPT 1,5/ 5-H-3,5	1990766	100	18.9
6	SPT 1,5/ 6-H-3,5	1990779	100	22.4
7	SPT 1,5/ 7-H-3,5	1990782	50	25.9
8	SPT 1,5/ 8-H-3,5	1990795	50	29.4
9	SPT 1,5/ 9-H-3,5	1990805	50	32.9
10	SPT 1,5/10-H-3,5	1990818	50	36.4
11	SPT 1,5/11-H-3,5	1990821	50	39.9
12	SPT 1,5/12-H-3,5	1990834	50	43.4

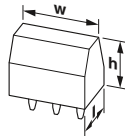



Technical data

Connection capacity			
Solid / stranded	[mm ²]	0.2 - 1.5 / 0.2 - 1.5	
Stranded with ferrules without plastic sleeve	[mm ²]	0.25 - 1.5	
Stranded with ferrules with plastic sleeve	[mm ²]	0.25 - 0.75	
2 conductors with same cross section solid / stranded	[mm ²]	- / -	
2 conductors with same cross section, stranded, with ferrule without plastic sleeve	[mm ²]	-	
2 conductors with same cross section, stranded, with TWIN ferrules with plastic sleeve	[mm ²]	-	
Conductor cross section AWG/kcmil		24 - 16	
Stripping length	[mm]	10	
Tightening torque	[Nm]	-	
Electrical parameters			
Rated current / conductor cross section	[A] / [mm ²]	17.5 / 1.5	
Surge voltage category/degree of pollution		III/3	III / 2
Rated insulation voltage	[V]	160	200
Rated surge voltage	[kV]	2.5	2.5
Approval data (UL/CUL)			
Use Group		B	C
Nominal voltage/current	[V] / [A]	300 / 10	300 / 10
AWG		24-16	24-16
General data			
Type of insulation material / insulation material group		PA / I	
Inflammability class in acc. with UL 94		V0	

Printed circuit board terminal, Push-in spring connection, Pitch: 3.5 mm

SPT 1,5/...-V, Linear double pinning



Dimensions	[mm]
Solder pin length	2.5
Length l	13.5
Height h	14.4



Ordering data

No. of pos.	Type	Order No.	Pcs./ Pkt.	Width w [mm]
2	SPT 1,5/ 2-V-3,5	1990850	100	8.4
3	SPT 1,5/ 3-V-3,5	1990863	100	11.9
4	SPT 1,5/ 4-V-3,5	1990876	100	15.4
5	SPT 1,5/ 5-V-3,5	1990889	100	18.9
6	SPT 1,5/ 6-V-3,5	1990892	100	22.4
7	SPT 1,5/ 7-V-3,5	1990902	50	25.9
8	SPT 1,5/ 8-V-3,5	1990915	50	29.4
9	SPT 1,5/ 9-V-3,5	1990928	50	32.9
10	SPT 1,5/10-V-3,5	1990931	50	36.4
11	SPT 1,5/11-V-3,5	1990944	50	39.9
12	SPT 1,5/12-V-3,5	1990957	50	43.4




Technical data

Connection capacity			
Solid / stranded	[mm ²]	0.2 - 1.5 / 0.2 - 1.5	
Stranded with ferrules without plastic sleeve	[mm ²]	0.25 - 1.5	
Stranded with ferrules with plastic sleeve	[mm ²]	0.25 - 0.75	
2 conductors with same cross section solid / stranded	[mm ²]	- / -	
2 conductors with same cross section, stranded, with ferrule without plastic sleeve	[mm ²]	-	
2 conductors with same cross section, stranded, with TWIN ferrules with plastic sleeve	[mm ²]	-	
Conductor cross section AWG/kcmil		24 - 16	
Stripping length	[mm]	10	
Tightening torque	[Nm]	-	
Electrical parameters			
Rated current / conductor cross section	[A] / [mm ²]	17.5 / 1.5	
Surge voltage category/degree of pollution		III/3	III / 2
Rated insulation voltage	[V]	160	200
Rated surge voltage	[kV]	2.5	2.5
Approval data (UL/CUL)			
Use Group		B	C
Nominal voltage/current	[V] / [A]	300 / 10	300 / 10
AWG		24-16	24-16
General data			
Type of insulation material / insulation material group		PA / I	
Inflammability class in acc. with UL 94		V0	

Printed circuit board terminal, Push-in spring connection, Pitch: 3.81 mm

FFKDS(A) 1,5/..-H, Linear double pinning



Dimensions	[mm]
Solder pin length	3.4
Length l	13.65
Height h	12.7



Ordering data

No. of pos.	Type	Order No.	Pcs./ Pkt.	Width w [mm]
2	FFKDSA1/H-3,81- 2	1869363	50	10.12
2	FFKDSA1/H-3,81- 2	1869363	50	10.12
3	FFKDSA1/H-3,81- 3	1888221	50	13.93
4	FFKDSA1/H-3,81- 4	1700282	50	17.74
5	FFKDSA1/H-3,81- 5	1869871	50	21.55
6	FFKDSA1/H-3,81- 6	1906682	50	25.36
8	FFKDSA1/H-3,81- 8	1992159	50	32.98
10	FFKDSA1/H-3,81-10	1700318	50	40.6

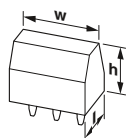



Technical data

Connection capacity				
Solid / stranded	[mm ²]	0.14 - 1 / 0.14 - 1		
Stranded with ferrules without plastic sleeve	[mm ²]	0.25 - 0.34		
Stranded with ferrules with plastic sleeve	[mm ²]	0.25 - 0.34		
2 conductors with same cross section solid / stranded	[mm ²]	- / -		
2 conductors with same cross section, stranded, with ferrule without plastic sleeve	[mm ²]	-		
2 conductors with same cross section, stranded, with TWIN ferrules with plastic sleeve	[mm ²]	-		
Conductor cross section AWG/kcmil		26 - 18		
Stripping length	[mm]	10		
Tightening torque	[Nm]	-		
Electrical parameters				
Rated current / conductor cross section	[A] / [mm ²]	12 / 1		
Surge voltage category/degree of pollution		III/3	III / 2	II / 2
Rated insulation voltage	[V]	160	160	320
Rated surge voltage	[kV]	2.5	2.5	2.5
Approval data (UL/CUL)				
Use Group		B	C	D
Nominal voltage/current	[V] / [A]	300 / 6	-	300 / 6
AWG		26-16	-	26-16
Approval data (CSA)				
Use Group		B	C	D
Nominal voltage/current	[V] / [A]	150 / 10	-	-
AWG		26-18	-	-
General data				
Type of insulation material / insulation material group		PA / I		
Inflammability class in acc. with UL 94		V0		

Printed circuit board terminal, Push-in spring connection, Pitch: 3.81 mm

FFKDS(A) 1,5/..-V, Linear double pinning



Dimensions	[mm]
Solder pin length	3.4
Length l	12.7
Height h	13.7



Ordering data

No. of pos.	Type	Order No.	Pcs./ Pkt.	Width w [mm]
2	FFKDSA1/V-3,81- 2	1890471	50	10.12
3	FFKDSA1/V-3,81- 3	1890484	50	13.93
4	FFKDSA1/V-3,81- 4	1724916	50	17.74
6	FFKDSA1/V-3,81- 6	1870187	50	25.36
8	FFKDSA1/V-3,81- 8	1705252	50	32.98
9	FFKDSA1/V-3,81- 9	1934528	50	36.79
10	FFKDSA1/V-3,81-10	1991794	50	40.6
11	FFKDSA1/V-3,81-11	1991231	50	44.41
12	FFKDSA1/V-3,81-12	1706992	50	48.22
13	FFKDSA1/V-3,81-13	1700392	50	52.03
16	FFKDSA1/V-3,81-16	1700428	50	63.46



Technical data

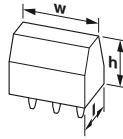
Connection capacity				
Solid / stranded	[mm ²]	0.14 - 1 / 0.14 - 1		
Stranded with ferrules without plastic sleeve	[mm ²]	0.25 - 0.34		
Stranded with ferrules with plastic sleeve	[mm ²]	0.25 - 0.34		
2 conductors with same cross section solid / stranded	[mm ²]	- / -		
2 conductors with same cross section, stranded, with ferrule without plastic sleeve	[mm ²]	-		
2 conductors with same cross section, stranded, with TWIN ferrules with plastic sleeve	[mm ²]	-		
Conductor cross section AWG/kcmil		26 - 18		
Stripping length	[mm]	10		
Tightening torque	[Nm]	-		
Electrical parameters				
Rated current / conductor cross section	[A] / [mm ²]	12 / 1		
Surge voltage category/degree of pollution		III/3	III / 2	II / 2
Rated insulation voltage	[V]	160	160	320
Rated surge voltage	[kV]	2.5	2.5	2.5
Approval data (UL/CUL)				
Use Group		B	C	D
Nominal voltage/current	[V] / [A]	300 / 6	-	300 / 6
AWG		26-16	-	26-16
Approval data (CSA)				
Use Group		B	C	D
Nominal voltage/current	[V] / [A]	150 / 10	-	-
AWG		26-18	-	-
General data				
Type of insulation material / insulation material group		PA / I		
Inflammability class in acc. with UL 94		V0		

PCB terminal blocks

Conductor cross section up to 1.5 mm² (AWG 16)

Printed circuit board terminal, Push-in spring connection, Pitch: 5 mm

SPT 1,5/...-H-THR, Linear double pinning



Dimensions	[mm]
Solder pin length	2.6
Length l	13.6
Height h	7.7



Ordering data

No. of pos.	Type	Order No.	Pcs./ Pkt.	Width w [mm]
2	SPT-THR 1,5/ 2-H-5,0 P26	1822972	300	9
3	SPT-THR 1,5/ 3-H-5,0 P26	1822985	190	14
4	SPT-THR 1,5/ 4-H-5,0 P26	1822998	130	19
5	SPT-THR 1,5/ 5-H-5,0 P26	1823007	110	24
6	SPT-THR 1,5/ 6-H-5,0 P26	1823010	80	29
7	SPT-THR 1,5/ 7-H-5,0 P26	1823023	60	34
8	SPT-THR 1,5/ 8-H-5,0 P26	1823036	60	39
9	SPT-THR 1,5/ 9-H-5,0 P26	1823049	40	44
10	SPT-THR 1,5/10-H-5,0 P26	1823052	40	49
11	SPT-THR 1,5/11-H-5,0 P26	1823065	40	54
12	SPT-THR 1,5/12-H-5,0 P26	1823078	40	59

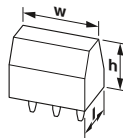


Technical data

Connection capacity				
Solid / stranded	[mm ²]	0.2 - 1.5 / 0.2 - 1.5		
Stranded with ferrules without plastic sleeve	[mm ²]	0.2 - 1.5		
Stranded with ferrules with plastic sleeve	[mm ²]	0.2 - 0.75		
2 conductors with same cross section solid / stranded	[mm ²]	- / -		
2 conductors with same cross section, stranded, with ferrule without plastic sleeve	[mm ²]	-		
2 conductors with same cross section, stranded, with TWIN ferrules with plastic sleeve	[mm ²]	-		
Conductor cross section AWG/kcmil		24 - 16		
Stripping length	[mm]	8		
Tightening torque	[Nm]	-		
Electrical parameters				
Rated current / conductor cross section	[A] / [mm ²]	13.5 / 1.5		
Surge voltage category/degree of pollution		III/3	III / 2	II / 2
Rated insulation voltage	[V]	250	320	500
Rated surge voltage	[kV]	4	4	4
Approval data (UL/CUL)				
Use Group		B	C	D
Nominal voltage/current	[V] / [A]	300 / 10	-	300 / 10
AWG		24-16	-	24-16
General data				
Type of insulation material / insulation material group		LCP / IIIa		
Inflammability class in acc. with UL 94		V0		

Printed circuit board terminal, Push-in spring connection, Pitch: 5 mm

SPT 1,5/...-H-THR, Linear double pinning



Dimensions	[mm]
Solder pin length	2
Length l	13.6
Height h	7.7



Ordering data

No. of pos.	Type	Order No.	Pcs./ Pkt.	Width w [mm]
2	SPT-THR 1,5/ 2-H-5,0 P20 R24	1823858	250	9
3	SPT-THR 1,5/ 3-H-5,0 P20 R32	1823861	250	14
4	SPT-THR 1,5/ 4-H-5,0 P20 R32	1823874	250	19
5	SPT-THR 1,5/ 5-H-5,0 P20 R56	1823887	250	24
6	SPT-THR 1,5/ 6-H-5,0 P20 R56	1823890	250	29
7	SPT-THR 1,5/ 7-H-5,0 P20 R56	1823900	250	34
8	SPT-THR 1,5/ 8-H-5,0 P20 R56	1823913	250	39
9	SPT-THR 1,5/ 9-H-5,0 P20 R88	1823926	250	44
10	SPT-THR 1,5/10-H-5,0 P20 R88	1823939	250	49
11	SPT-THR 1,5/11-H-5,0 P20 R88	1823942	250	54
12	SPT-THR 1,5/12-H-5,0 P20 R88	1823955	250	59

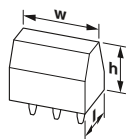


Technical data

Connection capacity				
Solid / stranded	[mm ²]	0.2 - 1.5 / 0.2 - 1.5		
Stranded with ferrules without plastic sleeve	[mm ²]	0.2 - 1.5		
Stranded with ferrules with plastic sleeve	[mm ²]	0.2 - 0.75		
2 conductors with same cross section solid / stranded	[mm ²]	- / -		
2 conductors with same cross section, stranded, with ferrule without plastic sleeve	[mm ²]	-		
2 conductors with same cross section, stranded, with TWIN ferrules with plastic sleeve	[mm ²]	-		
Conductor cross section AWG/kcmil		24 - 16		
Stripping length	[mm]	8		
Tightening torque	[Nm]	-		
Electrical parameters				
Rated current / conductor cross section	[A] / [mm ²]	13.5 / 1.5		
Surge voltage category/degree of pollution		III/3	III / 2	II / 2
Rated insulation voltage	[V]	250	320	500
Rated surge voltage	[kV]	4	4	4
Approval data (UL/CUL)				
Use Group		B	C	D
Nominal voltage/current	[V] / [A]	300 / 10	-	300 / 10
AWG		24-16	-	24-16
General data				
Type of insulation material / insulation material group		LCP / IIIa		
Inflammability class in acc. with UL 94		V0		

Printed circuit board terminal, Push-in spring connection, Pitch: 5.08 mm

SPT 1,5/..-H-THR, Linear double pinning



Dimensions	[mm]
Solder pin length	2.6
Length l	13.6
Height h	7.7



Ordering data

No. of pos.	Type	Order No.	Pcs./ Pkt.	Width w [mm]
2	SPT-THR 1,5/ 2-H-5,08 P26	1823081	280	9.08
3	SPT-THR 1,5/ 3-H-5,08 P26	1823094	170	14.16
4	SPT-THR 1,5/ 4-H-5,08 P26	1823104	130	19.24
5	SPT-THR 1,5/ 5-H-5,08 P26	1823117	110	34.32
6	SPT-THR 1,5/ 6-H-5,08 P26	1823120	80	29.4
7	SPT-THR 1,5/ 7-H-5,08 P26	1823133	60	34.48
8	SPT-THR 1,5/ 8-H-5,08 P26	1823146	60	39.56
9	SPT-THR 1,5/ 9-H-5,08 P26	1823159	40	44.64
10	SPT-THR 1,5/10-H-5,08 P26	1823162	40	49.72
11	SPT-THR 1,5/11-H-5,08 P26	1823175	40	54.8
12	SPT-THR 1,5/12-H-5,08 P26	1823188	40	59.88

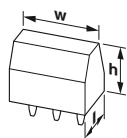


Technical data

Connection capacity				
Solid / stranded	[mm ²]	0.2 - 1.5 / 0.2 - 1.5		
Stranded with ferrules without plastic sleeve	[mm ²]	0.2 - 1.5		
Stranded with ferrules with plastic sleeve	[mm ²]	0.2 - 0.75		
2 conductors with same cross section solid / stranded	[mm ²]	- / -		
2 conductors with same cross section, stranded, with ferrule without plastic sleeve	[mm ²]	-		
2 conductors with same cross section, stranded, with TWIN ferrules with plastic sleeve	[mm ²]	-		
Conductor cross section AWG/kcmil		24 - 16		
Stripping length	[mm]	8		
Tightening torque	[Nm]	-		
Electrical parameters				
Rated current / conductor cross section	[A] / [mm ²]	13.5 / 1.5		
Surge voltage category/degree of pollution		III/3	III / 2	II / 2
Rated insulation voltage	[V]	250	320	500
Rated surge voltage	[kV]	4	4	4
Approval data (UL/CUL)				
Use Group		B	C	D
Nominal voltage/current	[V] / [A]	300 / 10	-	300 / 10
AWG		24-16	-	24-16
General data				
Type of insulation material / insulation material group		LCP / IIIa		
Inflammability class in acc. with UL 94		V0		

Printed circuit board terminal, Push-in spring connection, Pitch: 5.08 mm

SPT 1,5/..-H-THR, Linear double pinning



Dimensions	[mm]
Solder pin length	2
Length l	13.6
Height h	7.7



Ordering data

No. of pos.	Type	Order No.	Pcs./ Pkt.	Width w [mm]
2	SPT-THR 1,5/ 2-H-5,08 P20 R24	1823968	250	9.08
3	SPT-THR 1,5/ 3-H-5,08 P20 R32	1823971	250	14.16
4	SPT-THR 1,5/ 4-H-5,08 P20 R32	1823984	250	19.24
5	SPT-THR 1,5/ 5-H-5,08 P20 R56	1823997	250	24.32
6	SPT-THR 1,5/ 6-H-5,08 P20 R56	1824006	250	29.4
7	SPT-THR 1,5/ 7-H-5,08 P20 R56	1824019	250	34.48
8	SPT-THR 1,5/ 8-H-5,08 P20 R56	1824022	250	39.56
9	SPT-THR 1,5/ 9-H-5,08 P20 R88	1824035	250	44.64
10	SPT-THR 1,5/10-H-5,08 P20 R88	1824048	250	49.72
11	SPT-THR 1,5/11-H-5,08 P20 R88	1824051	250	54.8
12	SPT-THR 1,5/12-H-5,08 P20 R88	1824064	250	59.88



Technical data

Connection capacity				
Solid / stranded	[mm ²]	0.2 - 1.5 / 0.2 - 1.5		
Stranded with ferrules without plastic sleeve	[mm ²]	0.2 - 1.5		
Stranded with ferrules with plastic sleeve	[mm ²]	0.2 - 0.75		
2 conductors with same cross section solid / stranded	[mm ²]	- / -		
2 conductors with same cross section, stranded, with ferrule without plastic sleeve	[mm ²]	-		
2 conductors with same cross section, stranded, with TWIN ferrules with plastic sleeve	[mm ²]	-		
Conductor cross section AWG/kcmil		24 - 16		
Stripping length	[mm]	8		
Tightening torque	[Nm]	-		
Electrical parameters				
Rated current / conductor cross section	[A] / [mm ²]	13.5 / 1.5		
Surge voltage category/degree of pollution		III/3	III / 2	II / 2
Rated insulation voltage	[V]	250	320	500
Rated surge voltage	[kV]	4	4	4
Approval data (UL/CUL)				
Use Group		B	C	D
Nominal voltage/current	[V] / [A]	300 / 10	-	300 / 10
AWG		24-16	-	24-16
General data				
Type of insulation material / insulation material group		LCP / IIIa		
Inflammability class in acc. with UL 94		V0		

PCB terminal blocks

Conductor cross section up to 1.5 mm² (AWG 16)

Printed circuit board terminal, Push-in spring connection, Pitch: 5 mm

SPT 1,5/...-V-THR, Linear double pinning



Dimensions	[mm]
Solder pin length	2.6
Length l	7.7
Height h	13.6



Ordering data

No. of pos.	Type	Order No.	Pcs./ Pkt.	Width w [mm]
2	SPT-THR 1,5/ 2-V-5,0 P26	1822532	400	9
3	SPT-THR 1,5/ 3-V-5,0 P26	1822545	250	14
4	SPT-THR 1,5/ 4-V-5,0 P26	1822558	190	19
5	SPT-THR 1,5/ 5-V-5,0 P26	1822561	160	24
6	SPT-THR 1,5/ 6-V-5,0 P26	1822574	120	29
7	SPT-THR 1,5/ 7-V-5,0 P26	1822587	90	34
8	SPT-THR 1,5/ 8-V-5,0 P26	1822590	90	39
9	SPT-THR 1,5/ 9-V-5,0 P26	1822600	60	44
10	SPT-THR 1,5/10-V-5,0 P26	1822613	60	49
11	SPT-THR 1,5/11-V-5,0 P26	1822626	60	54
12	SPT-THR 1,5/12-V-5,0 P26	1822639	60	59



Technical data

Connection capacity				
Solid / stranded	[mm ²]	0.2 - 1.5 / 0.2 - 1.5		
Stranded with ferrules without plastic sleeve	[mm ²]	0.2 - 1.5		
Stranded with ferrules with plastic sleeve	[mm ²]	0.2 - 0.75		
2 conductors with same cross section solid / stranded	[mm ²]	- / -		
2 conductors with same cross section, stranded, with ferrule without plastic sleeve	[mm ²]	-		
2 conductors with same cross section, stranded, with TWIN ferrules with plastic sleeve	[mm ²]	-		
Conductor cross section AWG/kcmil		24 - 16		
Stripping length	[mm]	8		
Tightening torque	[Nm]	-		
Electrical parameters				
Rated current / conductor cross section	[A] / [mm ²]	13.5 / 1.5		
Surge voltage category/degree of pollution		III/3	III / 2	II / 2
Rated insulation voltage	[V]	250	320	500
Rated surge voltage	[kV]	4	4	4
Approval data (UL/CUL)				
Use Group		B	C	D
Nominal voltage/current	[V] / [A]	300 / 10	-	300 / 10
AWG		24-16	-	24-16
General data				
Type of insulation material / insulation material group		LCP / IIIa		
Inflammability class in acc. with UL 94		V0		

Printed circuit board terminal, Push-in spring connection, Pitch: 5 mm

SPT 1,5/...-V-THR, Linear double pinning



Dimensions	[mm]
Solder pin length	2
Length l	7.7
Height h	13.6



Ordering data

No. of pos.	Type	Order No.	Pcs./ Pkt.	Width w [mm]
2	SPT-THR 1,5/ 2-V-5,0 P20 R24	1823418	200	9
3	SPT-THR 1,5/ 3-V-5,0 P20 R32	1823421	180	14
4	SPT-THR 1,5/ 4-V-5,0 P20 R56	1823434	200	19
5	SPT-THR 1,5/ 5-V-5,0 P20 R56	1823447	200	24
6	SPT-THR 1,5/ 6-V-5,0 P20 R56	1823450	200	29
7	SPT-THR 1,5/ 7-V-5,0 P20 R56	1823463	200	34
8	SPT-THR 1,5/ 8-V-5,0 P20 R88	1823476	200	39
9	SPT-THR 1,5/ 9-V-5,0 P20 R88	1823489	200	44
10	SPT-THR 1,5/10-V-5,0 P20 R88	1823492	200	49
11	SPT-THR 1,5/11-V-5,0 P20 R88	1823502	200	54
12	SPT-THR 1,5/12-V-5,0 P20 R88	1823515	200	59

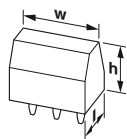


Technical data

Connection capacity				
Solid / stranded	[mm ²]	0.2 - 1.5 / 0.2 - 1.5		
Stranded with ferrules without plastic sleeve	[mm ²]	0.2 - 1.5		
Stranded with ferrules with plastic sleeve	[mm ²]	0.2 - 0.75		
2 conductors with same cross section solid / stranded	[mm ²]	- / -		
2 conductors with same cross section, stranded, with ferrule without plastic sleeve	[mm ²]	-		
2 conductors with same cross section, stranded, with TWIN ferrules with plastic sleeve	[mm ²]	-		
Conductor cross section AWG/kcmil		24 - 16		
Stripping length	[mm]	8		
Tightening torque	[Nm]	-		
Electrical parameters				
Rated current / conductor cross section	[A] / [mm ²]	13.5 / 1.5		
Surge voltage category/degree of pollution		III/3	III / 2	II / 2
Rated insulation voltage	[V]	250	320	500
Rated surge voltage	[kV]	4	4	4
Approval data (UL/CUL)				
Use Group		B	C	D
Nominal voltage/current	[V] / [A]	300 / 10	-	300 / 10
AWG		24-16	-	24-16
General data				
Type of insulation material / insulation material group		LCP / IIIa		
Inflammability class in acc. with UL 94		V0		

Printed circuit board terminal, Push-in spring connection, Pitch: 5.08 mm

SPT 1,5/..-V-THR, Linear double pinning



Dimensions	[mm]
Solder pin length	2.6
Length l	7.7
Height h	13.6



Ordering data

No. of pos.	Type	Order No.	Pcs./ Pkt.	Width w [mm]
2	SPT-THR 1,5/ 2-V-5,08 P26	1822642	400	9.08
3	SPT-THR 1,5/ 3-V-5,08 P26	1822655	250	14.16
4	SPT-THR 1,5/ 4-V-5,08 P26	1822668	190	19.24
5	SPT-THR 1,5/ 5-V-5,08 P26	1822671	160	24.32
6	SPT-THR 1,5/ 6-V-5,08 P26	1822684	120	29.4
7	SPT-THR 1,5/ 7-V-5,08 P26	1822697	90	34.48
8	SPT-THR 1,5/ 8-V-5,08 P26	1822707	90	39.56
9	SPT-THR 1,5/ 9-V-5,08 P26	1822710	60	44.64
10	SPT-THR 1,5/10-V-5,08 P26	1822723	60	49.72
11	SPT-THR 1,5/11-V-5,08 P26	1822736	60	54.8
12	SPT-THR 1,5/12-V-5,08 P26	1822749	60	59.88

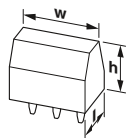


Technical data

Connection capacity				
Solid / stranded	[mm ²]	0.2 - 1.5 / 0.2 - 1.5		
Stranded with ferrules without plastic sleeve	[mm ²]	0.2 - 1.5		
Stranded with ferrules with plastic sleeve	[mm ²]	0.2 - 0.75		
2 conductors with same cross section solid / stranded	[mm ²]	- / -		
2 conductors with same cross section, stranded, with ferrule without plastic sleeve	[mm ²]	-		
2 conductors with same cross section, stranded, with TWIN ferrules with plastic sleeve	[mm ²]	-		
Conductor cross section AWG/kcmil		24 - 16		
Stripping length	[mm]	8		
Tightening torque	[Nm]	-		
Electrical parameters				
Rated current / conductor cross section	[A] / [mm ²]	13.5 / 1.5		
Surge voltage category/degree of pollution		III/3	III / 2	II / 2
Rated insulation voltage	[V]	250	320	500
Rated surge voltage	[kV]	4	4	4
Approval data (UL/CUL)				
Use Group		B	C	D
Nominal voltage/current	[V] / [A]	300 / 10	-	300 / 10
AWG		24-16	-	24-16
General data				
Type of insulation material / insulation material group		LCP / IIIa		
Inflammability class in acc. with UL 94		V0		

Printed circuit board terminal, Push-in spring connection, Pitch: 5.08 mm

SPT 1,5/..-V-THR, Linear double pinning

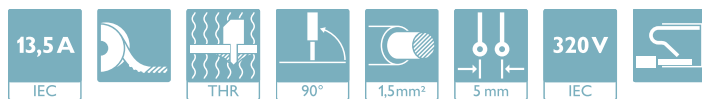


Dimensions	[mm]
Solder pin length	2
Length l	7.7
Height h	13.6



Ordering data

No. of pos.	Type	Order No.	Pcs./ Pkt.	Width w [mm]
2	SPT-THR 1,5/ 2-V-5,08 P20 R24	1823528	200	9.08
3	SPT-THR 1,5/ 3-V-5,08 P20 R32	1823531	200	14.16
4	SPT-THR 1,5/ 4-V-5,08 P20 R56	1823544	200	19.24
5	SPT-THR 1,5/ 5-V-5,08 P20 R56	1823557	200	24.32
6	SPT-THR 1,5/ 6-V-5,08 P20 R56	1823560	200	29.4
7	SPT-THR 1,5/ 7-V-5,08 P20 R56	1823573	200	34.48
8	SPT-THR 1,5/ 8-V-5,08 P20 R88	1823586	200	39.56
9	SPT-THR 1,5/ 9-V-5,08 P20 R88	1823599	200	44.64
10	SPT-THR 1,5/10-V-5,08 P20 R88	1823609	200	49.72
11	SPT-THR 1,5/11-V-5,08 P20 R88	1823612	200	54.8
12	SPT-THR 1,5/12-V-5,08 P20 R88	1823625	200	59.88



Technical data

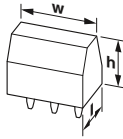
Connection capacity				
Solid / stranded	[mm ²]	0.2 - 1.5 / 0.2 - 1.5		
Stranded with ferrules without plastic sleeve	[mm ²]	0.2 - 1.5		
Stranded with ferrules with plastic sleeve	[mm ²]	0.2 - 0.75		
2 conductors with same cross section solid / stranded	[mm ²]	- / -		
2 conductors with same cross section, stranded, with ferrule without plastic sleeve	[mm ²]	-		
2 conductors with same cross section, stranded, with TWIN ferrules with plastic sleeve	[mm ²]	-		
Conductor cross section AWG/kcmil		24 - 16		
Stripping length	[mm]	8		
Tightening torque	[Nm]	-		
Electrical parameters				
Rated current / conductor cross section	[A] / [mm ²]	13.5 / 1.5		
Surge voltage category/degree of pollution		III/3	III / 2	II / 2
Rated insulation voltage	[V]	250	320	500
Rated surge voltage	[kV]	4	4	4
Approval data (UL/CUL)				
Use Group		B	C	D
Nominal voltage/current	[V] / [A]	300 / 10	-	300 / 10
AWG		24-16	-	24-16
General data				
Type of insulation material / insulation material group		LCP / IIIa		
Inflammability class in acc. with UL 94		V0		

PCB terminal blocks

Conductor cross section up to 1.5 mm² (AWG 16)

Printed circuit board terminal, Push-in spring connection, Pitch: 5 mm

SPT 1,5/...-H-SMD, Linear pad geometry



Dimensions	[mm]
Solder pin length	-
Length l	13.6
Height h	7.7



Ordering data

No. of pos.	Type	Order No.	Pcs./ Pkt.	Width w [mm]
2	SPT-SMD 1,5/ 2-H-5,0 R24	1824747	300	9
3	SPT-SMD 1,5/ 3-H-5,0 R32	1824750	300	14
4	SPT-SMD 1,5/ 4-H-5,0 R44	1824763	300	19
5	SPT-SMD 1,5/ 5-H-5,0 R44	1824776	300	24
6	SPT-SMD 1,5/ 6-H-5,0 R44	1824789	300	29
7	SPT-SMD 1,5/ 7-H-5,0 R88	1824792	300	34
8	SPT-SMD 1,5/ 8-H-5,0 R88	1824802	300	39
9	SPT-SMD 1,5/ 9-H-5,0 R88	1824815	300	44
10	SPT-SMD 1,5/10-H-5,0 R88	1824828	300	49
11	SPT-SMD 1,5/11-H-5,0 R88	1824831	300	54
12	SPT-SMD 1,5/12-H-5,0 R88	1824844	300	59

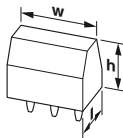


Technical data

Connection capacity				
Solid / stranded	[mm ²]	0.2 - 1.5 / 0.2 - 1.5		
Stranded with ferrules without plastic sleeve	[mm ²]	0.2 - 1.5		
Stranded with ferrules with plastic sleeve	[mm ²]	0.2 - 0.75		
2 conductors with same cross section solid / stranded	[mm ²]	- / -		
2 conductors with same cross section, stranded, with ferrule without plastic sleeve	[mm ²]	-		
2 conductors with same cross section, stranded, with TWIN ferrules with plastic sleeve	[mm ²]	-		
Conductor cross section AWG/kcmil		24 - 16		
Stripping length	[mm]	8		
Tightening torque	[Nm]	-		
Electrical parameters				
Rated current / conductor cross section	[A] / [mm ²]	13.5 / 1.5		
Surge voltage category/degree of pollution		III/3	III / 2	II / 2
Rated insulation voltage	[V]	250	320	500
Rated surge voltage	[kV]	4	4	4
Approval data (UL/CUL)				
Use Group		B	C	D
Nominal voltage/current	[V] / [A]	300 / 10	-	300 / 10
AWG		24-16	-	24-16
General data				
Type of insulation material / insulation material group		LCP / IIIa		
Inflammability class in acc. with UL 94		V0		

Printed circuit board terminal, Push-in spring connection, Pitch: 5.08 mm

SPT 1,5/...-H-SMD, Linear pad geometry



Dimensions	[mm]
Solder pin length	-
Length l	13.6
Height h	7.7



Ordering data

No. of pos.	Type	Order No.	Pcs./ Pkt.	Width w [mm]
2	SPT-SMD 1,5/ 2-H-5,08 R24	1824857	300	9.08
3	SPT-SMD 1,5/ 3-H-5,08 R32	1824860	300	14.16
4	SPT-SMD 1,5/ 4-H-5,08 R44	1824873	300	19.24
5	SPT-SMD 1,5/ 5-H-5,08 R44	1824885	300	24.32
6	SPT-SMD 1,5/ 6-H-5,08 R44	1824899	300	29.4
7	SPT-SMD 1,5/ 7-H-5,08 R88	1824909	300	34.48
8	SPT-SMD 1,5/ 8-H-5,08 R88	1824912	300	39.56
9	SPT-SMD 1,5/ 9-H-5,08 R88	1824925	300	44.64
10	SPT-SMD 1,5/10-H-5,08 R88	1824938	300	49.72
11	SPT-SMD 1,5/11-H-5,08 R88	1824941	300	54.8
12	SPT-SMD 1,5/12-H-5,08 R88	1824954	300	59.88

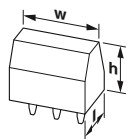


Technical data

Connection capacity				
Solid / stranded	[mm ²]	0.2 - 1.5 / 0.2 - 1.5		
Stranded with ferrules without plastic sleeve	[mm ²]	0.2 - 1.5		
Stranded with ferrules with plastic sleeve	[mm ²]	0.2 - 0.75		
2 conductors with same cross section solid / stranded	[mm ²]	- / -		
2 conductors with same cross section, stranded, with ferrule without plastic sleeve	[mm ²]	-		
2 conductors with same cross section, stranded, with TWIN ferrules with plastic sleeve	[mm ²]	-		
Conductor cross section AWG/kcmil		24 - 16		
Stripping length	[mm]	8		
Tightening torque	[Nm]	-		
Electrical parameters				
Rated current / conductor cross section	[A] / [mm ²]	13.5 / 1.5		
Surge voltage category/degree of pollution		III/3	III / 2	II / 2
Rated insulation voltage	[V]	250	320	500
Rated surge voltage	[kV]	4	4	4
Approval data (UL/CUL)				
Use Group		B	C	D
Nominal voltage/current	[V] / [A]	300 / 10	-	300 / 10
AWG		24-16	-	24-16
General data				
Type of insulation material / insulation material group		LCP / IIIa		
Inflammability class in acc. with UL 94		V0		

Printed circuit board terminal, Push-in spring connection, Pitch: 5 mm

SPT 1,5/...-V-SMD, Linear pad geometry



Dimensions	[mm]
Solder pin length	-
Length l	7.7
Height h	13.6



Ordering data

No. of pos.	Type	Order No.	Pcs./ Pkt.	Width w [mm]
2	SPT-SMD 1,5/ 2-V-5,0 R24	1824307	200	9
3	SPT-SMD 1,5/ 3-V-5,0 R32	1824310	200	14
4	SPT-SMD 1,5/ 4-V-5,0 R44	1824323	200	19
5	SPT-SMD 1,5/ 5-V-5,0 R44	1824336	200	24
6	SPT-SMD 1,5/ 6-V-5,0 R44	1824349	200	29
7	SPT-SMD 1,5/ 7-V-5,0 R88	1824352	200	34
8	SPT-SMD 1,5/ 8-V-5,0 R88	1824365	200	39
9	SPT-SMD 1,5/ 9-V-5,0 R88	1824378	200	44
10	SPT-SMD 1,5/10-V-5,0 R88	1824381	200	49
11	SPT-SMD 1,5/11-V-5,0 R88	1824394	200	54
12	SPT-SMD 1,5/12-V-5,0 R88	1824404	200	59

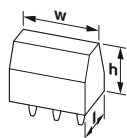


Technical data

Connection capacity	
Solid / stranded	[mm ²] 0.2 - 1.5 / 0.2 - 1.5
Stranded with ferrules without plastic sleeve	[mm ²] 0.2 - 1.5
Stranded with ferrules with plastic sleeve	[mm ²] 0.2 - 0.75
2 conductors with same cross section solid / stranded	[mm ²] - / -
2 conductors with same cross section, stranded, with ferrule without plastic sleeve	[mm ²] -
2 conductors with same cross section, stranded, with TWIN ferrules with plastic sleeve	[mm ²] -
Conductor cross section AWG/kcmil	24 - 16
Stripping length	[mm] 8
Tightening torque	[Nm] -
Electrical parameters	
Rated current / conductor cross section	[A] / [mm ²] 13.5 / 1.5
Surge voltage category/degree of pollution	III/3 III / 2 II / 2
Rated insulation voltage	[V] 250 320 500
Rated surge voltage	[kV] 4 4 4
Approval data (UL/CUL)	
Use Group	B C D
Nominal voltage/current	[V] / [A] 300 / 10 - 300 / 10
AWG	24-16 - 24-16
General data	
Type of insulation material / insulation material group	LCP / IIIa
Inflammability class in acc. with UL 94	VO

Printed circuit board terminal, Push-in spring connection, Pitch: 5.08 mm

SPT 1,5/...-V-SMD, Linear pad geometry



Dimensions	[mm]
Solder pin length	-
Length l	7.7
Height h	13.6



Ordering data

No. of pos.	Type	Order No.	Pcs./ Pkt.	Width w [mm]
2	SPT-SMD 1,5/ 2-V-5,08 R24	1824417	200	9.08
3	SPT-SMD 1,5/ 3-V-5,08 R32	1824420	200	14.16
4	SPT-SMD 1,5/ 4-V-5,08 R44	1824433	200	19.24
5	SPT-SMD 1,5/ 5-V-5,08 R44	1824446	200	24.32
6	SPT-SMD 1,5/ 6-V-5,08 R44	1824459	200	29.4
7	SPT-SMD 1,5/ 7-V-5,08 R88	1824462	200	34.48
8	SPT-SMD 1,5/ 8-V-5,08 R88	1824475	200	39.56
9	SPT-SMD 1,5/ 9-V-5,08 R88	1824488	200	44.64
10	SPT-SMD 1,5/10-V-5,08 R88	1824491	200	49.72
11	SPT-SMD 1,5/11-V-5,08 R88	1824501	200	54.8
12	SPT-SMD 1,5/12-V-5,08 R88	1824514	200	59.88



Technical data

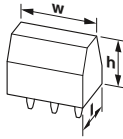
Connection capacity	
Solid / stranded	[mm ²] 0.2 - 1.5 / 0.2 - 1.5
Stranded with ferrules without plastic sleeve	[mm ²] 0.2 - 1.5
Stranded with ferrules with plastic sleeve	[mm ²] 0.2 - 0.75
2 conductors with same cross section solid / stranded	[mm ²] - / -
2 conductors with same cross section, stranded, with ferrule without plastic sleeve	[mm ²] -
2 conductors with same cross section, stranded, with TWIN ferrules with plastic sleeve	[mm ²] -
Conductor cross section AWG/kcmil	24 - 16
Stripping length	[mm] 8
Tightening torque	[Nm] -
Electrical parameters	
Rated current / conductor cross section	[A] / [mm ²] 13.5 / 1.5
Surge voltage category/degree of pollution	III/3 III / 2 II / 2
Rated insulation voltage	[V] 250 320 500
Rated surge voltage	[kV] 4 4 4
Approval data (UL/CUL)	
Use Group	B C D
Nominal voltage/current	[V] / [A] 300 / 10 - 300 / 10
AWG	24-16 - 24-16
General data	
Type of insulation material / insulation material group	LCP / IIIa
Inflammability class in acc. with UL 94	VO

PCB terminal blocks

Conductor cross section up to 1.5 mm² (AWG 16)

Printed circuit board terminal, Push-in spring connection, Pitch: 5 mm

SPTAF 1/...-IL, Linear double pinning



Dimensions	[mm]
Solder pin length	2.6
Length l	11
Height h	8



Ordering data

No. of pos.	Type	Order No.	Pcs./ Pkt.	Width w [mm]
2	SPTAF 1/ 2-5,0-IL	1862275	180	10
3	SPTAF 1/ 3-5,0-IL	1862288	125	15
4	SPTAF 1/ 4-5,0-IL	1862291	80	20
5	SPTAF 1/ 5-5,0-IL	1862301	70	25
6	SPTAF 1/ 6-5,0-IL	1862314	55	30
7	SPTAF 1/ 7-5,0-IL	1862327	80	35
8	SPTAF 1/ 8-5,0-IL	1862330	80	40
9	SPTAF 1/ 9-5,0-IL	1862343	80	45
10	SPTAF 1/10-5,0-IL	1862356	50	50
11	SPTAF 1/11-5,0-IL	1862369	50	55
12	SPTAF 1/12-5,0-IL	1862372	50	60
13	SPTAF 1/13-5,0-IL	1862385	50	65
14	SPTAF 1/14-5,0-IL	1862398	20	70
15	SPTAF 1/15-5,0-IL	1862408	20	75
16	SPTAF 1/16-5,0-IL	1862563	20	80

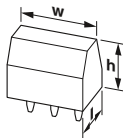


Technical data

Connection capacity			
Solid / stranded	[mm ²]	0.2 - 1.5 / 0.2 - 1.5	
Stranded with ferrules without plastic sleeve	[mm ²]	0.25 - 0.75	
Stranded with ferrules with plastic sleeve	[mm ²]	0.25 - 0.75	
2 conductors with same cross section solid / stranded	[mm ²]	- / -	
2 conductors with same cross section, stranded, with ferrule without plastic sleeve	[mm ²]	-	
2 conductors with same cross section, stranded, with TWIN ferrules with plastic sleeve	[mm ²]	-	
Conductor cross section AWG/kcmil		24 - 16	
Stripping length	[mm]	8	
Tightening torque	[Nm]	-	
Electrical parameters			
Rated current / conductor cross section	[A] / [mm ²]	16 / 1.5	
Surge voltage category/degree of pollution		III/3	III / 2 II / 2
Rated insulation voltage	[V]	250	320 630
Rated surge voltage	[kV]	4	4 4
Approval data (UL/CUL)			
Use Group		B	C D
Nominal voltage/current	[V] / [A]	300 / 8	- 300 / 8
AWG		24-16	- 24-16
General data			
Type of insulation material / insulation material group		PA / I	
Inflammability class in acc. with UL 94		V0	

Printed circuit board terminal, Push-in spring connection, Pitch: 5 mm

SPTAF 1/...-IL PROFINET, Linear double pinning



Dimensions	[mm]
Solder pin length	2.6
Length l	11
Height h	8



Ordering data

No. of pos.	Type	Order No.	Pcs./ Pkt.	Width w [mm]
4	SPTAF 1/ 4-5,0-IL PROFINET 3	1050669	80	20

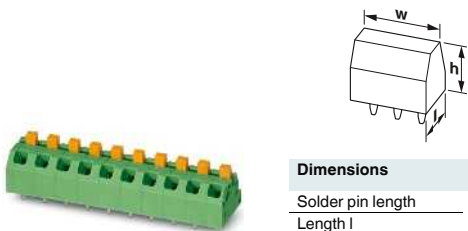


Technical data

Connection capacity			
Solid / stranded	[mm ²]	0.2 - 1.5 / 0.2 - 1.5	
Stranded with ferrules without plastic sleeve	[mm ²]	0.25 - 0.75	
Stranded with ferrules with plastic sleeve	[mm ²]	0.25 - 0.75	
2 conductors with same cross section solid / stranded	[mm ²]	- / -	
2 conductors with same cross section, stranded, with ferrule without plastic sleeve	[mm ²]	-	
2 conductors with same cross section, stranded, with TWIN ferrules with plastic sleeve	[mm ²]	-	
Conductor cross section AWG/kcmil		24 - 16	
Stripping length	[mm]	8	
Tightening torque	[Nm]	-	
Electrical parameters			
Rated current / conductor cross section	[A] / [mm ²]	16 / 1.5	
Surge voltage category/degree of pollution		III/3	III / 2 II / 2
Rated insulation voltage	[V]	250	320 630
Rated surge voltage	[kV]	4	4 4
General data			
Type of insulation material / insulation material group		PA / I	
Inflammability class in acc. with UL 94		V0	

Printed circuit board terminal, Push-in spring connection, Pitch: 5 mm

SPTAF 1/...-EL, Linear double pinning



Dimensions	[mm]
Solder pin length	2.6
Length l	11
Height h	10.2



Ordering data

No. of pos.	Type	Order No.	Pcs./ Pkt.	Width w [mm]
2	SPTAF 1/ 2-5,0-EL	1862411	165	10
3	SPTAF 1/ 3-5,0-EL	1862424	100	15
4	SPTAF 1/ 4-5,0-EL	1862437	75	20
5	SPTAF 1/ 5-5,0-EL	1862440	65	25
6	SPTAF 1/ 6-5,0-EL	1862453	50	30
7	SPTAF 1/ 7-5,0-EL	1862466	70	35
8	SPTAF 1/ 8-5,0-EL	1862479	70	40
9	SPTAF 1/ 9-5,0-EL	1862482	70	45
10	SPTAF 1/10-5,0-EL	1862495	50	50
11	SPTAF 1/11-5,0-EL	1862505	50	55
12	SPTAF 1/12-5,0-EL	1862518	50	60
13	SPTAF 1/13-5,0-EL	1862521	50	65
14	SPTAF 1/14-5,0-EL	1862534	20	70
15	SPTAF 1/15-5,0-EL	1862547	20	75
16	SPTAF 1/16-5,0-EL	1862550	20	80




Technical data

Connection capacity	
Solid / stranded	[mm ²] 0.2 - 1.5 / 0.2 - 1.5
Stranded with ferrules without plastic sleeve	[mm ²] 0.25 - 0.75
Stranded with ferrules with plastic sleeve	[mm ²] 0.25 - 0.75
2 conductors with same cross section solid / stranded	[mm ²] - / -
2 conductors with same cross section, stranded, with ferrule without plastic sleeve	[mm ²] -
2 conductors with same cross section, stranded, with TWIN ferrules with plastic sleeve	[mm ²] -
Conductor cross section AWG/kcmil	24 - 16
Stripping length	[mm] 8
Tightening torque	[Nm] -
Electrical parameters	
Rated current / conductor cross section	[A] / [mm ²] 16 / 1.5
Surge voltage category/degree of pollution	III/3 III / 2 II / 2
Rated insulation voltage	[V] 250 320 630
Rated surge voltage	[kV] 4 4 4
Approval data (UL/CUL)	
Use Group	B C D
Nominal voltage/current	[V] / [A] 300 / 8 - 300 / 8
AWG	24-16 - 24-16
General data	
Type of insulation material / insulation material group	PA / I
Inflammability class in acc. with UL 94	V0

Printed circuit board terminal, Push-in spring connection, Pitch: 5 mm

SPTAF 1/...-LL, Linear double pinning



Dimensions	[mm]
Solder pin length	2.6
Length l	11
Height h	10.9



Ordering data

No. of pos.	Type	Order No.	Pcs./ Pkt.	Width w [mm]
2	SPTAF 1/ 2-5,0-LL	1864435	165	10
3	SPTAF 1/ 3-5,0-LL	1864448	100	15
4	SPTAF 1/ 4-5,0-LL	1864451	75	20
5	SPTAF 1/ 5-5,0-LL	1864464	65	25
6	SPTAF 1/ 6-5,0-LL	1864477	50	30
7	SPTAF 1/ 7-5,0-LL	1864480	70	35
8	SPTAF 1/ 8-5,0-LL	1864493	70	40
9	SPTAF 1/ 9-5,0-LL	1864503	70	45
10	SPTAF 1/10-5,0-LL	1864516	50	50
11	SPTAF 1/11-5,0-LL	1864529	50	55
12	SPTAF 1/12-5,0-LL	1864532	50	60
13	SPTAF 1/13-5,0-LL	1864545	50	65
14	SPTAF 1/14-5,0-LL	1864558	20	70
15	SPTAF 1/15-5,0-LL	1864561	20	75
16	SPTAF 1/16-5,0-LL	1864574	20	80



Technical data

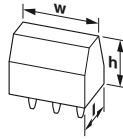
Connection capacity	
Solid / stranded	[mm ²] 0.2 - 0.75 / 0.2 - 1
Stranded with ferrules without plastic sleeve	[mm ²] 0.25 - 0.5
Stranded with ferrules with plastic sleeve	[mm ²] 0.25 - 0.5
2 conductors with same cross section solid / stranded	[mm ²] - / -
2 conductors with same cross section, stranded, with ferrule without plastic sleeve	[mm ²] -
2 conductors with same cross section, stranded, with TWIN ferrules with plastic sleeve	[mm ²] -
Conductor cross section AWG/kcmil	24 - 18
Stripping length	[mm] 8
Tightening torque	[Nm] -
Electrical parameters	
Rated current / conductor cross section	[A] / [mm ²] 13,5 / 0.75
Surge voltage category/degree of pollution	III/3 III / 2 II / 2
Rated insulation voltage	[V] 250 320 630
Rated surge voltage	[kV] 4 4 4
Approval data (UL/CUL)	
Use Group	B C D
Nominal voltage/current	[V] / [A] 300 / 8 - 300 / 8
AWG	24-18 - 24-18
General data	
Type of insulation material / insulation material group	PA / I
Inflammability class in acc. with UL 94	V0

PCB terminal blocks

Conductor cross section up to 1.5 mm² (AWG 16)

Printed circuit board terminal, Push-in spring connection, Pitch: 5 mm

SPTA 1/, Linear pinning



Dimensions	[mm]
Solder pin length	3.5
Length l	10
Height h	12.4



Ordering data

No. of pos.	Type	Order No.	Pcs./ Pkt.	Width w [mm]
2	SPTA 1/ 2-5,0	1752214	100	9.1
3	SPTA 1/ 3-5,0	1752227	100	14.1
4	SPTA 1/ 4-5,0	1752230	50	19.1
5	SPTA 1/ 5-5,0	1752243	50	24.1
6	SPTA 1/ 6-5,0	1752256	50	29.1
7	SPTA 1/ 7-5,0	1752269	50	34.1
8	SPTA 1/ 8-5,0	1752272	50	39.1
9	SPTA 1/ 9-5,0	1752285	50	44.1
10	SPTA 1/10-5,0	1752298	50	49.1
11	SPTA 1/11-5,0	1752308	50	54.1
12	SPTA 1/12-5,0	1752311	50	59.1

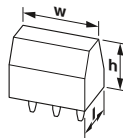


Technical data

Connection capacity				
Solid / stranded	[mm ²]	0.2 - 1.5 / 0.2 - 1		
Stranded with ferrules without plastic sleeve	[mm ²]	0.25 - 0.75		
Stranded with ferrules with plastic sleeve	[mm ²]	0.25 - 0.75		
2 conductors with same cross section solid / stranded	[mm ²]	- / -		
2 conductors with same cross section, stranded, with ferrule without plastic sleeve	[mm ²]	-		
2 conductors with same cross section, stranded, with TWIN ferrules with plastic sleeve	[mm ²]	-		
Conductor cross section AWG/kcmil		24 - 16		
Stripping length	[mm]	8		
Tightening torque	[Nm]	-		
Electrical parameters				
Rated current / conductor cross section	[A] / [mm ²]	9 / 1.5		
Surge voltage category/degree of pollution		III/3	III / 2	II / 2
Rated insulation voltage	[V]	250	320	630
Rated surge voltage	[kV]	4	4	4
Approval data (UL/CUL)				
Use Group		B	C	D
Nominal voltage/current	[V] / [A]	300 / 10	-	300 / 10
AWG		26-16	-	26-16
General data				
Type of insulation material / insulation material group		PA / I		
Inflammability class in acc. with UL 94		V0		

Printed circuit board terminal, Push-in spring connection, Pitch: 5.08 mm

SPTA 1,5/, Linear double pinning



Dimensions	[mm]
Solder pin length	3.4
Length l	12
Height h	12



Ordering data

No. of pos.	Type	Order No.	Pcs./ Pkt.	Width w [mm]
2	SPTA 1,5/ 2-5,08	1751163	100	10.39
3	SPTA 1,5/ 3-5,08	1744442	100	15.47
4	SPTA 1,5/ 4-5,08	1751189	50	20.55
5	SPTA 1,5/ 5-5,08	1751192	50	25.63
6	SPTA 1,5/ 6-5,08	1751202	50	30.71
7	SPTA 1,5/ 7-5,08	1751215	50	35.79
8	SPTA 1,5/ 8-5,08	1751228	50	40.87
9	SPTA 1,5/ 9-5,08	1751231	50	45.95
10	SPTA 1,5/10-5,08	1751244	50	51.03
11	SPTA 1,5/11-5,08	1751257	50	56.11
12	SPTA 1,5/12-5,08	1751464	50	61.19




Technical data

Connection capacity				
Solid / stranded	[mm ²]	0.2 - 1.5 / 0.2 - 1.5		
Stranded with ferrules without plastic sleeve	[mm ²]	0.25 - 1.5		
Stranded with ferrules with plastic sleeve	[mm ²]	0.25 - 1.5		
2 conductors with same cross section solid / stranded	[mm ²]	- / -		
2 conductors with same cross section, stranded, with ferrule without plastic sleeve	[mm ²]	-		
2 conductors with same cross section, stranded, with TWIN ferrules with plastic sleeve	[mm ²]	-		
Conductor cross section AWG/kcmil		24 - 16		
Stripping length	[mm]	10		
Tightening torque	[Nm]	-		
Electrical parameters				
Rated current / conductor cross section	[A] / [mm ²]	9 / 1.5		
Surge voltage category/degree of pollution		III/3	III / 2	II / 2
Rated insulation voltage	[V]	250	320	630
Rated surge voltage	[kV]	4	4	4
Approval data (UL/CUL)				
Use Group		B	C	D
Nominal voltage/current	[V] / [A]	300 / 10	-	300 / 10
AWG		26-16	-	26-16
General data				
Type of insulation material / insulation material group		PA / I		
Inflammability class in acc. with UL 94		V0		

Printed circuit board terminal, Push-in spring connection, Pitch: 5.08 mm

MFKDSP, linear double pinning



Dimensions	[mm]
Solder pin length	3.3
Length l	16.2
Height h	12.92



Ordering data

No. of pos.	Type	Order No.	Pcs./ Pkt.	Width w [mm]
2	MFKDSP/ 2-5,08	1790283	50	10.16
3	MFKDSP/ 3-5,08	1790296	50	15.24
4	MFKDSP/ 4-5,08	1790649	50	20.32
5	MFKDSP/ 5-5,08	1906776	50	25.4
6	MFKDSP/ 6-5,08	1791884	50	30.48
7	MFKDSP/ 7-5,08	1791693	50	35.56

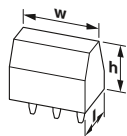


Technical data

Connection capacity				
Solid / stranded	[mm ²]	0.2 - 1.5 / 0.2 - 1		
Stranded with ferrules without plastic sleeve	[mm ²]	0.25 - 0.75		
Stranded with ferrules with plastic sleeve	[mm ²]	0.25 - 0.75		
2 conductors with same cross section solid / stranded	[mm ²]	- / -		
2 conductors with same cross section, stranded, with ferrule without plastic sleeve	[mm ²]	-		
2 conductors with same cross section, stranded, with TWIN ferrules with plastic sleeve	[mm ²]	-		
Conductor cross section AWG/kcmil		24 - 16		
Stripping length	[mm]	10		
Tightening torque	[Nm]	-		
Electrical parameters				
Rated current / conductor cross section	[A] / [mm ²]	12 / 1.5		
Surge voltage category/degree of pollution		III/3	III / 2	II / 2
Rated insulation voltage	[V]	250	320	630
Rated surge voltage	[kV]	4	4	4
Approval data (UL/CUL)				
Use Group		B	C	D
Nominal voltage/current	[V] / [A]	300 / 3.6	-	300 / 3.6
AWG		22-18	-	22-18
Approval data (CSA)				
Use Group		B	C	D
Nominal voltage/current	[V] / [A]	300 / 10	-	300 / 10
AWG		22-18	-	22-18
General data				
Type of insulation material / insulation material group		PA / I		
Inflammability class in acc. with UL 94		V0		

Printed circuit board terminal, Push-in spring connection, Pitch: 5.08 mm

FFKDS(A)/H1, Linear double pinning



Dimensions	[mm]
Solder pin length	3.4
Length l	13.65
Height h	12.75



Ordering data

No. of pos.	Type	Order No.	Pcs./ Pkt.	Width w [mm]
2	FFKDSA1/H1-5,08- 2	1780808	50	12.7
3	FFKDSA1/H1-5,08- 3	1907348	50	17.74
4	FFKDSA1/H1-5,08- 4	1791282	50	22.86
5	FFKDSA1/H1-5,08- 5	1791295	50	27.94
6	FFKDSA1/H1-5,08- 6	1991383	50	33.02
8	FFKDSA1/H1-5,08- 8	1890358	50	43.18
9	FFKDSA1/H1-5,08- 9	1991396	50	48.26
10	FFKDSA1/H1-5,08-10	1890950	50	53.34
12	FFKDSA1/H1-5,08-12	1932708	50	63.5
15	FFKDSA1/H1-5,08-15	1700473	50	78.74
16	FFKDSA1/H1-5,08-16	1906417	50	83.78



Technical data

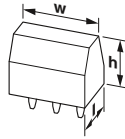

Connection capacity				
Solid / stranded	[mm ²]	0.2 - 1.5 / 0.2 - 1.5		
Stranded with ferrules without plastic sleeve	[mm ²]	0.25 - 0.75		
Stranded with ferrules with plastic sleeve	[mm ²]	0.25 - 0.75		
2 conductors with same cross section solid / stranded	[mm ²]	- / -		
2 conductors with same cross section, stranded, with ferrule without plastic sleeve	[mm ²]	-		
2 conductors with same cross section, stranded, with TWIN ferrules with plastic sleeve	[mm ²]	-		
Conductor cross section AWG/kcmil		24 - 16		
Stripping length	[mm]	10		
Tightening torque	[Nm]	-		
Electrical parameters				
Rated current / conductor cross section	[A] / [mm ²]	15 / 1.5		
Surge voltage category/degree of pollution		III/3	III / 2	II / 2
Rated insulation voltage	[V]	250	320	630
Rated surge voltage	[kV]	4	4	4
Approval data (UL/CUL)				
Use Group		B	C	D
Nominal voltage/current	[V] / [A]	300 / 10	-	300 / 10
AWG		22-16	-	22-16
General data				
Type of insulation material / insulation material group		PA / I		
Inflammability class in acc. with UL 94		V0		

PCB terminal blocks

Conductor cross section up to 1.5 mm² (AWG 16)

Printed circuit board terminal, Push-in spring connection, Pitch: 5.08 mm

FFKDS(A)/H2, Linear double pinning



Dimensions	[mm]
Solder pin length	3.4
Length l	15.8
Height h	10



Ordering data

No. of pos.	Type	Order No.	Pcs./ Pkt.	Width w [mm]
2	FFKDSA1/H2-5,08-2	1700486	50	10.16
3	FFKDSA1/H2-5,08-3	1700499	50	15.24
4	FFKDSA1/H2-5,08-4	1700509	50	20.32
5	FFKDSA1/H2-5,08-5	1700512	50	25.4
7	FFKDSA1/H2-5,08-7	1700538	50	35.56

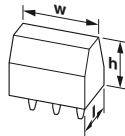


Technical data

Connection capacity			
Solid / stranded	[mm ²]	0.2 - 1.5 / 0.2 - 1.5	
Stranded with ferrules without plastic sleeve	[mm ²]	0.25 - 0.75	
Stranded with ferrules with plastic sleeve	[mm ²]	0.25 - 0.75	
2 conductors with same cross section solid / stranded	[mm ²]	- / -	
2 conductors with same cross section, stranded, with ferrule without plastic sleeve	[mm ²]	-	
2 conductors with same cross section, stranded, with TWIN ferrules with plastic sleeve	[mm ²]	-	
Conductor cross section AWG/kcmil		24 - 16	
Stripping length	[mm]	10	
Tightening torque	[Nm]	-	
Electrical parameters			
Rated current / conductor cross section	[A] / [mm ²]	15 / 1.5	
Surge voltage category/degree of pollution		III/3	III / 2
Rated insulation voltage	[V]	250	320
Rated surge voltage	[kV]	4	4
Approval data (UL/CUL)			
Use Group		B	C
Nominal voltage/current	[V] / [A]	300 / 10	300 / 10
AWG		22-16	22-16
General data			
Type of insulation material / insulation material group		PA / I	
Inflammability class in acc. with UL 94		V0	

Printed circuit board terminal, Push-in spring connection, Pitch: 5.08 mm

FFKDS(A)/V1, Linear pinning



Dimensions	[mm]
Solder pin length	3.4
Length l	12.7
Height h	13.6



Ordering data

No. of pos.	Type	Order No.	Pcs./ Pkt.	Width w [mm]
2	FFKDSA1/V1-5,08-2	1789210	50	12.66
3	FFKDSA1/V1-5,08-3	1704376	50	17.74
4	FFKDSA1/V1-5,08-4	1789113	50	22.82
5	FFKDSA1/V1-5,08-5	1751565	50	27.94
6	FFKDSA1/V1-5,08-6	1780662	50	32.98
8	FFKDSA1/V1-5,08-8	1791790	50	43.14
9	FFKDSA1/V1-5,08-9	1751578	50	48.22
10	FFKDSA1/V1-5,08-10	1751581	50	53.3
12	FFKDSA1/V1-5,08-12	1751594	50	63.46
13	FFKDSA1/V1-5,08-13	1700635	50	68.54
14	FFKDSA1/V1-5,08-14	1751604	50	73.62
14	FFKDSA1/V1-5,08-14	1751604	50	73.62
16	FFKDSA1/V1-5,08-16	1868623	50	83.78



Technical data

Connection capacity			
Solid / stranded	[mm ²]	0.2 - 1.5 / 0.2 - 1.5	
Stranded with ferrules without plastic sleeve	[mm ²]	0.25 - 0.75	
Stranded with ferrules with plastic sleeve	[mm ²]	0.25 - 0.75	
2 conductors with same cross section solid / stranded	[mm ²]	- / -	
2 conductors with same cross section, stranded, with ferrule without plastic sleeve	[mm ²]	-	
2 conductors with same cross section, stranded, with TWIN ferrules with plastic sleeve	[mm ²]	-	
Conductor cross section AWG/kcmil		24 - 16	
Stripping length	[mm]	10	
Tightening torque	[Nm]	-	
Electrical parameters			
Rated current / conductor cross section	[A] / [mm ²]	15 / 1.5	
Surge voltage category/degree of pollution		III/3	III / 2
Rated insulation voltage	[V]	320	320
Rated surge voltage	[kV]	4	4
Approval data (UL/CUL)			
Use Group		B	C
Nominal voltage/current	[V] / [A]	300 / 10	300 / 10
AWG		22-16	22-16
General data			
Type of insulation material / insulation material group		PA / I	
Inflammability class in acc. with UL 94		V0	

Printed circuit board terminal, Push-in spring connection, Pitch: 5.08 mm

FFKDS(A)/V2, Linear double pinning



Dimensions	[mm]
Solder pin length	3.4
Length l	10
Height h	15.8



Ordering data

No. of pos.	Type	Order No.	Pcs./ Pkt.	Width w [mm]
2	FFKDSA1/V2-5,08- 2	1986592	50	12.7
3	FFKDSA1/V2-5,08- 3	1890167	50	17.78
4	FFKDSA1/V2-5,08- 4	1700651	50	22.86
8	FFKDSA1/V2-5,08- 8	1700677	100	43.18
16	FFKDSA1/V2-5,08-16	1930771	50	83.82

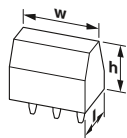


Technical data

Connection capacity				
Solid / stranded	[mm ²]	0.2 - 1.5 / 0.2 - 1.5		
Stranded with ferrules without plastic sleeve	[mm ²]	0.25 - 0.75		
Stranded with ferrules with plastic sleeve	[mm ²]	0.25 - 0.75		
2 conductors with same cross section solid / stranded	[mm ²]	- / -		
2 conductors with same cross section, stranded, with ferrule without plastic sleeve	[mm ²]	-		
2 conductors with same cross section, stranded, with TWIN ferrules with plastic sleeve	[mm ²]	-		
Conductor cross section AWG/kcmil		24 - 16		
Stripping length	[mm]	10		
Tightening torque	[Nm]	-		
Electrical parameters				
Rated current / conductor cross section	[A] / [mm ²]	15 / 1.5		
Surge voltage category/degree of pollution		III/3	III / 2	II / 2
Rated insulation voltage	[V]	320	320	630
Rated surge voltage	[kV]	4	4	4
Approval data (UL/CUL)				
Use Group		B	C	D
Nominal voltage/current	[V] / [A]	300 / 10	-	300 / 10
AWG		22-16	-	22-16
General data				
Type of insulation material / insulation material group		PA / I		
Inflammability class in acc. with UL 94		V0		

Printed circuit board terminal, Push-in spring connection, Pitch: 7.62 mm

FFKDS(A)/H1, Linear double pinning



Dimensions	[mm]
Solder pin length	3.4
Length l	13.6
Height h	12.7



Ordering data

No. of pos.	Type	Order No.	Pcs./ Pkt.	Width w [mm]
2	FFKDSA1/H1-7,62- 2	1700758	50	15.24
2	FFKDSA1/H1-7,62- 2	1700758	50	15.24
3	FFKDSA1/H1-7,62- 3	1700761	50	22.86
4	FFKDSA1/H1-7,62- 4	1929973	50	30.48
5	FFKDSA1/H1-7,62- 5	1929740	50	38.1



Technical data

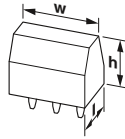
Connection capacity				
Solid / stranded	[mm ²]	0.2 - 1.5 / 0.2 - 1.5		
Stranded with ferrules without plastic sleeve	[mm ²]	0.25 - 0.75		
Stranded with ferrules with plastic sleeve	[mm ²]	0.25 - 0.75		
2 conductors with same cross section solid / stranded	[mm ²]	- / -		
2 conductors with same cross section, stranded, with ferrule without plastic sleeve	[mm ²]	-		
2 conductors with same cross section, stranded, with TWIN ferrules with plastic sleeve	[mm ²]	-		
Conductor cross section AWG/kcmil		24 - 16		
Stripping length	[mm]	10		
Tightening torque	[Nm]	-		
Electrical parameters				
Rated current / conductor cross section	[A] / [mm ²]	17.5 / 1.5		
Surge voltage category/degree of pollution		III/3	III / 2	II / 2
Rated insulation voltage	[V]	400	630	1000
Rated surge voltage	[kV]	6	6	6
Approval data (UL/CUL)				
Use Group		B	C	D
Nominal voltage/current	[V] / [A]	300 / 10	-	300 / 10
AWG		22-16	-	22-16
General data				
Type of insulation material / insulation material group		PA / I		
Inflammability class in acc. with UL 94		V0		

PCB terminal blocks

Conductor cross section up to 1.5 mm² (AWG 16)

Printed circuit board terminal, Push-in spring connection, Pitch: 7.62 mm

FFKDS(A)/H2, Linear double pinning



Dimensions	[mm]
Solder pin length	3.4
Length l	15.8
Height h	10



Ordering data

No. of pos.	Type	Order No.	Pcs./ Pkt.	Width w [mm]
3	FFKDSA1/H2-7,62- 3	1700790	50	22.86
4	FFKDSA1/H2-7,62- 4	1700800	50	30.48

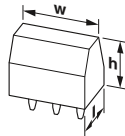


Technical data

Connection capacity			
Solid / stranded	[mm ²]	0.2 - 1.5 / 0.2 - 1.5	
Stranded with ferrules without plastic sleeve	[mm ²]	0.25 - 0.75	
Stranded with ferrules with plastic sleeve	[mm ²]	0.25 - 0.75	
2 conductors with same cross section solid / stranded	[mm ²]	- / -	
2 conductors with same cross section, stranded, with ferrule without plastic sleeve	[mm ²]	-	
2 conductors with same cross section, stranded, with TWIN ferrules with plastic sleeve	[mm ²]	-	
Conductor cross section AWG/kcmil		24 - 16	
Stripping length	[mm]	10	
Tightening torque	[Nm]	-	
Electrical parameters			
Rated current / conductor cross section	[A] / [mm ²]	17.5 / 1.5	
Surge voltage category/degree of pollution		III/3	III / 2
Rated insulation voltage	[V]	400	630
Rated surge voltage	[kV]	6	6
Approval data (UL/CUL)			
Use Group		B	C
Nominal voltage/current	[V] / [A]	300 / 10	300 / 10
AWG		22-16	22-16
General data			
Type of insulation material / insulation material group		PA / I	
Inflammability class in acc. with UL 94		V0	

Printed circuit board terminal, Push-in spring connection, Pitch: 7.62 mm

FFKDS(A)/V1, Linear double pinning



Dimensions	[mm]
Solder pin length	3.4
Length l	12.7
Height h	13.6



Ordering data

No. of pos.	Type	Order No.	Pcs./ Pkt.	Width w [mm]
2	FFKDSA1/V1-7,62- 2	1891399	50	15.24
3	FFKDSA1/V1-7,62- 3	1780549	50	22.86
4	FFKDSA1/V1-7,62- 4	1700855	50	30.48
5	FFKDSA1/V1-7,62- 5	1868115	50	38.1
8	FFKDSA1/V1-7,62- 8	1700884	50	60.96



Technical data

Connection capacity			
Solid / stranded	[mm ²]	0.2 - 1.5 / 0.2 - 1.5	
Stranded with ferrules without plastic sleeve	[mm ²]	0.25 - 0.75	
Stranded with ferrules with plastic sleeve	[mm ²]	0.25 - 0.75	
2 conductors with same cross section solid / stranded	[mm ²]	- / -	
2 conductors with same cross section, stranded, with ferrule without plastic sleeve	[mm ²]	-	
2 conductors with same cross section, stranded, with TWIN ferrules with plastic sleeve	[mm ²]	-	
Conductor cross section AWG/kcmil		24 - 16	
Stripping length	[mm]	10	
Tightening torque	[Nm]	-	
Electrical parameters			
Rated current / conductor cross section	[A] / [mm ²]	17.5 / 1.5	
Surge voltage category/degree of pollution		III/3	III / 2
Rated insulation voltage	[V]	500	630
Rated surge voltage	[kV]	6	6
Approval data (UL/CUL)			
Use Group		B	C
Nominal voltage/current	[V] / [A]	300 / 10	300 / 10
AWG		22-16	22-16
General data			
Type of insulation material / insulation material group		PA / I	
Inflammability class in acc. with UL 94		V0	

Printed circuit board terminal, Push-in spring connection, Pitch: 7.62 mm

FFKDS(A)/V2, Linear double pinning



Dimensions	[mm]
Solder pin length	3.4
Length l	10
Height h	16



Ordering data

No. of pos.	Type	Order No.	Pcs./ Pkt.	Width w [mm]
2	FFKDSA1/V2-7,62- 2	1700897	50	7.62
3	FFKDSA1/V2-7,62- 3	1700907	50	15.24

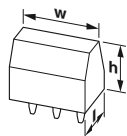


Technical data

Connection capacity				
Solid / stranded	[mm ²]	0.2 - 1.5 / 0.2 - 1.5		
Stranded with ferrules without plastic sleeve	[mm ²]	0.25 - 0.75		
Stranded with ferrules with plastic sleeve	[mm ²]	0.25 - 0.75		
2 conductors with same cross section solid / stranded	[mm ²]	- / -		
2 conductors with same cross section, stranded, with ferrule without plastic sleeve	[mm ²]	-		
2 conductors with same cross section, stranded, with TWIN ferrules with plastic sleeve	[mm ²]	-		
Conductor cross section AWG/kcmil		24 - 16		
Stripping length	[mm]	10		
Tightening torque	[Nm]	-		
Electrical parameters				
Rated current / conductor cross section	[A] / [mm ²]	17.5 / 1.5		
Surge voltage category/degree of pollution		III/3	III / 2	II / 2
Rated insulation voltage	[V]	500	630	1000
Rated surge voltage	[kV]	6	6	6
Approval data (UL/CUL)				
Use Group		B	C	D
Nominal voltage/current	[V] / [A]	300 / 10	-	300 / 10
AWG		22-16	-	22-16
General data				
Type of insulation material / insulation material group		PA / I		
Inflammability class in acc. with UL 94		V0		

Printed circuit board terminal, Spring-cage connection, Pitch: 3.81 mm

ZFKDS(A) 1, Linear double pinning



Dimensions	[mm]
Solder pin length	3.5
Length l	16.9
Height h	15



Ordering data

No. of pos.	Type	Order No.	Pcs./ Pkt.	Width w [mm]
2	ZFKDSA 1-3,81- 2	1889770	50	7.62
4	ZFKDSA 1-3,81- 4	1889783	50	15.24
8	ZFKDSA 1-3,81- 8	1889796	50	30.48
10	ZFKDSA 1-3,81-10	1986576	50	38.1
12	ZFKDSA 1-3,81-12	1932876	50	45.72
16	ZFKDSA 1-3,81-16	1932889	50	60.96



Technical data

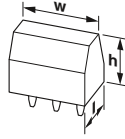
Connection capacity				
Solid / stranded	[mm ²]	0.14 - 1.5 / 0.14 - 1		
Stranded with ferrules without plastic sleeve	[mm ²]	0.25 - 0.5		
Stranded with ferrules with plastic sleeve	[mm ²]	0.25 - 0.5		
2 conductors with same cross section solid / stranded	[mm ²]	- / -		
2 conductors with same cross section, stranded, with ferrule without plastic sleeve	[mm ²]	-		
2 conductors with same cross section, stranded, with TWIN ferrules with plastic sleeve	[mm ²]	-		
Conductor cross section AWG/kcmil		26 - 16		
Stripping length	[mm]	7.5		
Tightening torque	[Nm]	-		
Electrical parameters				
Rated current / conductor cross section	[A] / [mm ²]	12 / 1.5		
Surge voltage category/degree of pollution		III/3	III / 2	II / 2
Rated insulation voltage	[V]	200	200	400
Rated surge voltage	[kV]	2.5	2.5	2.5
Approval data (UL/CUL)				
Use Group		B	C	D
Nominal voltage/current	[V] / [A]	-	-	-
AWG		-	-	-
General data				
Type of insulation material / insulation material group		PA / I		
Inflammability class in acc. with UL 94		V0		

PCB terminal blocks

Conductor cross section up to 1.5 mm² (AWG 16)

Printed circuit board terminal, Spring-cage connection, Pitch: 3.81 mm

ZFKDS(A) 1-W, Linear double pinning



Dimensions	[mm]
Solder pin length	3.5
Length l	17.5
Height h	16

ERL

Ordering data

No. of pos.	Type	Order No.	Pcs./ Pkt.	Width w [mm]
2	ZFKDSA 1-W-3,81- 2	1704498	50	7.62
3	ZFKDSA 1-W-3,81- 3	1706955	50	11.43
4	ZFKDSA 1-W-3,81- 4	1702956	50	
6	ZFKDSA 1-W-3,81- 6	1704646	50	
9	ZFKDSA 1-W-3,81- 9	1747944	50	34.29
10	ZFKDSA 1-W-3,81-10	1747957	50	38.1
13	ZFKDSA 1-W-3,81-13	1747960	50	49.53

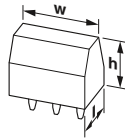



Technical data

Connection capacity			
Solid / stranded	[mm ²]	0.14 - 1.5 / 0.14 - 1	
Stranded with ferrules without plastic sleeve	[mm ²]	0.25 - 0.5	
Stranded with ferrules with plastic sleeve	[mm ²]	0.25 - 0.5	
2 conductors with same cross section solid / stranded	[mm ²]	- / -	
2 conductors with same cross section, stranded, with ferrule without plastic sleeve	[mm ²]	-	
2 conductors with same cross section, stranded, with TWIN ferrules with plastic sleeve	[mm ²]	-	
Conductor cross section AWG/kcmil		26 - 16	
Stripping length	[mm]	7.5	
Tightening torque	[Nm]	-	
Electrical parameters			
Rated current / conductor cross section	[A] / [mm ²]	12 / 1.5	
Surge voltage category/degree of pollution		III/3	III / 2 II / 2
Rated insulation voltage	[V]	160	200 400
Rated surge voltage	[kV]	2.5	2.5 2.5
General data			
Type of insulation material / insulation material group		PA / I	
Inflammability class in acc. with UL 94		V0	

Printed circuit board terminal, Spring-cage connection, Pitch: 5 mm

ZFKDS(A) 1,5C, Linear double pinning



Dimensions	[mm]
Solder pin length	3.5
Length l	14.1
Height h	12.75

ERL

Ordering data

No. of pos.	Type	Order No.	Pcs./ Pkt.	Width w [mm]
2	ZFKDSA 1,5C-5,0- 2	1933998	50	6
3	ZFKDSA 1,5C-5,0- 3	1933969	50	11
4	ZFKDSA 1,5C-5,0- 4	1933972	50	16
5	ZFKDSA 1,5C-5,0- 5	1988451	50	21
6	ZFKDSA 1,5C-5,0- 6	1933985	50	26
8	ZFKDSA 1,5C-5,0- 8	1988477	50	36
10	ZFKDSA 1,5C-5,0-10	1988574	50	41
12	ZFKDSA 1,5C-5,0-12	1729292	50	61
15	ZFKDSA 1,5C-5,0-15	1989188	50	76



Technical data

Connection capacity			
Solid / stranded	[mm ²]	0.2 - 2.5 / 0.2 - 1.5	
Stranded with ferrules without plastic sleeve	[mm ²]	0.25 - 1.5	
Stranded with ferrules with plastic sleeve	[mm ²]	0.25 - 1.5	
2 conductors with same cross section solid / stranded	[mm ²]	- / -	
2 conductors with same cross section, stranded, with ferrule without plastic sleeve	[mm ²]	-	
2 conductors with same cross section, stranded, with TWIN ferrules with plastic sleeve	[mm ²]	-	
Conductor cross section AWG/kcmil		24 - 14	
Stripping length	[mm]	7	
Tightening torque	[Nm]	-	
Electrical parameters			
Rated current / conductor cross section	[A] / [mm ²]	16 / 2.5	
Surge voltage category/degree of pollution		III/3	III / 2 II / 2
Rated insulation voltage	[V]	250	400 630
Rated surge voltage	[kV]	4	4 4
Approval data (UL/CUL)			
Use Group		B	C D
Nominal voltage/current	[V] / [A]	250 / 10	- 300 / 10
AWG		26-12	- 26-12
General data			
Type of insulation material / insulation material group		PA / I	
Inflammability class in acc. with UL 94		V0	

Printed circuit board terminal, Spring-cage connection, Pitch: 5 mm

ZFKKDS(A) 1,5C, Linear pinning



Dimensions	[mm]
Solder pin length	3.7
Length l	21
Height h	26



Ordering data

No. of pos.	Type	Order No.	Pcs./ Pkt.	Width w [mm]
1	ZFKKDS 1,5C-5,0	1889301	50	5

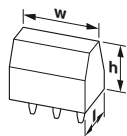


Technical data

Connection capacity				
Solid / stranded	[mm ²]	0.2 - 2.5 / 0.2 - 1.5		
Stranded with ferrules without plastic sleeve	[mm ²]	0.25 - 1.5		
Stranded with ferrules with plastic sleeve	[mm ²]	0.25 - 1.5		
2 conductors with same cross section solid / stranded	[mm ²]	- / -		
2 conductors with same cross section, stranded, with ferrule without plastic sleeve	[mm ²]	-		
2 conductors with same cross section, stranded, with TWIN ferrules with plastic sleeve	[mm ²]	-		
Conductor cross section AWG/kcmil		24 - 14		
Stripping length	[mm]	7		
Tightening torque	[Nm]	-		
Electrical parameters				
Rated current / conductor cross section	[A] / [mm ²]	16 / 2.5		
Surge voltage category/degree of pollution		III/3	III / 2	II / 2
Rated insulation voltage	[V]	250	400	630
Rated surge voltage	[kV]	4	4	4
Approval data (UL/CUL)				
Use Group		B	C	D
Nominal voltage/current	[V] / [A]	250 / 10	-	300 / 10
AWG		26-12	-	26-12
General data				
Type of insulation material / insulation material group		PA / I		
Inflammability class in acc. with UL 94		V0		

Printed circuit board terminal, Spring-cage connection, Pitch: 5.08 mm

ZFKDS(A) 1,5, Linear double pinning



Dimensions	[mm]
Solder pin length	3.5
Length l	16.9
Height h	14.2



Ordering data

No. of pos.	Type	Order No.	Pcs./ Pkt.	Width w [mm]
2	ZFKDSA 1,5-5,08- 2	1891519	50	12.7
3	ZFKDSA 1,5-5,08- 3	1891506	50	17.78
4	ZFKDSA 1,5-5,08- 4	1891496	50	22.86
5	ZFKDSA 1,5-5,08- 5	1995512	50	27.94
6	ZFKDSA 1,5-5,08- 6	1905971	50	33.02
8	ZFKDSA 1,5-5,08- 8	1891250	50	43.18
9	ZFKDSA 1,5-5,08- 9	1890853	50	48.26
10	ZFKDSA 1,5-5,08-10	1906226	10	53.34
11	ZFKDSA 1,5-5,08-11	1906239	10	58.42
12	ZFKDSA 1,5-5,08-12	1905984	10	63.5
16	ZFKDSA 1,5-5,08-16	1870695	10	83.82



Technical data

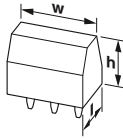
Connection capacity				
Solid / stranded	[mm ²]	0.2 - 2.5 / 0.2 - 1.5		
Stranded with ferrules without plastic sleeve	[mm ²]	0.25 - 1.5		
Stranded with ferrules with plastic sleeve	[mm ²]	0.25 - 1.5		
2 conductors with same cross section solid / stranded	[mm ²]	- / -		
2 conductors with same cross section, stranded, with ferrule without plastic sleeve	[mm ²]	-		
2 conductors with same cross section, stranded, with TWIN ferrules with plastic sleeve	[mm ²]	-		
Conductor cross section AWG/kcmil		24 - 14		
Stripping length	[mm]	7.5		
Tightening torque	[Nm]	-		
Electrical parameters				
Rated current / conductor cross section	[A] / [mm ²]	16 / 2.5		
Surge voltage category/degree of pollution		III/3	III / 2	II / 2
Rated insulation voltage	[V]	250	400	630
Rated surge voltage	[kV]	4	4	4
Approval data (UL/CUL)				
Use Group		B	C	D
Nominal voltage/current	[V] / [A]	250 / 10	-	300 / 10
AWG		26-12	-	26-12
Approval data (CSA)				
Use Group		B	C	D
Nominal voltage/current	[V] / [A]	300 / 10	-	300 / 10
AWG		28-12	-	28-12
General data				
Type of insulation material / insulation material group		PA / I		
Inflammability class in acc. with UL 94		V0		

PCB terminal blocks

Conductor cross section up to 1.5 mm² (AWG 16)

Printed circuit board terminal, Spring-cage connection, Pitch: 5.08 mm

ZFKDS(A) 1,5-W, Linear double pinning



Dimensions	[mm]
Solder pin length	3.5
Length l	16.85
Height h	14.2



Ordering data

No. of pos.	Type	Order No.	Pcs./ Pkt.	Width w [mm]
2	ZFKDSA 1,5-W-5,08- 2	1890743	50	10.16
3	ZFKDSA 1,5-W-5,08- 3	1904558	50	15.21
4	ZFKDSA 1,5-W-5,08- 4	1906268	50	20.32
5	ZFKDSA 1,5-W-5,08- 5	1753802	50	25.4
6	ZFKDSA 1,5-W-5,08- 6	1929083	50	30.48
7	ZFKDSA 1,5-W-5,08- 7	1753815	50	40.64
9	ZFKDSA 1,5-W-5,08- 9	1756896	50	45.72
10	ZFKDSA 1,5-W-5,08-10	1891454	10	50.8
11	ZFKDSA 1,5-W-5,08-11	1706858	50	55.88
12	ZFKDSA 1,5-W-5,08-12	1706977	50	60.96

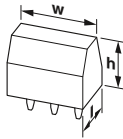


Technical data

Connection capacity				
Solid / stranded	[mm ²]	0.2 - 2.5 / 0.2 - 1.5		
Stranded with ferrules without plastic sleeve	[mm ²]	0.25 - 1.5		
Stranded with ferrules with plastic sleeve	[mm ²]	0.25 - 1.5		
2 conductors with same cross section solid / stranded	[mm ²]	- / -		
2 conductors with same cross section, stranded, with ferrule without plastic sleeve	[mm ²]	-		
2 conductors with same cross section, stranded, with TWIN ferrules with plastic sleeve	[mm ²]	-		
Conductor cross section AWG/kcmil		24 - 14		
Stripping length	[mm]	7.5		
Tightening torque	[Nm]	-		
Electrical parameters				
Rated current / conductor cross section	[A] / [mm ²]	16 / 2.5		
Surge voltage category/degree of pollution		III/3	III / 2	II / 2
Rated insulation voltage	[V]	250	400	630
Rated surge voltage	[kV]	4	4	4
Approval data (CSA)				
Use Group		B	C	D
Nominal voltage/current	[V] / [A]	300 / 10	-	300 / 10
AWG		28-12	-	28-12
General data				
Type of insulation material / insulation material group		PA / I		
Inflammability class in acc. with UL 94		V0		

Printed circuit board terminal, Spring-cage connection, Pitch: 5.08 mm

ZFKKDS(A) 1,5, Linear pinning



Dimensions	[mm]
Solder pin length	3.5
Length l	24
Height h	25.5



Ordering data

No. of pos.	Type	Order No.	Pcs./ Pkt.	Width w [mm]
2	ZFKKDSA 1,5-5,08- 2	1891522	50	11.16
4	ZFKKDSA 1,5-5,08- 4	1891027	50	21.32
5	ZFKKDSA 1,5-5,08- 5	1891742	25	26.4
6	ZFKKDSA 1,5-5,08- 6	1888852	25	31.48
8	ZFKKDSA 1,5-5,08- 8	1891030	10	41.64
9	ZFKKDSA 1,5-5,08- 9	1891331	10	46.72
12	ZFKKDSA 1,5-5,08-12	1891768	10	61.96
16	ZFKKDSA 1,5-5,08-16	1891755	10	82.28

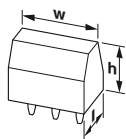


Technical data

Connection capacity				
Solid / stranded	[mm ²]	0.2 - 2.5 / 0.2 - 1.5		
Stranded with ferrules without plastic sleeve	[mm ²]	0.25 - 1.5		
Stranded with ferrules with plastic sleeve	[mm ²]	0.25 - 1.5		
2 conductors with same cross section solid / stranded	[mm ²]	- / -		
2 conductors with same cross section, stranded, with ferrule without plastic sleeve	[mm ²]	-		
2 conductors with same cross section, stranded, with TWIN ferrules with plastic sleeve	[mm ²]	-		
Conductor cross section AWG/kcmil		24 - 14		
Stripping length	[mm]	7.5		
Tightening torque	[Nm]	-		
Electrical parameters				
Rated current / conductor cross section	[A] / [mm ²]	12 / 2.5		
Surge voltage category/degree of pollution		III/3	III / 2	II / 2
Rated insulation voltage	[V]	250	400	630
Rated surge voltage	[kV]	4	4	4
Approval data (UL/CUL)				
Use Group		B	C	D
Nominal voltage/current	[V] / [A]	250 / 10	-	300 / 10
AWG		26-12	-	26-12
Approval data (CSA)				
Use Group		B	C	D
Nominal voltage/current	[V] / [A]	300 / 10	-	300 / 10
AWG		28-12	-	28-12
General data				
Type of insulation material / insulation material group		PA / I		
Inflammability class in acc. with UL 94		V0		

Printed circuit board terminal, Spring-cage connection, Pitch: 5.08 mm

ZFK3DS(A) 1,5, Linear pinning



Dimensions	[mm]
Solder pin length	3.4
Length l	32.2
Height h	36.6



Ordering data

No. of pos.	Type	Order No.	Pcs./ Pkt.	Width w [mm]
2	ZFK3DSA 1,5-5,08- 2	1891292	50	11.16
3	ZFK3DSA 1,5-5,08- 3	1891014	50	16.24
4	ZFK3DSA 1,5-5,08- 4	1891315	50	21.32
5	ZFK3DSA 1,5-5,08- 5	1891302	50	26.4
8	ZFK3DSA 1,5-5,08- 8	1891276	10	41.64
12	ZFK3DSA 1,5-5,08-12	1991671	10	61.96
15	ZFK3DSA 1,5-5,08-15	1934683	10	77.2
16	ZFK3DSA 1,5-5,08-16	1991684	10	82.28

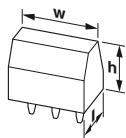


Technical data

Connection capacity				
Solid / stranded	[mm ²]	0.2 - 2.5 / 0.2 - 1.5		
Stranded with ferrules without plastic sleeve	[mm ²]	0.25 - 1.5		
Stranded with ferrules with plastic sleeve	[mm ²]	0.25 - 1.5		
2 conductors with same cross section solid / stranded	[mm ²]	- / -		
2 conductors with same cross section, stranded, with ferrule without plastic sleeve	[mm ²]	-		
2 conductors with same cross section, stranded, with TWIN ferrules with plastic sleeve	[mm ²]	-		
Conductor cross section AWG/kcmil		24 - 14		
Stripping length	[mm]	7.5		
Tightening torque	[Nm]	-		
Electrical parameters				
Rated current / conductor cross section	[A] / [mm ²]	12 / 2.5		
Surge voltage category/degree of pollution		III/3	III / 2	II / 2
Rated insulation voltage	[V]	250	400	630
Rated surge voltage	[kV]	4	4	4
Approval data (UL/CUL)				
Use Group		B	C	D
Nominal voltage/current	[V] / [A]	250 / 10	-	300 / 10
AWG		26-12	-	26-12
Approval data (CSA)				
Use Group		B	C	D
Nominal voltage/current	[V] / [A]	300 / 10	-	300 / 10
AWG		28-12	-	28-12
General data				
Type of insulation material / insulation material group		PA / I		
Inflammability class in acc. with UL 94		V0		

Printed circuit board terminal, Spring-cage connection, Pitch: 5.08 mm

ZFK4DS(A) 1,5, Linear pinning



Dimensions	[mm]
Solder pin length	3.4
Length l	42.4
Height h	47.8



Ordering data

No. of pos.	Type	Order No.	Pcs./ Pkt.	Width w [mm]
2	ZFK4DSA 1,5-5,08- 2	1705666	50	11.16



Technical data

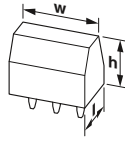
Connection capacity				
Solid / stranded	[mm ²]	0.2 - 2.5 / 0.2 - 1.5		
Stranded with ferrules without plastic sleeve	[mm ²]	0.25 - 1.5		
Stranded with ferrules with plastic sleeve	[mm ²]	0.25 - 1.5		
2 conductors with same cross section solid / stranded	[mm ²]	- / -		
2 conductors with same cross section, stranded, with ferrule without plastic sleeve	[mm ²]	-		
2 conductors with same cross section, stranded, with TWIN ferrules with plastic sleeve	[mm ²]	-		
Conductor cross section AWG/kcmil		24 - 14		
Stripping length	[mm]	7.5		
Tightening torque	[Nm]	-		
Electrical parameters				
Rated current / conductor cross section	[A] / [mm ²]	12 / 2.5		
Surge voltage category/degree of pollution		III/3	III / 2	II / 2
Rated insulation voltage	[V]	250	400	630
Rated surge voltage	[kV]	4	4	4
Approval data (UL/CUL)				
Use Group		B	C	D
Nominal voltage/current	[V] / [A]	250 / 10	-	300 / 10
AWG		26-12	-	26-12
General data				
Type of insulation material / insulation material group		- / -		
Inflammability class in acc. with UL 94		-		

PCB terminal blocks

Conductor cross section up to 1.5 mm² (AWG 16)

Printed circuit board terminal, Spring-cage connection, Pitch: 5 mm

ZFKDS(A) 1,5C-EX, Linear pinning



Dimensions	[mm]
Solder pin length	3.5
Length l	14.1
Height h	13

UL US EAC Ex



Technical data

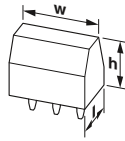
Ex marking	0344 ^{Ex} II 2G / Ex eb IIC Gb
Examination certificate	PTB 06ATEX1073 U
IECEx certificate	IECEx PTB 06.0096.U
Connection capacity	
Solid / stranded	[mm ²] 0.2 - 2.5 / 0.2 - 1.5
Solid / stranded	AWG 24 - 14 / 24 - 16
Stripping length	[mm] 7
Tightening torque clamping space	[Nm] -
Electrical parameters	
Rated current / conductor cross section	[A] / [mm ²] 16 / 1.5
Rated voltage	[V] 176
General data	
Type of insulation material / insulation material group	PA / I
Inflammability class in acc. with UL 94	V0

Ordering data

No. of pos.	Type	Order No.	Pcs./ Pkt.	Width w [mm]
1	ZFKDS 1,5C-5,0-EX	1732111	50	5
1	ZFKDSA 1,5C-6,0-EX	1732124	50	5

Printed circuit board terminal, Spring-cage connection, Pitch: 5 mm

ZFKDS(A) 1,5C-EX PROFINET, Linear pinning



Dimensions	[mm]
Solder pin length	3.5
Length l	14.1
Height h	12.75

UL US EAC Ex



Technical data

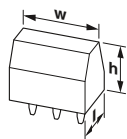
Ex marking	0344 ^{Ex} II 2G / Ex eb IIC Gb
Examination certificate	PTB 06ATEX1073 U
IECEx certificate	IECEx PTB 06.0096.U
Connection capacity	
Solid / stranded	[mm ²] 0.2 - 2.5 / 0.2 - 1.5
Solid / stranded	AWG 24 - 14 / 24 - 16
Stripping length	[mm] 7
Tightening torque clamping space	[Nm] -
Electrical parameters	
Rated current / conductor cross section	[A] / [mm ²] 16 / 1.5
Rated voltage	[V] 176
General data	
Type of insulation material / insulation material group	PA / I
Inflammability class in acc. with UL 94	V0

Ordering data

No. of pos.	Type	Order No.	Pcs./ Pkt.	Width w [mm]
4	ZFKDSA 1,5C-5,0- 4-EXPROFINET1	1033571	50	21
4	ZFKDSA 1,5C-5,0- 4-EXPROFINET2	1033604	50	21

Printed circuit board terminal, Screw connection with wire protector, Pitch: 5 mm

PT 1,5/..-V, Linear pinning



Dimensions	[mm]
Solder pin length	3.5
Length l	11.4
Height h	9



Ordering data

No. of pos.	Type	Order No.	Pcs./ Pkt.	Width w [mm]
2	PT 1,5/ 2-5,0-V	1935310	250	10
3	PT 1,5/ 3-5,0-V	1935323	250	15
4	PT 1,5/ 4-5,0-V	1935336	250	20
5	PT 1,5/ 5-5,0-V	1935349	100	25
6	PT 1,5/ 6-5,0-V	1935352	100	30
7	PT 1,5/ 7-5,0-V	1935365	100	35
8	PT 1,5/ 8-5,0-V	1935378	100	40
9	PT 1,5/ 9-5,0-V	1935381	100	45
10	PT 1,5/10-5,0-V	1935394	100	50
11	PT 1,5/11-5,0-V	1935404	50	55
12	PT 1,5/12-5,0-V	1935417	50	60
13	PT 1,5/13-5,0-V	1935420	50	65
14	PT 1,5/14-5,0-V	1935433	50	70
15	PT 1,5/15-5,0-V	1935446	50	75
16	PT 1,5/16-5,0-V	1935459	50	80

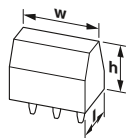


Technical data

Connection capacity			
Solid / stranded	[mm ²]	0.2 - 2.5 / 0.2 - 2.5	
Stranded with ferrules without plastic sleeve	[mm ²]	0.25 - 1.5	
Stranded with ferrules with plastic sleeve	[mm ²]	0.25 - 1.5	
2 conductors with same cross section solid / stranded	[mm ²]	0.2 - 0.75 / 0.2 - 0.75	
2 conductors with same cross section, stranded, with ferrule without plastic sleeve	[mm ²]	0.25 - 0.34	
2 conductors with same cross section, stranded, with TWIN ferrules with plastic sleeve	[mm ²]	0.5 - 0.75	
Conductor cross section AWG/kcmil			
26 - 14			
Stripping length	[mm]	5	
Tightening torque	[Nm]	0.35 - 0.4	
Electrical parameters			
Rated current / conductor cross section	[A] / [mm ²]	17.5 / 2.5	
Surge voltage category/degree of pollution		III/3	III / 2 II / 2
Rated insulation voltage	[V]	250	400 630
Rated surge voltage	[kV]	4	4 4
Approval data (UL/CUL)			
Use Group		B	C D
Nominal voltage/current	[V] / [A]	300 / 18	- 300 / 10
AWG		26-12	- 26-12
General data			
Type of insulation material / insulation material group		PA / I	
Inflammability class in acc. with UL 94		V0	

Printed circuit board terminal, Screw connection with wire protector, Pitch: 5 mm

PTA 1,5, Linear front pinning



Dimensions	[mm]
Solder pin length	3.5
Length l	12.8
Height h	11.9



Ordering data

No. of pos.	Type	Order No.	Pcs./ Pkt.	Width w [mm]
2	PTA 1,5/ 2-5,0	1988804	250	10
3	PTA 1,5/ 3-5,0	1988817	250	15
4	PTA 1,5/ 4-5,0	1988820	250	20
5	PTA 1,5/ 5-5,0	1988833	100	25
6	PTA 1,5/ 6-5,0	1988846	100	30
7	PTA 1,5/ 7-5,0	1988859	100	35
8	PTA 1,5/ 8-5,0	1988862	100	40
9	PTA 1,5/ 9-5,0	1988875	100	45
10	PTA 1,5/10-5,0	1988888	100	50
11	PTA 1,5/11-5,0	1988891	50	55
12	PTA 1,5/12-5,0	1988901	50	60
13	PTA 1,5/13-5,0	1988914	50	65
14	PTA 1,5/14-5,0	1988927	50	70
15	PTA 1,5/15-5,0	1988930	50	75
16	PTA 1,5/16-5,0	1988943	50	80



Technical data

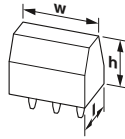
Connection capacity			
Solid / stranded	[mm ²]	0.14 - 2.5 / 0.14 - 2.5	
Stranded with ferrules without plastic sleeve	[mm ²]	0.25 - 1.5	
Stranded with ferrules with plastic sleeve	[mm ²]	0.25 - 1.5	
2 conductors with same cross section solid / stranded	[mm ²]	0.14 - 1 / 0.14 - 0.75	
2 conductors with same cross section, stranded, with ferrule without plastic sleeve	[mm ²]	0.25 - 0.34	
2 conductors with same cross section, stranded, with TWIN ferrules with plastic sleeve	[mm ²]	0.25 - 0.75	
Conductor cross section AWG/kcmil			
26 - 14			
Stripping length	[mm]	5	
Tightening torque	[Nm]	0.35 - 0.4	
Electrical parameters			
Rated current / conductor cross section	[A] / [mm ²]	17.5 / 2.5	
Surge voltage category/degree of pollution		III/3	III / 2 II / 2
Rated insulation voltage	[V]	250	400 630
Rated surge voltage	[kV]	4	4 4
Approval data (UL/CUL)			
Use Group		B	C D
Nominal voltage/current	[V] / [A]	300 / 15	- 300 / 10
AWG		26-12	- 26-12
General data			
Type of insulation material / insulation material group		PA / I	
Inflammability class in acc. with UL 94		V0	

PCB terminal blocks

Conductor cross section up to 2.5 mm² (AWG 14)

Printed circuit board terminal, Screw connection with tension sleeve, Pitch: 5 mm

MKDSN 2,5/...-HT, Linear pinning



Dimensions	[mm]
Solder pin length	3.5
Length l	9.5
Height h	15



Ordering data

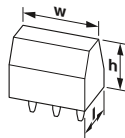
No. of pos.	Type	Order No.	Pcs./ Pkt.	Width w [mm]
2	MKDSN 2,5/ 2 HT BK	1985920	50	10
3	MKDSN 2,5/ 3 HT BK	1985933	50	15

Technical data

Connection capacity			
Solid / stranded	[mm ²]	0.2 - 2.5 / 0.2 - 2.5	
Stranded with ferrules without plastic sleeve	[mm ²]	0.25 - 2.5	
Stranded with ferrules with plastic sleeve	[mm ²]	0.25 - 2.5	
2 conductors with same cross section solid / stranded	[mm ²]	0.2 - 0.75 / 0.2 - 0.75	
2 conductors with same cross section, stranded, with ferrule without plastic sleeve	[mm ²]	0.25 - 0.75	
2 conductors with same cross section, stranded, with TWIN ferrules with plastic sleeve	[mm ²]	0.5 - 1.5	
Conductor cross section AWG/kcmil		24 - 14	
Stripping length	[mm]	6.5	
Tightening torque	[Nm]	0.5 - 0.6	
Electrical parameters			
Rated current / conductor cross section	[A] / [mm ²]	16 / 2.5	
Surge voltage category/degree of pollution		III/3	III / 2
Rated insulation voltage	[V]	200	320
Rated surge voltage	[kV]	4	4
Approval data (UL/CUL)			
Use Group		B	C
Nominal voltage/current	[V] / [A]	300 / 20	300 / 10
AWG		30-12	30-12
General data			
Type of insulation material / insulation material group		PA / IIIa	
Inflammability class in acc. with UL 94		V0	

Printed circuit board terminal, Screw connection with tension sleeve, Pitch: 5.08 mm

MKDSN 2,5/...-HT, Linear pinning



Dimensions	[mm]
Solder pin length	3.5
Length l	9.5
Height h	15



Ordering data

No. of pos.	Type	Order No.	Pcs./ Pkt.	Width w [mm]
2	MKDSN 2,5/ 2-5,08 HT BK	1985946	50	10.16
3	MKDSN 2,5/ 3-5,08 HT BK	1985959	50	15.24
4	MKDSN 2,5/ 4-5,08 HT BK	1826185	50	20.32

Technical data

Connection capacity			
Solid / stranded	[mm ²]	0.2 - 2.5 / 0.2 - 2.5	
Stranded with ferrules without plastic sleeve	[mm ²]	0.25 - 2.5	
Stranded with ferrules with plastic sleeve	[mm ²]	0.25 - 2.5	
2 conductors with same cross section solid / stranded	[mm ²]	0.2 - 0.75 / 0.2 - 0.75	
2 conductors with same cross section, stranded, with ferrule without plastic sleeve	[mm ²]	0.25 - 0.75	
2 conductors with same cross section, stranded, with TWIN ferrules with plastic sleeve	[mm ²]	0.5 - 1.5	
Conductor cross section AWG/kcmil		24 - 14	
Stripping length	[mm]	6.5	
Tightening torque	[Nm]	0.5 - 0.6	
Electrical parameters			
Rated current / conductor cross section	[A] / [mm ²]	16 / 2.5	
Surge voltage category/degree of pollution		III/3	III / 2
Rated insulation voltage	[V]	200	630
Rated surge voltage	[kV]	4	4
Approval data (UL/CUL)			
Use Group		B	C
Nominal voltage/current	[V] / [A]	300 / 20	300 / 10
AWG		30-12	30-12
General data			
Type of insulation material / insulation material group		PA / IIIa	
Inflammability class in acc. with UL 94		V0	

Printed circuit board terminal, Screw connection with tension sleeve, Pitch: 5 mm

MKDS 3/...-HT, Linear pinning



Dimensions	[mm]
Solder pin length	5
Length l	11.2
Height h	18



Ordering data

No. of pos.	Type	Order No.	Pcs./ Pkt.	Width w [mm]
2	MKDS 3/ 2 HT BK	1985962	50	10
3	MKDS 3/ 3 HT BK	1985975	50	15

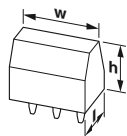


Technical data

Connection capacity				
Solid / stranded	[mm ²]	0.2 - 4 / 0.2 - 2.5		
Stranded with ferrules without plastic sleeve	[mm ²]	0.25 - 2.5		
Stranded with ferrules with plastic sleeve	[mm ²]	0.25 - 1.5		
2 conductors with same cross section solid / stranded	[mm ²]	0.2 - 1.5 / 0.2 - 1.5		
2 conductors with same cross section, stranded, with ferrule without plastic sleeve	[mm ²]	0.25 - 0.75		
2 conductors with same cross section, stranded, with TWIN ferrules with plastic sleeve	[mm ²]	0.5 - 1.5		
Conductor cross section AWG/kcmil		24 - 12		
Stripping length	[mm]	8		
Tightening torque	[Nm]	0.5 - 0.6		
Electrical parameters				
Rated current / conductor cross section	[A] / [mm ²]	24 / 4		
Surge voltage category/degree of pollution		III/3	III / 2	II / 2
Rated insulation voltage	[V]	200	320	320
Rated surge voltage	[kV]	4	4	4
Approval data (UL/CUL)				
Use Group		B	C	D
Nominal voltage/current	[V] / [A]	300 / 15	-	300 / 10
AWG		30-12	-	30-12
Approval data (CSA)				
Use Group		B	C	D
Nominal voltage/current	[V] / [A]	300 / 10	-	300 / 10
AWG		28-12	-	28-12
General data				
Type of insulation material / insulation material group		PA / IIIa		
Inflammability class in acc. with UL 94		V0		

Printed circuit board terminal, Screw connection with tension sleeve, Pitch: 5.08 mm

MKDS 3/...-HT, Linear pinning



Dimensions	[mm]
Solder pin length	5
Length l	11.2
Height h	18



Ordering data

No. of pos.	Type	Order No.	Pcs./ Pkt.	Width w [mm]
2	MKDS 3/ 2-5.08 HT BK	1985988	50	10.16
3	MKDS 3/ 3-5.08 HT BK	1985991	50	15.24



Technical data

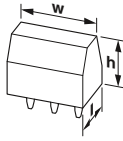
Connection capacity				
Solid / stranded	[mm ²]	0.2 - 4 / 0.2 - 2.5		
Stranded with ferrules without plastic sleeve	[mm ²]	0.25 - 2.5		
Stranded with ferrules with plastic sleeve	[mm ²]	0.25 - 1.5		
2 conductors with same cross section solid / stranded	[mm ²]	0.2 - 1.5 / 0.2 - 1.5		
2 conductors with same cross section, stranded, with ferrule without plastic sleeve	[mm ²]	0.25 - 0.75		
2 conductors with same cross section, stranded, with TWIN ferrules with plastic sleeve	[mm ²]	0.5 - 1.5		
Conductor cross section AWG/kcmil		24 - 12		
Stripping length	[mm]	8		
Tightening torque	[Nm]	0.5 - 0.6		
Electrical parameters				
Rated current / conductor cross section	[A] / [mm ²]	24 / 4		
Surge voltage category/degree of pollution		III/3	III / 2	II / 2
Rated insulation voltage	[V]	200	320	630
Rated surge voltage	[kV]	4	4	4
Approval data (UL/CUL)				
Use Group		B	C	D
Nominal voltage/current	[V] / [A]	300 / 15	-	300 / 10
AWG		30-12	-	30-12
Approval data (CSA)				
Use Group		B	C	D
Nominal voltage/current	[V] / [A]	300 / 10	-	300 / 10
AWG		28-12	-	28-12
General data				
Type of insulation material / insulation material group		PA / IIIa		
Inflammability class in acc. with UL 94		V0		

PCB terminal blocks

Conductor cross section up to 2.5 mm² (AWG 14)

Printed circuit board terminal, Screw connection with tension sleeve, Pitch: 5 mm

MKDSN 2,5, Linear pinning



Dimensions	[mm]
Solder pin length	3.5
Length l	9.5
Height h	15



Ordering data

No. of pos.	Type	Order No.	Pcs./ Pkt.	Width w [mm]
2	MKDSN 2,5/ 2	1890963	250	10
3	MKDSN 2,5/ 3	1890976	250	15
4	MKDSN 2,5/ 4	1890989	250	20
5	MKDSN 2,5/ 5	1905683	50	25
6	MKDSN 2,5/ 6	1905120	50	30
7	MKDSN 2,5/ 7	1989152	50	35
8	MKDSN 2,5/ 8	1905719	50	40
9	MKDSN 2,5/ 9	1931194	50	45
10	MKDSN 2,5/10	1933943	50	50
12	MKDSN 2,5/12	1930179	50	60
13	MKDSN 2,5/13	1933956	50	65
18	MKDSN 2,5/18	1708006	50	90

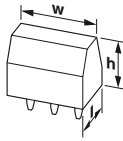


Technical data

Connection capacity				
Solid / stranded	[mm ²]	0.2 - 2.5 / 0.2 - 2.5		
Stranded with ferrules without plastic sleeve	[mm ²]	0.25 - 2.5		
Stranded with ferrules with plastic sleeve	[mm ²]	0.25 - 2.5		
2 conductors with same cross section solid / stranded	[mm ²]	0.2 - 0.75 / 0.2 - 0.75		
2 conductors with same cross section, stranded, with ferrule without plastic sleeve	[mm ²]	0.25 - 0.75		
2 conductors with same cross section, stranded, with TWIN ferrules with plastic sleeve	[mm ²]	0.5 - 1.5		
Conductor cross section AWG/kcmil		24 - 14		
Stripping length	[mm]	6.5		
Tightening torque	[Nm]	0.5 - 0.6		
Electrical parameters				
Rated current / conductor cross section	[A] / [mm ²]	16 / 2.5		
Surge voltage category/degree of pollution		III/3	III / 2	II / 2
Rated insulation voltage	[V]	250	400	630
Rated surge voltage	[kV]	4	4	4
Approval data (UL/CUL)				
Use Group		B	C	D
Nominal voltage/current	[V] / [A]	300 / 20	-	300 / 10
AWG		30-12	-	30-12
General data				
Type of insulation material / insulation material group		PA / I		
Inflammability class in acc. with UL 94		V0		

Printed circuit board terminal, Screw connection with tension sleeve, Pitch: 5.08 mm

MKDSN 2,5, Linear pinning



Dimensions	[mm]
Solder pin length	3.5
Length l	9.5
Height h	15



Ordering data

No. of pos.	Type	Order No.	Pcs./ Pkt.	Width w [mm]
2	MKDSN 2,5/ 2-5,08	1888687	250	10.16
3	MKDSN 2,5/ 3-5,08	1888690	250	15.24
4	MKDSN 2,5/ 4-5,08	1888700	250	20.32
5	MKDSN 2,5/ 5-5,08	1931644	50	25.4
6	MKDSN 2,5/ 6-5,08	1989405	50	30.48
7	MKDSN 2,5/ 7-5,08	1991338	50	35.56
8	MKDSN 2,5/ 8-5,08	1936005	50	40.64
10	MKDSN 2,5/10-5,08	1991341	50	50.8
11	MKDSN 2,5/11-5,08	1994157	50	55.88
12	MKDSN 2,5/12-5,08	1829713	50	60.96
14	MKDSN 2,5/14-5,08	1994610	50	71.12
17	MKDSN 2,5/17-5,08	1702363	50	86.36



Technical data

Connection capacity				
Solid / stranded	[mm ²]	0.2 - 2.5 / 0.2 - 2.5		
Stranded with ferrules without plastic sleeve	[mm ²]	0.25 - 2.5		
Stranded with ferrules with plastic sleeve	[mm ²]	0.25 - 2.5		
2 conductors with same cross section solid / stranded	[mm ²]	0.2 - 0.75 / 0.2 - 0.75		
2 conductors with same cross section, stranded, with ferrule without plastic sleeve	[mm ²]	0.25 - 0.75		
2 conductors with same cross section, stranded, with TWIN ferrules with plastic sleeve	[mm ²]	0.5 - 1.5		
Conductor cross section AWG/kcmil		24 - 14		
Stripping length	[mm]	6.5		
Tightening torque	[Nm]	0.5 - 0.6		
Electrical parameters				
Rated current / conductor cross section	[A] / [mm ²]	16 / 2.5		
Surge voltage category/degree of pollution		III/3	III / 2	II / 2
Rated insulation voltage	[V]	250	400	630
Rated surge voltage	[kV]	4	4	4
Approval data (UL/CUL)				
Use Group		B	C	D
Nominal voltage/current	[V] / [A]	300 / 20	-	300 / 10
AWG		30-12	-	30-12
General data				
Type of insulation material / insulation material group		PA / I		
Inflammability class in acc. with UL 94		V0		

Printed circuit board terminal, Screw connection with tension sleeve, Pitch: 5.08 mm

SMKDS 2,5, Linear pinning



Dimensions	[mm]
Solder pin length	3.5
Length l	14.25
Height h	19.4



Ordering data

No. of pos.	Type	Order No.	Pcs./ Pkt.	Width w [mm]
2	SMKDS 2,5/ 2-5,08	1705469	50	10.16
3	SMKDS 2,5/ 3-5,08	1705472	50	15.24
4	SMKDS 2,5/ 4-5,08	1995664	50	20.32
5	SMKDS 2,5/ 5-5,08	1702558	50	25.4
6	SMKDS 2,5/ 6-5,08	1736777	50	30.48
7	SMKDS 2,5/ 7-5,08	1766174	50	35.56
8	SMKDS 2,5/ 8-5,08	1736845	50	40.64
10	SMKDS 2,5/10-5,08	1736780	50	50.8
16	SMKDS 2,5/16-5,08	1736764	50	81.28

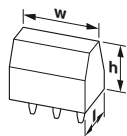


Technical data

Connection capacity				
Solid / stranded	[mm ²]	0.14 - 2.5 / 0.14 - 2.5		
Stranded with ferrules without plastic sleeve	[mm ²]	0.25 - 2.5		
Stranded with ferrules with plastic sleeve	[mm ²]	0.25 - 2.5		
2 conductors with same cross section solid / stranded	[mm ²]	0.14 - 0.75 / 0.14 - 0.75		
2 conductors with same cross section, stranded, with ferrule without plastic sleeve	[mm ²]	0.25 - 0.75		
2 conductors with same cross section, stranded, with TWIN ferrules with plastic sleeve	[mm ²]	0.5 - 1.5		
Conductor cross section AWG/kcmil		26 - 14		
Stripping length	[mm]	11		
Tightening torque	[Nm]	0.5 - 0.6		
Electrical parameters				
Rated current / conductor cross section	[A] / [mm ²]	20 / 2.5		
Surge voltage category/degree of pollution		III/3	III / 2	II / 2
Rated insulation voltage	[V]	250	400	630
Rated surge voltage	[kV]	4	4	4
Approval data (UL/CUL)				
Use Group		B	C	D
Nominal voltage/current	[V] / [A]	250 / 10	-	300 / 10
AWG		30-12	-	30-12
Approval data (CSA)				
Use Group		B	C	D
Nominal voltage/current	[V] / [A]	300 / 10	-	300 / 10
AWG		28-12	-	28-12
General data				
Type of insulation material / insulation material group		PA / I		
Inflammability class in acc. with UL 94		V0		

Printed circuit board terminal, Screw connection with tension sleeve, Pitch: 5 mm

MKDS 3, Linear pinning



Dimensions	[mm]
Solder pin length	5
Length l	11.2
Height h	18



Ordering data

No. of pos.	Type	Order No.	Pcs./ Pkt.	Width w [mm]
2	MKDS 3/ 2	1711026	100	10
3	MKDS 3/ 3	1711039	100	15
4	MKDS 3/ 4	1711042	50	20
5	MKDS 3/ 5	1711631	50	25
6	MKDS 3/ 6	1711301	50	30
7	MKDS 3/ 7	1891852	50	35
8	MKDS 3/ 8	1711084	50	40
9	MKDS 3/ 9	1733842	50	45
10	MKDS 3/10	1712601	50	50
11	MKDS 3/11	1730793	50	55
12	MKDS 3/12	1711123	50	60
14	MKDS 3/14	1711673	50	70



Technical data

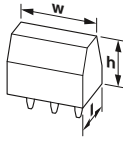
Connection capacity				
Solid / stranded	[mm ²]	0.2 - 4 / 0.2 - 2.5		
Stranded with ferrules without plastic sleeve	[mm ²]	0.25 - 2.5		
Stranded with ferrules with plastic sleeve	[mm ²]	0.25 - 2.5		
2 conductors with same cross section solid / stranded	[mm ²]	0.2 - 1.5 / 0.2 - 1.5		
2 conductors with same cross section, stranded, with ferrule without plastic sleeve	[mm ²]	0.25 - 0.75		
2 conductors with same cross section, stranded, with TWIN ferrules with plastic sleeve	[mm ²]	0.5 - 1.5		
Conductor cross section AWG/kcmil		24 - 12		
Stripping length	[mm]	8		
Tightening torque	[Nm]	0.5 - 0.6		
Electrical parameters				
Rated current / conductor cross section	[A] / [mm ²]	24 / 4		
Surge voltage category/degree of pollution		III/3	III / 2	II / 2
Rated insulation voltage	[V]	250	400	630
Rated surge voltage	[kV]	4	4	4
Approval data (UL/CUL)				
Use Group		B	C	D
Nominal voltage/current	[V] / [A]	300 / 15	-	300 / 10
AWG		30-12	-	30-12
Approval data (CSA)				
Use Group		B	C	D
Nominal voltage/current	[V] / [A]	300 / 10	-	300 / 10
AWG		28-12	-	28-12
General data				
Type of insulation material / insulation material group		PA / I		
Inflammability class in acc. with UL 94		V0		

PCB terminal blocks

Conductor cross section up to 2.5 mm² (AWG 14)

Printed circuit board terminal, Screw connection with tension sleeve, Pitch: 5.08 mm

MKDS 3, Linear pinning



Dimensions	[mm]
Solder pin length	5
Length l	11.2
Height h	18

UL US ENEC SEV DNV GL

Ordering data

No. of pos.	Type	Order No.	Pcs./ Pkt.	Width w [mm]
2	MKDS 3/ 2-5,08	1711725	100	10.16
4	MKDS 3/ 4-5,08	1712805	50	20.32
5	MKDS 3/ 5-5,08	1905201	50	25.4
7	MKDS 3/ 7-5,08	1758658	50	35.56
8	MKDS 3/ 8-5,08	1712708	50	40.64
9	MKDS 3/ 9-5,08	1707331	50	45.72
10	MKDS 3/10-5,08	1718414	50	50.8
12	MKDS 3/12-5,08	1714308	50	60.96
14	MKDS 3/14-5,08	1713367	50	71.12
16	MKDS 3/16-5,08	1889097	50	81.28

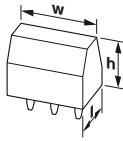


Technical data

Connection capacity			
Solid / stranded	[mm ²]	0.2 - 4 / 0.2 - 2.5	
Stranded with ferrules without plastic sleeve	[mm ²]	0.25 - 2.5	
Stranded with ferrules with plastic sleeve	[mm ²]	0.25 - 2.5	
2 conductors with same cross section solid / stranded	[mm ²]	0.2 - 1.5 / 0.2 - 1.5	
2 conductors with same cross section, stranded, with ferrule without plastic sleeve	[mm ²]	0.25 - 0.75	
2 conductors with same cross section, stranded, with TWIN ferrules with plastic sleeve	[mm ²]	0.5 - 1.5	
Conductor cross section AWG/kcmil		24 - 12	
Stripping length	[mm]	8	
Tightening torque	[Nm]	0.5 - 0.6	
Electrical parameters			
Rated current / conductor cross section	[A] / [mm ²]	24 / 4	
Surge voltage category/degree of pollution		III/3	III / 2 II / 2
Rated insulation voltage	[V]	250	400 630
Rated surge voltage	[kV]	4	4 4
Approval data (UL/CUL)			
Use Group		B	C D
Nominal voltage/current	[V] / [A]	300 / 15	- 300 / 10
AWG		30-12	- 30-12
Approval data (CSA)			
Use Group		B	C D
Nominal voltage/current	[V] / [A]	300 / 10	- 300 / 10
AWG		28-12	- 28-12
General data			
Type of insulation material / insulation material group		PA / I	
Inflammability class in acc. with UL 94		V0	

Printed circuit board terminal, Screw connection with tension sleeve, Pitch: 5.08 mm

MKDSP 3, Linear pinning



Dimensions	[mm]
Solder pin length	5
Length l	12.8
Height h	18

UL US ENEC SEV

Ordering data

No. of pos.	Type	Order No.	Pcs./ Pkt.	Width w [mm]
2	MKDSP 3/ 2-5,08	1714722	50	10.16
3	MKDSP 3/ 3-5,08	1714735	50	15.24



Technical data

Connection capacity			
Solid / stranded	[mm ²]	0.2 - 4 / 0.2 - 2.5	
Stranded with ferrules without plastic sleeve	[mm ²]	0.25 - 2.5	
Stranded with ferrules with plastic sleeve	[mm ²]	0.25 - 2.5	
2 conductors with same cross section solid / stranded	[mm ²]	0.2 - 1.5 / 0.2 - 1.5	
2 conductors with same cross section, stranded, with ferrule without plastic sleeve	[mm ²]	0.25 - 0.75	
2 conductors with same cross section, stranded, with TWIN ferrules with plastic sleeve	[mm ²]	0.5 - 1.5	
Conductor cross section AWG/kcmil		24 - 12	
Stripping length	[mm]	8	
Tightening torque	[Nm]	0.5 - 0.6	
Electrical parameters			
Rated current / conductor cross section	[A] / [mm ²]	24 / 4	
Surge voltage category/degree of pollution		III/3	III / 2 II / 2
Rated insulation voltage	[V]	250	400 630
Rated surge voltage	[kV]	4	4 4
Approval data (UL/CUL)			
Use Group		B	C D
Nominal voltage/current	[V] / [A]	250 / 15	- 300 / 10
AWG		30-12	- 30-12
General data			
Type of insulation material / insulation material group		PA / I	
Inflammability class in acc. with UL 94		V0	

Printed circuit board terminal, Screw connection with tension sleeve, Pitch: 5.08 mm

MKDS 3/...-B, Linear pinning



Dimensions	[mm]
Solder pin length	5
Length l	11.2
Height h	18



Ordering data

No. of pos.	Type	Order No.	Pcs./ Pkt.	Width w [mm]
2	MKDS 3/ 2-B-5,08	1707904	50	10.16
3	MKDS 3/ 3-B-5,08	1707917	50	15.24

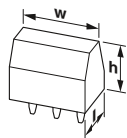


Technical data

Connection capacity				
Solid / stranded	[mm ²]	0.2 - 4 / 0.2 - 2.5		
Stranded with ferrules without plastic sleeve	[mm ²]	0.25 - 2.5		
Stranded with ferrules with plastic sleeve	[mm ²]	0.25 - 2.5		
2 conductors with same cross section solid / stranded	[mm ²]	0.2 - 1.5 / 0.2 - 1.5		
2 conductors with same cross section, stranded, with ferrule without plastic sleeve	[mm ²]	0.25 - 0.75		
2 conductors with same cross section, stranded, with TWIN ferrules with plastic sleeve	[mm ²]	0.5 - 1.5		
Conductor cross section AWG/kcmil		24 - 12		
Stripping length	[mm]	8		
Tightening torque	[Nm]	0.5 - 0.6		
Electrical parameters				
Rated current / conductor cross section	[A] / [mm ²]	24 / 4		
Surge voltage category/degree of pollution		III/3	III / 2	II / 2
Rated insulation voltage	[V]	250	400	630
Rated surge voltage	[kV]	4	4	4
Approval data (UL/CUL)				
Use Group		B	C	D
Nominal voltage/current	[V] / [A]	300 / 15	-	300 / 10
AWG		30-12	-	30-12
Approval data (CSA)				
Use Group		B	C	D
Nominal voltage/current	[V] / [A]	300 / 10	-	300 / 10
AWG		28-12	-	28-12
General data				
Type of insulation material / insulation material group		PA / I		
Inflammability class in acc. with UL 94		V0		

Printed circuit board terminal, Screw connection with tension sleeve, Pitch: 5 mm

SMKDS 3, Linear pinning



Dimensions	[mm]
Solder pin length	4.5
Length l	16
Height h	18



Ordering data

No. of pos.	Type	Order No.	Pcs./ Pkt.	Width w [mm]
2	SMKDS 3/ 2	1713024	100	10
3	SMKDS 3/ 3	1713037	100	15
4	SMKDS 3/ 4	1713082	100	20
6	SMKDS 3/ 6	1713121	50	30
8	SMKDS 3/ 8	1713066	50	40
12	SMKDS 3/12	1713105	50	60



Technical data

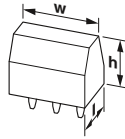
Connection capacity				
Solid / stranded	[mm ²]	0.2 - 4 / 0.2 - 2.5		
Stranded with ferrules without plastic sleeve	[mm ²]	0.25 - 2.5		
Stranded with ferrules with plastic sleeve	[mm ²]	0.25 - 2.5		
2 conductors with same cross section solid / stranded	[mm ²]	0.2 - 1.5 / 0.2 - 1.5		
2 conductors with same cross section, stranded, with ferrule without plastic sleeve	[mm ²]	0.25 - 0.75		
2 conductors with same cross section, stranded, with TWIN ferrules with plastic sleeve	[mm ²]	0.5 - 1.5		
Conductor cross section AWG/kcmil		24 - 12		
Stripping length	[mm]	8		
Tightening torque	[Nm]	0.5 - 0.6		
Electrical parameters				
Rated current / conductor cross section	[A] / [mm ²]	24 / 4		
Surge voltage category/degree of pollution		III/3	III / 2	II / 2
Rated insulation voltage	[V]	250	400	630
Rated surge voltage	[kV]	4	4	4
Approval data (UL/CUL)				
Use Group		B	C	D
Nominal voltage/current	[V] / [A]	250 / 15	-	300 / 10
AWG		30-12	-	30-12
Approval data (CSA)				
Use Group		B	C	D
Nominal voltage/current	[V] / [A]	300 / 10	-	300 / 10
AWG		28-12	-	28-12
General data				
Type of insulation material / insulation material group		PA / I		
Inflammability class in acc. with UL 94		V0		

PCB terminal blocks

Conductor cross section up to 2.5 mm² (AWG 14)

Printed circuit board terminal, Screw connection with tension sleeve, Pitch: 5.08 mm

SMKDS 3, Linear pinning



Dimensions	[mm]
Solder pin length	4.5
Length l	16
Height h	18



Ordering data

No. of pos.	Type	Order No.	Pcs./ Pkt.	Width w [mm]
2	SMKDS 3/ 2-5,08	1713723	100	10.16
3	SMKDS 3/ 3-5,08	1713736	100	15.24
4	SMKDS 3/ 4-5,08	1713040	100	20.32
5	SMKDS 3/ 5-5,08	1713309	50	25.4
6	SMKDS 3/ 6-5,08	1713286	50	30.48
7	SMKDS 3/ 7-5,08	1888849	50	35.56
9	SMKDS 3/ 9-5,08	1809597	50	45.72
15	SMKDS 3/15-5,08	1809607	50	76.2
18	SMKDS 3/18-5,08	1809610	50	91.44

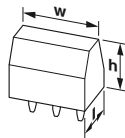


Technical data

Connection capacity				
Solid / stranded	[mm ²]	0.2 - 4 / 0.2 - 2.5		
Stranded with ferrules without plastic sleeve	[mm ²]	0.25 - 2.5		
Stranded with ferrules with plastic sleeve	[mm ²]	0.25 - 2.5		
2 conductors with same cross section solid / stranded	[mm ²]	0.2 - 1.5 / 0.2 - 1.5		
2 conductors with same cross section, stranded, with ferrule without plastic sleeve	[mm ²]	0.25 - 0.75		
2 conductors with same cross section, stranded, with TWIN ferrules with plastic sleeve	[mm ²]	0.5 - 1.5		
Conductor cross section AWG/kcmil		24 - 12		
Stripping length	[mm]	8		
Tightening torque	[Nm]	0.5 - 0.6		
Electrical parameters				
Rated current / conductor cross section	[A] / [mm ²]	24 / 4		
Surge voltage category/degree of pollution		III/3	III / 2	II / 2
Rated insulation voltage	[V]	250	400	630
Rated surge voltage	[kV]	4	4	4
Approval data (UL/CUL)				
Use Group		B	C	D
Nominal voltage/current	[V] / [A]	250 / 15	-	300 / 10
AWG		30-12	-	30-12
Approval data (CSA)				
Use Group		B	C	D
Nominal voltage/current	[V] / [A]	300 / 10	-	300 / 10
AWG		28-12	-	28-12
General data				
Type of insulation material / insulation material group		PA / I		
Inflammability class in acc. with UL 94		V0		

Printed circuit board terminal, Screw connection with tension sleeve, Pitch: 5 mm

MKDSFW 3, Linear pinning



Dimensions	[mm]
Solder pin length	5
Length l	20.5
Height h	11.7



Ordering data

No. of pos.	Type	Order No.	Pcs./ Pkt.	Width w [mm]
2	MKDSFW 3/ 2	1771529	50	10
3	MKDSFW 3/ 3	1771260	50	15



Technical data

Connection capacity				
Solid / stranded	[mm ²]	0.2 - 4 / 0.2 - 2.5		
Stranded with ferrules without plastic sleeve	[mm ²]	0.25 - 1		
Stranded with ferrules with plastic sleeve	[mm ²]	0.25 - 1		
2 conductors with same cross section solid / stranded	[mm ²]	0.2 - 1.5 / 0.2 - 1.5		
2 conductors with same cross section, stranded, with ferrule without plastic sleeve	[mm ²]	0.25 - 0.75		
2 conductors with same cross section, stranded, with TWIN ferrules with plastic sleeve	[mm ²]	0.5 - 1.5		
Conductor cross section AWG/kcmil		24 - 12		
Stripping length	[mm]	8		
Tightening torque	[Nm]	0.5 - 0.6		
Electrical parameters				
Rated current / conductor cross section	[A] / [mm ²]	24 / 4		
Surge voltage category/degree of pollution		III/3	III / 2	II / 2
Rated insulation voltage	[V]	250	400	630
Rated surge voltage	[kV]	4	4	4
Approval data (UL/CUL)				
Use Group		B	C	D
Nominal voltage/current	[V] / [A]	250 / 16	-	300 / 10
AWG		30-12	-	30-12
Approval data (CSA)				
Use Group		B	C	D
Nominal voltage/current	[V] / [A]	300 / 10	-	300 / 10
AWG		28-12	-	28-12
General data				
Type of insulation material / insulation material group		PA / I		
Inflammability class in acc. with UL 94		V2		

Printed circuit board terminal, Screw connection with tension sleeve, Pitch: 5 mm

MKDSF 3, Linear pinning



Dimensions	[mm]
Solder pin length	4.1
Length l	18
Height h	11.2



Ordering data

No. of pos.	Type	Order No.	Pcs./ Pkt.	Width w [mm]
2	MKDSF 3/ 2	1712025	50	10
3	MKDSF 3/ 3	1712038	50	15

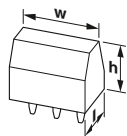


Technical data

Connection capacity				
Solid / stranded	[mm ²]	0.2 - 4 / 0.2 - 2.5		
Stranded with ferrules without plastic sleeve	[mm ²]	0.25 - 2.5		
Stranded with ferrules with plastic sleeve	[mm ²]	0.25 - 2.5		
2 conductors with same cross section solid / stranded	[mm ²]	0.2 - 1.5 / 0.2 - 1.5		
2 conductors with same cross section, stranded, with ferrule without plastic sleeve	[mm ²]	0.25 - 0.75		
2 conductors with same cross section, stranded, with TWIN ferrules with plastic sleeve	[mm ²]	0.5 - 1.5		
Conductor cross section AWG/kcmil		24 - 12		
Stripping length	[mm]	8		
Tightening torque	[Nm]	0.5 - 0.6		
Electrical parameters				
Rated current / conductor cross section	[A] / [mm ²]	24 / 4		
Surge voltage category/degree of pollution		III/3	III / 2	II / 2
Rated insulation voltage	[V]	250	400	630
Rated surge voltage	[kV]	4	4	4
Approval data (UL/CUL)				
Use Group		B	C	D
Nominal voltage/current	[V] / [A]	250 / 15	-	300 / 10
AWG		30-12	-	30-12
Approval data (CSA)				
Use Group		B	C	D
Nominal voltage/current	[V] / [A]	300 / 10	-	300 / 10
AWG		28-12	-	28-12
General data				
Type of insulation material / insulation material group		PA / I		
Inflammability class in acc. with UL 94		V0		

Printed circuit board terminal, Screw connection with tension sleeve, Pitch: 5.08 mm

MKDSF 3, Linear pinning



Dimensions	[mm]
Solder pin length	4.1
Length l	18
Height h	12



Ordering data

No. of pos.	Type	Order No.	Pcs./ Pkt.	Width w [mm]
2	MKDSF 3/ 2-5,08	1712724	50	10.16
3	MKDSF 3/ 3-5,08	1712737	50	15.24



Technical data

Connection capacity				
Solid / stranded	[mm ²]	0.2 - 4 / 0.2 - 2.5		
Stranded with ferrules without plastic sleeve	[mm ²]	0.25 - 2.5		
Stranded with ferrules with plastic sleeve	[mm ²]	0.25 - 2.5		
2 conductors with same cross section solid / stranded	[mm ²]	0.2 - 1.5 / 0.2 - 1.5		
2 conductors with same cross section, stranded, with ferrule without plastic sleeve	[mm ²]	0.25 - 0.75		
2 conductors with same cross section, stranded, with TWIN ferrules with plastic sleeve	[mm ²]	0.5 - 1.5		
Conductor cross section AWG/kcmil		24 - 12		
Stripping length	[mm]	8		
Tightening torque	[Nm]	0.5 - 0.6		
Electrical parameters				
Rated current / conductor cross section	[A] / [mm ²]	24 / 4		
Surge voltage category/degree of pollution		III/3	III / 2	II / 2
Rated insulation voltage	[V]	250	400	630
Rated surge voltage	[kV]	4	4	4
Approval data (UL/CUL)				
Use Group		B	C	D
Nominal voltage/current	[V] / [A]	250 / 15	-	300 / 10
AWG		30-12	-	30-12
Approval data (CSA)				
Use Group		B	C	D
Nominal voltage/current	[V] / [A]	300 / 10	-	300 / 10
AWG		28-12	-	28-12
General data				
Type of insulation material / insulation material group		PA / I		
Inflammability class in acc. with UL 94		V0		

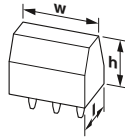

PCB terminal blocks

Conductor cross section up to 2.5 mm² (AWG 14)

Printed circuit board terminal, Screw connection with tension sleeve, Pitch: 5.08 mm

TDPT 2,5/..-SC, Linear double pinning

new



Dimensions	[mm]
Solder pin length	3.5
Length l	18
Height h	19



Ordering data

No. of pos.	Type	Order No.	Pcs./ Pkt.	Width w [mm]
2	TDPT 2,5/ 2-SC-5,08	1017491	50	10.96
3	TDPT 2,5/ 3-SC-5,08	1017492	50	16.04
4	TDPT 2,5/ 4-SC-5,08	1017493	50	21.12
5	TDPT 2,5/ 5-SC-5,08	1017494	50	26.2
6	TDPT 2,5/ 6-SC-5,08	1017495	50	31.28
7	TDPT 2,5/ 7-SC-5,08	1017496	50	36.36
8	TDPT 2,5/ 8-SC-5,08	1017497	50	41.44
9	TDPT 2,5/ 9-SC-5,08	1017498	50	46.52
10	TDPT 2,5/ 10-SC-5,08	1017499	50	51.6
11	TDPT 2,5/ 11-SC-5,08	1017501	50	56.68
12	TDPT 2,5/ 12-SC-5,08	1017502	50	61.76

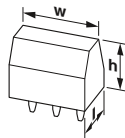


Technical data

Connection capacity				
Solid / stranded	[mm ²]	0.2 - 4 / 0.2 - 2.5		
Stranded with ferrules without plastic sleeve	[mm ²]	0.2 - 2.5		
Stranded with ferrules with plastic sleeve	[mm ²]	0.2 - 2.5		
2 conductors with same cross section solid / stranded	[mm ²]	0.2 - 1.5 / 0.2 - 1.5		
2 conductors with same cross section, stranded, with ferrule without plastic sleeve	[mm ²]	-		
2 conductors with same cross section, stranded, with TWIN ferrules with plastic sleeve	[mm ²]	0.5 - 0.75		
Conductor cross section AWG/kcmil		24 - 12		
Stripping length	[mm]	10		
Tightening torque	[Nm]	0.5 - 0.6		
Electrical parameters				
Rated current / conductor cross section		[A] / [mm ²]	24 / 4	
Surge voltage category/degree of pollution			III / 3	III / 2
Rated insulation voltage		[V]	320	400
Rated surge voltage		[kV]	4	4
Approval data (UL/CUL)				
Use Group			B	C
Nominal voltage/current		[V] / [A]	300 / 20	150 / 20
AWG			24-12	24-12
General data				
Type of insulation material / insulation material group			PA / I	
Inflammability class in acc. with UL 94			V0	

Printed circuit board terminal, Screw connection with tension sleeve, Pitch: 5 mm

MKKDS 3, Linear pinning



Dimensions	[mm]
Solder pin length	5
Length l	22.3
Height h	31.5



Ordering data

No. of pos.	Type	Order No.	Pcs./ Pkt.	Width w [mm]
2	MKKDS 3/ 2	1721029	50	12.5
3	MKKDS 3/ 3	1721032	50	17.5
4	MKKDS 3/ 4	1703895	50	22.5
9	MKKDS 3/ 9	1805119	50	47.5
10	MKKDS 3/ 10	1703252	50	52.5



Technical data

Connection capacity				
Solid / stranded	[mm ²]	0.2 - 4 / 0.2 - 2.5		
Stranded with ferrules without plastic sleeve	[mm ²]	0.25 - 1.5		
Stranded with ferrules with plastic sleeve	[mm ²]	0.25 - 2.5		
2 conductors with same cross section solid / stranded	[mm ²]	0.2 - 1.5 / 0.2 - 1.5		
2 conductors with same cross section, stranded, with ferrule without plastic sleeve	[mm ²]	0.25 - 0.75		
2 conductors with same cross section, stranded, with TWIN ferrules with plastic sleeve	[mm ²]	0.5 - 0.5		
Conductor cross section AWG/kcmil		24 - 12		
Stripping length	[mm]	7		
Tightening torque	[Nm]	0.5 - 0.6		
Electrical parameters				
Rated current / conductor cross section		[A] / [mm ²]	22 / 4	
Surge voltage category/degree of pollution			III / 3	III / 2
Rated insulation voltage		[V]	250	400
Rated surge voltage		[kV]	4	4
Approval data (UL/CUL)				
Use Group			B	C
Nominal voltage/current		[V] / [A]	125 / 15	300 / 10
AWG			30-12	30-12
General data				
Type of insulation material / insulation material group			PA / I	
Inflammability class in acc. with UL 94			V0	

Printed circuit board terminal, Screw connection with tension sleeve, Pitch: 5.08 mm

MKKDS 3, Linear pinning



Dimensions	[mm]
Solder pin length	5
Length l	22.3
Height h	31.5



Ordering data

No. of pos.	Type	Order No.	Pcs./ Pkt.	Width w [mm]
2	MKKDS 3/ 2-5,08	1721728	50	12.7
3	MKKDS 3/ 3-5,08	1721731	50	17.78
4	MKKDS 3/ 4-5,08	1889987	50	22.86
5	MKKDS 3/ 5-5,08	1907759	50	27.94
8	MKKDS 3/ 8-5,08	1870909	50	43.18
13	MKKDS 3/13-5,08	1864888	50	17.78
20	MKKDS 3/20-5,08	1709947	10	104.14

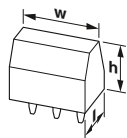


Technical data

Connection capacity				
Solid / stranded	[mm ²]	0.2 - 4 / 0.2 - 2.5		
Stranded with ferrules without plastic sleeve	[mm ²]	0.25 - 1.5		
Stranded with ferrules with plastic sleeve	[mm ²]	0.25 - 2.5		
2 conductors with same cross section solid / stranded	[mm ²]	0.2 - 1.5 / 0.2 - 1.5		
2 conductors with same cross section, stranded, with ferrule without plastic sleeve	[mm ²]	0.25 - 0.75		
2 conductors with same cross section, stranded, with TWIN ferrules with plastic sleeve	[mm ²]	0.5 - 0.5		
Conductor cross section AWG/kcmil		24 - 12		
Stripping length	[mm]	7		
Tightening torque	[Nm]	0.5 - 0.6		
Electrical parameters				
Rated current / conductor cross section	[A] / [mm ²]	22 / 4		
Surge voltage category/degree of pollution		III/3	III / 2	II / 2
Rated insulation voltage	[V]	250	400	630
Rated surge voltage	[kV]	4	4	4
Approval data (UL/CUL)				
Use Group		B	C	D
Nominal voltage/current	[V] / [A]	125 / 15	-	300 / 10
AWG		30-12	-	30-12
General data				
Type of insulation material / insulation material group		PA / I		
Inflammability class in acc. with UL 94		V0		

Printed circuit board terminal, Screw connection with tension sleeve, Pitch: 5 mm

MKKDSG 3, Linear pinning



Dimensions	[mm]
Solder pin length	5
Length l	22.3
Height h	31.4



Ordering data

No. of pos.	Type	Order No.	Pcs./ Pkt.	Width w [mm]
2	MKKDSG 3/ 2	1721090	50	10
3	MKKDSG 3/ 3	1721087	50	15



Technical data

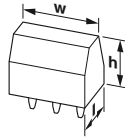
Connection capacity				
Solid / stranded	[mm ²]	0.2 - 4 / 0.2 - 2.5		
Stranded with ferrules without plastic sleeve	[mm ²]	0.25 - 1.5		
Stranded with ferrules with plastic sleeve	[mm ²]	0.25 - 2.5		
2 conductors with same cross section solid / stranded	[mm ²]	0.2 - 1.5 / 0.2 - 1.5		
2 conductors with same cross section, stranded, with ferrule without plastic sleeve	[mm ²]	0.25 - 0.75		
2 conductors with same cross section, stranded, with TWIN ferrules with plastic sleeve	[mm ²]	0.5 - 0.5		
Conductor cross section AWG/kcmil		24 - 12		
Stripping length	[mm]	7		
Tightening torque	[Nm]	0.5 - 0.6		
Electrical parameters				
Rated current / conductor cross section	[A] / [mm ²]	17.5 / 4		
Surge voltage category/degree of pollution		III/3	III / 2	II / 2
Rated insulation voltage	[V]	250	400	630
Rated surge voltage	[kV]	4	4	4
Approval data (UL/CUL)				
Use Group		B	C	D
Nominal voltage/current	[V] / [A]	125 / 10	-	300 / 10
AWG		30-12	-	30-12
Approval data (CSA)				
Use Group		B	C	D
Nominal voltage/current	[V] / [A]	300 / 10	-	300 / 10
AWG		28-12	-	28-12
General data				
Type of insulation material / insulation material group		PA / I		
Inflammability class in acc. with UL 94		V0		

PCB terminal blocks

Conductor cross section up to 2.5 mm² (AWG 14)

Printed circuit board terminal, Screw connection with tension sleeve, Pitch: 5 mm

MKKDSH 3, Linear pinning



Dimensions	[mm]
Solder pin length	5
Length l	11.1
Height h	31.5



Ordering data

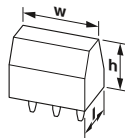
No. of pos.	Type	Order No.	Pcs./ Pkt.	Width w [mm]
2	MKKDSH 3/ 2	1721045	50	10
2	MKKDSH 3/ 2	1721045	50	10



Technical data				
Connection capacity				
Solid / stranded	[mm ²]	0.2 - 4 / 0.2 - 2.5		
Stranded with ferrules without plastic sleeve	[mm ²]	0.25 - 1.5		
Stranded with ferrules with plastic sleeve	[mm ²]	0.25 - 2.5		
2 conductors with same cross section solid / stranded	[mm ²]	0.2 - 1.5 / 0.2 - 1.5		
2 conductors with same cross section, stranded, with ferrule without plastic sleeve	[mm ²]	0.25 - 0.75		
2 conductors with same cross section, stranded, with TWIN ferrules with plastic sleeve	[mm ²]	0.5 - 1.5		
Conductor cross section AWG/kcmil		24 - 12		
Stripping length	[mm]	7		
Tightening torque	[Nm]	0.5 - 0.6		
Electrical parameters				
Rated current / conductor cross section	[A] / [mm ²]	24 / 4		
Surge voltage category/degree of pollution		III/3	III / 2	II / 2
Rated insulation voltage	[V]	250	400	630
Rated surge voltage	[kV]	4	4	4
Approval data (UL/CUL)				
Use Group		B	C	D
Nominal voltage/current	[V] / [A]	125 / 15	-	300 / 10
AWG		30-12	-	30-12
General data				
Type of insulation material / insulation material group		PA / I		
Inflammability class in acc. with UL 94		V0		

Printed circuit board terminal, Screw connection with tension sleeve, Pitch: 5.08 mm

MK3DS 3, Linear pinning



Dimensions	[mm]
Solder pin length	5
Length l	33.6
Height h	44.8



Ordering data

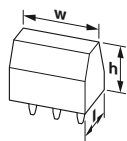
No. of pos.	Type	Order No.	Pcs./ Pkt.	Width w [mm]
2	MK3DS 3/ 2-5,08	1723014	50	12.7
3	MK3DS 3/ 3-5,08	1723027	50	17.78



Technical data				
Connection capacity				
Solid / stranded	[mm ²]	0.2 - 4 / 0.2 - 2.5		
Stranded with ferrules without plastic sleeve	[mm ²]	0.25 - 1.5		
Stranded with ferrules with plastic sleeve	[mm ²]	0.25 - 2.5		
2 conductors with same cross section solid / stranded	[mm ²]	0.2 - 1.5 / 0.2 - 1.5		
2 conductors with same cross section, stranded, with ferrule without plastic sleeve	[mm ²]	0.25 - 0.75		
2 conductors with same cross section, stranded, with TWIN ferrules with plastic sleeve	[mm ²]	0.5 - 0.5		
Conductor cross section AWG/kcmil		24 - 12		
Stripping length	[mm]	7		
Tightening torque	[Nm]	0.5 - 0.6		
Electrical parameters				
Rated current / conductor cross section	[A] / [mm ²]	17.5 / 4		
Surge voltage category/degree of pollution		III/3	III / 2	II / 2
Rated insulation voltage	[V]	250	400	630
Rated surge voltage	[kV]	4	4	4
Approval data (UL/CUL)				
Use Group		B	C	D
Nominal voltage/current	[V] / [A]	125 / 20	-	300 / 10
AWG		30-12	-	30-12
Approval data (CSA)				
Use Group		B	C	D
Nominal voltage/current	[V] / [A]	300 / 10	-	300 / 10
AWG		28-12	-	28-12
General data				
Type of insulation material / insulation material group		PA / I		
Inflammability class in acc. with UL 94		V0		

Printed circuit board terminal, Screw connection with tension sleeve, Pitch: 5.08 mm

MK3DSH 3, Linear pinning



Dimensions	[mm]
Solder pin length	5
Length l	12.1
Height h	44.8



Ordering data

No. of pos.	Type	Order No.	Pcs./ Pkt.	Width w [mm]
2	MK3DSH 3/ 2-5,08	1723182	50	10.16
3	MK3DSH 3/ 3-5,08	1723195	50	15.24

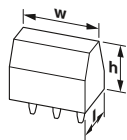


Technical data

Connection capacity				
Solid / stranded	[mm ²]	0.2 - 4 / 0.2 - 2.5		
Stranded with ferrules without plastic sleeve	[mm ²]	0.25 - 1.5		
Stranded with ferrules with plastic sleeve	[mm ²]	0.25 - 2.5		
2 conductors with same cross section solid / stranded	[mm ²]	0.2 - 1.5 / 0.2 - 1.5		
2 conductors with same cross section, stranded, with ferrule without plastic sleeve	[mm ²]	0.25 - 0.75		
2 conductors with same cross section, stranded, with TWIN ferrules with plastic sleeve	[mm ²]	0.5 - 1.5		
Conductor cross section AWG/kcmil		24 - 12		
Stripping length	[mm]	7		
Tightening torque	[Nm]	0.5 - 0.6		
Electrical parameters				
Rated current / conductor cross section	[A] / [mm ²]	24 / 4		
Surge voltage category/degree of pollution		III/3	III / 2	II / 2
Rated insulation voltage	[V]	250	400	630
Rated surge voltage	[kV]	4	4	4
Approval data (UL/CUL)				
Use Group		B	C	D
Nominal voltage/current	[V] / [A]	125 / 15	-	300 / 10
AWG		30-12	-	30-12
General data				
Type of insulation material / insulation material group		PA / I		
Inflammability class in acc. with UL 94		V0		

Printed circuit board terminal, Screw connection with tension sleeve, Pitch: 5.08 mm

MK3DSMH 3, Linear pinning



Dimensions	[mm]
Solder pin length	5
Length l	23.1
Height h	44.8



Ordering data

No. of pos.	Type	Order No.	Pcs./ Pkt.	Width w [mm]
2	MK3DSMH 3/ 2-5,08	1723205	50	10.16
3	MK3DSMH 3/ 3-5,08	1723218	50	15.24



Technical data

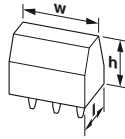
Connection capacity				
Solid / stranded	[mm ²]	0.2 - 4 / 0.2 - 2.5		
Stranded with ferrules without plastic sleeve	[mm ²]	0.25 - 1.5		
Stranded with ferrules with plastic sleeve	[mm ²]	0.25 - 2.5		
2 conductors with same cross section solid / stranded	[mm ²]	0.2 - 1.5 / 0.2 - 1.5		
2 conductors with same cross section, stranded, with ferrule without plastic sleeve	[mm ²]	0.25 - 0.75		
2 conductors with same cross section, stranded, with TWIN ferrules with plastic sleeve	[mm ²]	0.5 - 0.5		
Conductor cross section AWG/kcmil		24 - 12		
Stripping length	[mm]	7		
Tightening torque	[Nm]	0.5 - 0.6		
Electrical parameters				
Rated current / conductor cross section	[A] / [mm ²]	22 / 4		
Surge voltage category/degree of pollution		III/3	III / 2	II / 2
Rated insulation voltage	[V]	250	400	630
Rated surge voltage	[kV]	4	4	4
Approval data (UL/CUL)				
Use Group		B	C	D
Nominal voltage/current	[V] / [A]	125 / 15	-	300 / 10
AWG		30-12	-	30-12
General data				
Type of insulation material / insulation material group		PA / I		
Inflammability class in acc. with UL 94		V0		

PCB terminal blocks

Conductor cross section up to 2.5 mm² (AWG 14)

Printed circuit board terminal, Screw connection with tension sleeve, Pitch: 5 mm

MKKDSH 3-EX, Linear pinning



Dimensions	[mm]
Solder pin length	5
Length l	11.1
Height h	31.5

Ex: EAC Ex

Ordering data

No. of pos.	Type	Order No.	Pcs./ Pkt.	Width w [mm]
2	MKKDSH 3/ 2-EX	1869790	50	10
3	MKKDSH 3/ 3-EX	1869800	50	15

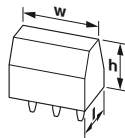


Technical data

Ex marking	0344 II 2G / Ex eb IIC Gb
Examination certificate	KEMA 01ATEX2130 U
IECEx certificate	IECEx KEM 07.0019 U
Connection capacity	
Solid / stranded	[mm ²] 0.2 - 4 / 0.2 - 2.5
Solid / stranded	AWG 24 - 12 / 24 - 14
Stripping length	[mm] 7
Tightening torque clamping space	[Nm] 0.5 - 0.6
Electrical parameters	
Rated current / conductor cross section	[A] / [mm ²] 20 / 2.5
Rated voltage	[V] 176
General data	
Type of insulation material / insulation material group	PA / I
Inflammability class in acc. with UL 94	V0

Printed circuit board terminal, Screw connection with tension sleeve, Pitch: 5.08 mm

MK3DSH 3-EX, Linear pinning



Dimensions	[mm]
Solder pin length	5
Length l	12.1
Height h	44.8

Ex: EAC Ex

Ordering data

No. of pos.	Type	Order No.	Pcs./ Pkt.	Width w [mm]
2	MK3DSH 3/ 2-5,08-EX	1869774	50	10.16
3	MK3DSH 3/ 3-5,08-EX	1869787	50	15.24

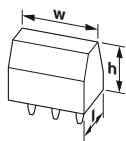


Technical data

Ex marking	0344 II 2G / Ex eb IIC Gb
Examination certificate	KEMA 01ATEX2130 U
IECEx certificate	IECEx KEM 07.0019 U
Connection capacity	
Solid / stranded	[mm ²] 0.2 - 4 / 0.2 - 2.5
Solid / stranded	AWG 24 - 12 / 24 - 14
Stripping length	[mm] 7
Tightening torque clamping space	[Nm] 0.5 - 0.6
Electrical parameters	
Rated current / conductor cross section	[A] / [mm ²] 20 / 2.5
Rated voltage	[V] 176
General data	
Type of insulation material / insulation material group	PA / I
Inflammability class in acc. with UL 94	V0

Printed circuit board terminal, Screw connection with tension sleeve, Pitch: 5.08 mm

MK3DSMH 3-EX, Linear pinning



Dimensions	[mm]
Solder pin length	5
Length l	23.1
Height h	44.8

ERC
Ex: EAC Ex

Ordering data

No. of pos.	Type	Order No.	Pcs./ Pkt.	Width w [mm]
2	MK3DSMH 3/ 2-5,08-EX	1870255	50	10.16
3	MK3DSMH 3/ 3-5,08-EX	1870268	50	15.24

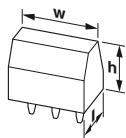


Technical data

Ex marking	0344 Ex II 2G / Ex eb IIC Gb
Examination certificate	KEMA 01ATEX2130 U
IECEx certificate	IECEx KEM 07.0019 U
Connection capacity	
Solid / stranded	[mm ²] 0.2 - 4 / 0.2 - 2.5
Solid / stranded	AWG 24 - 12 / 24 - 14
Stripping length	[mm] 7
Tightening torque clamping space	[Nm] 0.5 - 0.6
Electrical parameters	
Rated current / conductor cross section	[A] / [mm ²] 19 / 2.5
Rated voltage	[V] 176
General data	
Type of insulation material / insulation material group	PA / I
Inflammability class in acc. with UL 94	V0

Printed circuit board terminal, Screw connection with tension sleeve, Pitch: 5 mm

KDS 2,5, Linear pinning



Dimensions	[mm]
Solder pin length	3.6
Length l	17.55
Height h	18

ERC

Ordering data

No. of pos.	Type	Order No.	Pcs./ Pkt.	Width w [mm]
1	KDS 2,5	1705016	50	5



Technical data

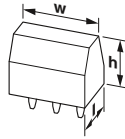
Connection capacity	
Solid / stranded	[mm ²] 0.2 - 4 / 0.2 - 2.5
Stranded with ferrules without plastic sleeve	[mm ²] 0.25 - 2.5
Stranded with ferrules with plastic sleeve	[mm ²] 0.25 - 1.5
2 conductors with same cross section solid / stranded	[mm ²] 0.2 - 1 / 0.2 - 1.5
2 conductors with same cross section, stranded, with ferrule without plastic sleeve	[mm ²] 0.25 - 0.5
2 conductors with same cross section, stranded, with TWIN ferrules with plastic sleeve	[mm ²] 0.5 - 1
Conductor cross section AWG/kcmil	24 - 12
Stripping length	[mm] 9
Tightening torque	[Nm] 0.5 - 0.6
Electrical parameters	
Rated current / conductor cross section	[A] / [mm ²] 24 / 4
Surge voltage category/degree of pollution	III/3 III / 2 II / 2
Rated insulation voltage	[V] 250 400 630
Rated surge voltage	[kV] 4 4 4
Approval data (UL/CUL)	
Use Group	B C D
Nominal voltage/current	[V] / [A] 250 / 15 - 300 / 10
AWG	30-12 - 30-12
Approval data (CSA)	
Use Group	B C D
Nominal voltage/current	[V] / [A] 300 / 10 - 300 / 10
AWG	24-12 - 24-12
General data	
Type of insulation material / insulation material group	PA / I
Inflammability class in acc. with UL 94	V2

PCB terminal blocks

Conductor cross section up to 2.5 mm² (AWG 14)

Printed circuit board terminal, Screw connection with tension sleeve, Pitch: 5.08 mm

KDS 3-MT, Linear double pinning



Dimensions	[mm]
Solder pin length	3.5
Length l	27
Height h	37



Ordering data

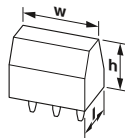
No. of pos.	Type	Order No.	Pcs./ Pkt.	Width w [mm]
1	KDS 3-MT	1780015	50	5.08



Technical data			
Connection capacity			
Solid / stranded	[mm ²]	0.2 - 4 / 0.2 - 4	
Stranded with ferrules without plastic sleeve	[mm ²]	0.25 - 2.5	
Stranded with ferrules with plastic sleeve	[mm ²]	0.25 - 1.5	
2 conductors with same cross section solid / stranded	[mm ²]	0.2 - 1 / 0.2 - 1	
2 conductors with same cross section, stranded, with ferrule without plastic sleeve	[mm ²]	0.25 - 0.75	
2 conductors with same cross section, stranded, with TWIN ferrules with plastic sleeve	[mm ²]	0.5 - 1	
Conductor cross section AWG/kcmil		24 - 12	
Stripping length	[mm]	8	
Tightening torque	[Nm]	0.5 - 0.6	
Electrical parameters			
Rated current / conductor cross section	[A] / [mm ²]	15 / 4	
Surge voltage category/degree of pollution		III/3	III / 2
Rated insulation voltage	[V]	320	320
Rated surge voltage	[kV]	4	4
Approval data (UL/CUL)			
Use Group		B	C
Nominal voltage/current	[V] / [A]	250 / 15	300 / 10
AWG		28-12	28-12
Approval data (CSA)			
Use Group		B	C
Nominal voltage/current	[V] / [A]	300 / 10	300 / 10
AWG		24-12	24-12
General data			
Type of insulation material / insulation material group		PA / I	
Inflammability class in acc. with UL 94		V0	

Printed circuit board terminal, Screw connection with tension sleeve, Pitch: 5.08 mm

KDS 3-PMT, Linear double pinning



Dimensions	[mm]
Solder pin length	3.5
Length l	27
Height h	36



Ordering data

No. of pos.	Type	Order No.	Pcs./ Pkt.	Width w [mm]
1	KDS 3-PMT	1780028	50	5.08



Technical data			
Connection capacity			
Solid / stranded	[mm ²]	0.2 - 4 / 0.2 - 2.5	
Stranded with ferrules without plastic sleeve	[mm ²]	0.25 - 1.5	
Stranded with ferrules with plastic sleeve	[mm ²]	0.25 - 1.5	
2 conductors with same cross section solid / stranded	[mm ²]	0.2 - 1 / 0.2 - 1	
2 conductors with same cross section, stranded, with ferrule without plastic sleeve	[mm ²]	0.25 - 0.75	
2 conductors with same cross section, stranded, with TWIN ferrules with plastic sleeve	[mm ²]	0.5 - 1	
Conductor cross section AWG/kcmil		24 - 12	
Stripping length	[mm]	8	
Tightening torque	[Nm]	0.5 - 0.6	
Electrical parameters			
Rated current / conductor cross section	[A] / [mm ²]	13.5 / 4	
Surge voltage category/degree of pollution		III/3	III / 2
Rated insulation voltage	[V]	320	320
Rated surge voltage	[kV]	4	4
Approval data (UL/CUL)			
Use Group		B	C
Nominal voltage/current	[V] / [A]	250 / 15	300 / 10
AWG		28-12	28-12
General data			
Type of insulation material / insulation material group		PA / I	
Inflammability class in acc. with UL 94		V2	

Printed circuit board terminal, Screw connection with tension sleeve, Pitch: 7.62 mm

GMKDS 3, Linear pinning



Dimensions	[mm]
Solder pin length	5
Length l	11.2
Height h	18



Ordering data

No. of pos.	Type	Order No.	Pcs./ Pkt.	Width w [mm]
2	GMKDS 3/ 2-7,62	1731721	100	15.24
3	GMKDS 3/ 3-7,62	1731734	100	22.86

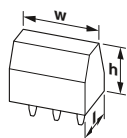


Technical data

Connection capacity				
Solid / stranded	[mm ²]	0.2 - 4 / 0.2 - 2.5		
Stranded with ferrules without plastic sleeve	[mm ²]	0.25 - 2.5		
Stranded with ferrules with plastic sleeve	[mm ²]	0.25 - 2.5		
2 conductors with same cross section solid / stranded	[mm ²]	0.2 - 1.5 / 0.2 - 1.5		
2 conductors with same cross section, stranded, with ferrule without plastic sleeve	[mm ²]	0.25 - 0.75		
2 conductors with same cross section, stranded, with TWIN ferrules with plastic sleeve	[mm ²]	0.5 - 1.5		
Conductor cross section AWG/kcmil		24 - 12		
Stripping length	[mm]	8		
Tightening torque	[Nm]	0.5 - 0.6		
Electrical parameters				
Rated current / conductor cross section	[A] / [mm ²]	24 / 4		
Surge voltage category/degree of pollution		III/3	III / 2	II / 2
Rated insulation voltage	[V]	500	630	1000
Rated surge voltage	[kV]	6	6	6
Approval data (UL/CUL)				
Use Group		B	C	D
Nominal voltage/current	[V] / [A]	250 / 15	-	300 / 10
AWG		30-12	-	30-12
Approval data (CSA)				
Use Group		B	C	D
Nominal voltage/current	[V] / [A]	300 / 10	-	300 / 10
AWG		28-12	-	28-12
General data				
Type of insulation material / insulation material group		PA / I		
Inflammability class in acc. with UL 94		V0		

Printed circuit board terminal, Screw connection with tension sleeve, Pitch: 7.5 mm

GMKDSP 3, Linear pinning

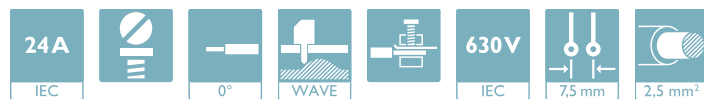


Dimensions	[mm]
Solder pin length	5
Length l	12.8
Height h	18



Ordering data

No. of pos.	Type	Order No.	Pcs./ Pkt.	Width w [mm]
2	GMKDSP 3/ 2	1732021	50	15
3	GMKDSP 3/ 3	1732034	50	22.5



Technical data

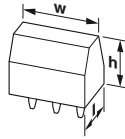
Connection capacity				
Solid / stranded	[mm ²]	0.2 - 4 / 0.2 - 2.5		
Stranded with ferrules without plastic sleeve	[mm ²]	0.25 - 2.5		
Stranded with ferrules with plastic sleeve	[mm ²]	0.25 - 2.5		
2 conductors with same cross section solid / stranded	[mm ²]	0.2 - 1.5 / 0.2 - 1.5		
2 conductors with same cross section, stranded, with ferrule without plastic sleeve	[mm ²]	0.25 - 0.75		
2 conductors with same cross section, stranded, with TWIN ferrules with plastic sleeve	[mm ²]	0.5 - 1.5		
Conductor cross section AWG/kcmil		24 - 12		
Stripping length	[mm]	7		
Tightening torque	[Nm]	0.5 - 0.6		
Electrical parameters				
Rated current / conductor cross section	[A] / [mm ²]	24 / 4		
Surge voltage category/degree of pollution		III/3	III / 2	II / 2
Rated insulation voltage	[V]	500	630	1000
Rated surge voltage	[kV]	6	6	6
Approval data (UL/CUL)				
Use Group		B	C	D
Nominal voltage/current	[V] / [A]	250 / 15	-	300 / 10
AWG		30-12	-	30-12
General data				
Type of insulation material / insulation material group		PA / I		
Inflammability class in acc. with UL 94		V2		

PCB terminal blocks

Conductor cross section up to 2.5 mm² (AWG 14)

Printed circuit board terminal, Screw connection with tension sleeve, Pitch: 7.62 mm

GMKDSP 3, Linear pinning



Dimensions	[mm]
Solder pin length	5
Length l	12.8
Height h	18



Ordering data

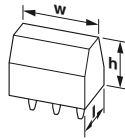
No. of pos.	Type	Order No.	Pcs./ Pkt.	Width w [mm]
2	GMKDSP 3/ 2-7,62	1732720	50	15.24
3	GMKDSP 3/ 3-7,62	1732733	50	22.86



Technical data	
Connection capacity	
Solid / stranded	[mm ²] 0.2 - 4 / 0.2 - 2.5
Stranded with ferrules without plastic sleeve	[mm ²] 0.25 - 2.5
Stranded with ferrules with plastic sleeve	[mm ²] 0.25 - 2.5
2 conductors with same cross section solid / stranded	[mm ²] 0.2 - 1.5 / 0.2 - 1.5
2 conductors with same cross section, stranded, with ferrule without plastic sleeve	[mm ²] 0.25 - 0.75
2 conductors with same cross section, stranded, with TWIN ferrules with plastic sleeve	[mm ²] 0.5 - 1.5
Conductor cross section AWG/kcmil	24 - 12
Stripping length	[mm] 7
Tightening torque	[Nm] 0.5 - 0.6
Electrical parameters	
Rated current / conductor cross section	[A] / [mm ²] 24 / 4
Surge voltage category/degree of pollution	III/3 III / 2 II / 2
Rated insulation voltage	[V] 500 630 1000
Rated surge voltage	[kV] 6 6 6
Approval data (UL/CUL)	
Use Group	B C D
Nominal voltage/current	[V] / [A] 250 / 15 - 300 / 10
AWG	30-12 - 30-12
General data	
Type of insulation material / insulation material group	PA / I
Inflammability class in acc. with UL 94	V2

Printed circuit board terminal, Screw connection with tension sleeve, Pitch: 7.5 mm

GSMKDS 3, Linear pinning



Dimensions	[mm]
Solder pin length	4.5
Length l	16
Height h	18



Ordering data

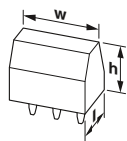
No. of pos.	Type	Order No.	Pcs./ Pkt.	Width w [mm]
2	GSMKDS 3/ 2	1733020	100	15
3	GSMKDS 3/ 3	1733033	100	22.5



Technical data	
Connection capacity	
Solid / stranded	[mm ²] 0.2 - 4 / 0.2 - 2.5
Stranded with ferrules without plastic sleeve	[mm ²] 0.25 - 2.5
Stranded with ferrules with plastic sleeve	[mm ²] 0.25 - 2.5
2 conductors with same cross section solid / stranded	[mm ²] 0.2 - 1.5 / 0.2 - 1.5
2 conductors with same cross section, stranded, with ferrule without plastic sleeve	[mm ²] 0.25 - 0.75
2 conductors with same cross section, stranded, with TWIN ferrules with plastic sleeve	[mm ²] 0.5 - 1.5
Conductor cross section AWG/kcmil	24 - 12
Stripping length	[mm] 8
Tightening torque	[Nm] 0.5 - 0.6
Electrical parameters	
Rated current / conductor cross section	[A] / [mm ²] 24 / 4
Surge voltage category/degree of pollution	III/3 III / 2 II / 2
Rated insulation voltage	[V] 500 630 1000
Rated surge voltage	[kV] 6 6 6
Approval data (UL/CUL)	
Use Group	B C D
Nominal voltage/current	[V] / [A] 250 / 15 - 300 / 10
AWG	30-12 - 30-12
Approval data (CSA)	
Use Group	B C D
Nominal voltage/current	[V] / [A] 300 / 10 - 300 / 10
AWG	28-12 - 28-12
General data	
Type of insulation material / insulation material group	PA / II
Inflammability class in acc. with UL 94	V0

Printed circuit board terminal, Screw connection with tension sleeve, Pitch: 7.62 mm

GSMKDS 3, Linear pinning



Dimensions	[mm]
Solder pin length	4.5
Length l	16
Height h	18



Ordering data

No. of pos.	Type	Order No.	Pcs./ Pkt.	Width w [mm]
2	GSMKDS 3/ 2-7,62	1733729	100	15.24
3	GSMKDS 3/ 3-7,62	1733732	100	22.86

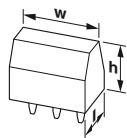


Technical data

Connection capacity				
Solid / stranded	[mm ²]	0.2 - 4 / 0.2 - 2.5		
Stranded with ferrules without plastic sleeve	[mm ²]	0.25 - 2.5		
Stranded with ferrules with plastic sleeve	[mm ²]	0.25 - 2.5		
2 conductors with same cross section solid / stranded	[mm ²]	0.2 - 1.5 / 0.2 - 1.5		
2 conductors with same cross section, stranded, with ferrule without plastic sleeve	[mm ²]	0.25 - 0.75		
2 conductors with same cross section, stranded, with TWIN ferrules with plastic sleeve	[mm ²]	0.5 - 1.5		
Conductor cross section AWG/kcmil		24 - 12		
Stripping length	[mm]	8		
Tightening torque	[Nm]	0.5 - 0.6		
Electrical parameters				
Rated current / conductor cross section	[A] / [mm ²]	24 / 4		
Surge voltage category/degree of pollution		III/3	III / 2	II / 2
Rated insulation voltage	[V]	500	630	1000
Rated surge voltage	[kV]	6	6	6
Approval data (UL/CUL)				
Use Group		B	C	D
Nominal voltage/current	[V] / [A]	250 / 15	-	300 / 10
AWG		30-12	-	30-12
Approval data (CSA)				
Use Group		B	C	D
Nominal voltage/current	[V] / [A]	300 / 10	-	300 / 10
AWG		28-12	-	28-12
General data				
Type of insulation material / insulation material group		PA / II		
Inflammability class in acc. with UL 94		V0		

Printed circuit board terminal, Front screw connection, Pitch: 5 mm

FRONT 2,5-H/SA 5, Linear double pinning



Dimensions	[mm]
Solder pin length	4.3
Length l	19.5
Height h	18.5



Ordering data

No. of pos.	Type	Order No.	Pcs./ Pkt.	Width w [mm]
2	FRONT 2,5-H/SA 5/ 2	1868665	20	12.5
3	FRONT 2,5-H/SA 5/ 3	1700121	20	17.5
4	FRONT 2,5-H/SA 5/ 4	1700781	20	22.5
5	FRONT 2,5-H/SA 5/ 5	1724660	20	27.5
6	FRONT 2,5-H/SA 5/ 6	1891975	20	32.5
8	FRONT 2,5-H/SA 5/ 8	1724673	20	42.5
9	FRONT 2,5-H/SA 5/ 9	1744109	20	47.5
10	FRONT 2,5-H/SA 5/ 10	1773264	20	52.5
11	FRONT 2,5-H/SA 5/ 11	1701382	20	57.5
12	FRONT 2,5-H/SA 5/ 12	1892893	20	62.5
14	FRONT 2,5-V/SA10/14	1737967	10	72.5



Technical data

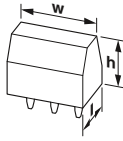
Connection capacity				
Solid / stranded	[mm ²]	0.2 - 2.5 / 0.2 - 2.5		
Stranded with ferrules without plastic sleeve	[mm ²]	0.25 - 1.5		
Stranded with ferrules with plastic sleeve	[mm ²]	0.25 - 1.5		
2 conductors with same cross section solid / stranded	[mm ²]	0.2 - 0.75 / 0.2 - 0.75		
2 conductors with same cross section, stranded, with ferrule without plastic sleeve	[mm ²]	0.25 - 0.34		
2 conductors with same cross section, stranded, with TWIN ferrules with plastic sleeve	[mm ²]	-		
Conductor cross section AWG/kcmil		24 - 14		
Stripping length	[mm]	9		
Tightening torque	[Nm]	0.4 - 0.5		
Electrical parameters				
Rated current / conductor cross section	[A] / [mm ²]	24 / 2.5		
Surge voltage category/degree of pollution		III/3	III / 2	II / 2
Rated insulation voltage	[V]	250	400	630
Rated surge voltage	[kV]	4	4	4
Approval data (UL/CUL)				
Use Group		B	C	D
Nominal voltage/current	[V] / [A]	300 / 20	300 / 17	300 / 20
AWG		30-12	30-12	30-12
Approval data (CSA)				
Use Group		B	C	D
Nominal voltage/current	[V] / [A]	300 / 10	-	300 / 10
AWG		24-12	-	24-12
General data				
Type of insulation material / insulation material group		PA / I		
Inflammability class in acc. with UL 94		V0		

PCB terminal blocks

Conductor cross section up to 2.5 mm² (AWG 14)

Printed circuit board terminal, Front screw connection, Pitch: 5 mm

FRONT 2,5-H/SA10, Linear double pinning



Dimensions	[mm]
Solder pin length	4.2
Length l	18.5
Height h	18.5



Ordering data

No. of pos.	Type	Order No.	Pcs./ Pkt.	Width w [mm]
2	FRONT 2,5-H/SA10/ 2	1724657	20	12.5
3	FRONT 2,5-H/SA10/ 3	1904215	20	17.5
4	FRONT 2,5-H/SA10/ 4	1773170	20	22.5
5	FRONT 2,5-H/SA10/ 5	1773183	20	27.5
6	FRONT 2,5-H/SA10/ 6	1773196	20	32.5
8	FRONT 2,5-H/SA10/ 8	1773219	20	42.5
9	FRONT 2,5-H/SA10/ 9	1773222	20	47.5
10	FRONT 2,5-H/SA10/10	1773235	20	52.5
11	FRONT 2,5-H/SA10/11	1773248	20	57.5
12	FRONT 2,5-H/SA10/12	1773251	20	62.5

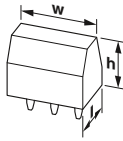


Technical data

Connection capacity				
Solid / stranded	[mm ²]	0.2 - 2.5 / 0.2 - 2.5		
Stranded with ferrules without plastic sleeve	[mm ²]	0.25 - 1.5		
Stranded with ferrules with plastic sleeve	[mm ²]	0.25 - 1.5		
2 conductors with same cross section solid / stranded	[mm ²]	0.2 - 0.75 / 0.2 - 0.75		
2 conductors with same cross section, stranded, with ferrule without plastic sleeve	[mm ²]	0.25 - 0.34		
2 conductors with same cross section, stranded, with TWIN ferrules with plastic sleeve	[mm ²]	-		
Conductor cross section AWG/kcmil		24 - 14		
Stripping length	[mm]	9		
Tightening torque	[Nm]	0.4 - 0.5		
Electrical parameters				
Rated current / conductor cross section	[A] / [mm ²]	24 / 2.5		
Surge voltage category/degree of pollution		III/3	III / 2	II / 2
Rated insulation voltage	[V]	250	400	630
Rated surge voltage	[kV]	4	4	4
Approval data (UL/CUL)				
Use Group		B	C	D
Nominal voltage/current	[V] / [A]	300 / 20	300 / 17	300 / 20
AWG		30-12	30-12	30-12
Approval data (CSA)				
Use Group		B	C	D
Nominal voltage/current	[V] / [A]	300 / 10	-	300 / 10
AWG		24-12	-	24-12
General data				
Type of insulation material / insulation material group		PA / I		
Inflammability class in acc. with UL 94		V0		

Printed circuit board terminal, Front screw connection, Pitch: 5 mm

FRONT 2,5-V/SA 5, Linear double pinning



Dimensions	[mm]
Solder pin length	3.5
Length l	18.5
Height h	20



Ordering data

No. of pos.	Type	Order No.	Pcs./ Pkt.	Width w [mm]
2	FRONT 2,5-V/SA 5/ 2	1700244	20	12.5
3	FRONT 2,5-V/SA 5/ 3	1700134	20	17.5
5	FRONT 2,5-V/SA 5/ 5	1700354	20	27.5
6	FRONT 2,5-V/SA 5/ 6	1700231	20	32.5
7	FRONT 2,5-V/SA 5/ 7	1724152	20	37.5
8	FRONT 2,5-V/SA 5/ 8	1700710	20	42.5
9	FRONT 2,5-V/SA 5/ 9	1724165	20	47.5
10	FRONT 2,5-V/SA 5/10	1700765	20	52.5
11	FRONT 2,5-V/SA 5/11	1700118	20	57.5
12	FRONT 2,5-V/SA 5/12	1889974	20	62.5

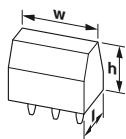


Technical data

Connection capacity				
Solid / stranded	[mm ²]	0.2 - 2.5 / 0.2 - 2.5		
Stranded with ferrules without plastic sleeve	[mm ²]	0.25 - 1.5		
Stranded with ferrules with plastic sleeve	[mm ²]	0.25 - 1.5		
2 conductors with same cross section solid / stranded	[mm ²]	0.2 - 0.75 / 0.2 - 0.75		
2 conductors with same cross section, stranded, with ferrule without plastic sleeve	[mm ²]	0.25 - 0.34		
2 conductors with same cross section, stranded, with TWIN ferrules with plastic sleeve	[mm ²]	-		
Conductor cross section AWG/kcmil		24 - 14		
Stripping length	[mm]	9		
Tightening torque	[Nm]	0.4 - 0.5		
Electrical parameters				
Rated current / conductor cross section	[A] / [mm ²]	24 / 2.5		
Surge voltage category/degree of pollution		III/3	III / 2	II / 2
Rated insulation voltage	[V]	250	400	630
Rated surge voltage	[kV]	4	4	4
Approval data (UL/CUL)				
Use Group		B	C	D
Nominal voltage/current	[V] / [A]	300 / 10	300 / 17	300 / 10
AWG		30-12	30-12	30-12
Approval data (CSA)				
Use Group		B	C	D
Nominal voltage/current	[V] / [A]	300 / 10	-	300 / 10
AWG		24-12	-	24-12
General data				
Type of insulation material / insulation material group		PA / I		
Inflammability class in acc. with UL 94		V0		

Printed circuit board terminal, Front screw connection, Pitch: 5 mm

FRONT 2,5-V/SA10, Linear double pinning



Dimensions	[mm]
Solder pin length	3.5
Length l	18.5
Height h	20



Ordering data

No. of pos.	Type	Order No.	Pcs./ Pkt.	Width w [mm]
2	FRONT 2,5-V/SA10/ 2	1704114	20	12.5
3	FRONT 2,5-V/SA10/ 3	1704897	20	17.5
4	FRONT 2,5-V/SA10/ 4	1732238	20	22.5
5	FRONT 2,5-V/SA10/ 5	1773277	20	27.5
6	FRONT 2,5-V/SA10/ 6	1701230	20	32.5
7	FRONT 2,5-V/SA10/ 7	1773280	20	37.5
8	FRONT 2,5-V/SA10/ 8	1704127	20	42.5
9	FRONT 2,5-V/SA10/ 9	1704907	20	47.5
10	FRONT 2,5-V/SA10/10	1700778	20	52.5
11	FRONT 2,5-V/SA10/11	1773293	20	57.5
12	FRONT 2,5-V/SA10/12	1931741	20	62.5
14	FRONT 2,5-V/SA10/14	1737967	10	72.5

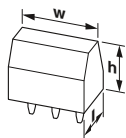


Technical data

Connection capacity			
Solid / stranded	[mm ²]	0.2 - 2.5 / 0.2 - 2.5	
Stranded with ferrules without plastic sleeve	[mm ²]	0.25 - 1.5	
Stranded with ferrules with plastic sleeve	[mm ²]	0.25 - 1.5	
2 conductors with same cross section solid / stranded	[mm ²]	0.2 - 0.75 / 0.2 - 0.75	
2 conductors with same cross section, stranded, with ferrule without plastic sleeve	[mm ²]	0.25 - 0.34	
2 conductors with same cross section, stranded, with TWIN ferrules with plastic sleeve	[mm ²]	-	
Conductor cross section AWG/kcmil			
Stripping length	[mm]	24 - 14	
Tightening torque	[Nm]	9	
Electrical parameters			
Rated current / conductor cross section	[A] / [mm ²]	24 / 2.5	
Surge voltage category/degree of pollution		III/3	III / 2 II / 2
Rated insulation voltage	[V]	250	400 630
Rated surge voltage	[kV]	4	4 4
Approval data (UL/CUL)			
Use Group		B	C D
Nominal voltage/current	[V] / [A]	300 / 10	300 / 17 300 / 10
AWG		30-12	30-12 30-12
Approval data (CSA)			
Use Group		B	C D
Nominal voltage/current	[V] / [A]	300 / 10	- 300 / 10
AWG		24-12	- 24-12
General data			
Type of insulation material / insulation material group		PA / I	
Inflammability class in acc. with UL 94		V0	

Printed circuit board terminal, Front screw connection, Pitch: 5 mm

FRONT 2,5-H-EX, Linear pinning



Dimensions	[mm]
Solder pin length	5
Length l	19.5
Height h	19



Ordering data

No. of pos.	Type	Order No.	Pcs./ Pkt.	Width w [mm]
1	FRONT 2,5-H-SA 5-EX	1701159	50	5



Technical data

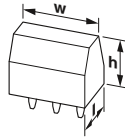
Ex marking		0344 Ex II 2G / Ex eb IIC Gb	
Examination certificate		KEMA 00ATEX2053 U	
IECEx certificate		IECEx KEM 07.0023 U	
Connection capacity			
Solid / stranded	[mm ²]	0.2 - 2.5 / 0.2 - 2.5	
Solid / stranded	AWG	24 - 14 / 24 - 14	
Stripping length	[mm]	9	
Tightening torque clamping space	[Nm]	0.4 - 0.5	
Electrical parameters			
Rated current / conductor cross section	[A] / [mm ²]	20 / 2.5	
Rated voltage	[V]	176	
General data			
Type of insulation material / insulation material group		PA / I	
Inflammability class in acc. with UL 94		V0	

PCB terminal blocks

Conductor cross section up to 2.5 mm² (AWG 14)

Printed circuit board terminal, Front screw connection, Pitch: 5 mm

FRONT 2,5-V-EX, Linear double pinning



Dimensions	[mm]
Solder pin length	3.5
Length l	18.5
Height h	19.5

EAC Ex: EAC Ex

Ordering data

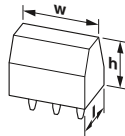
No. of pos.	Type	Order No.	Pcs./ Pkt.	Width w [mm]
1	FRONT 2,5-V/SA 5-EX	1701162	50	7.5

Technical data

Ex marking	0344 Ex II 2G / Ex eb IIC Gb		
Examination certificate	KEMA 00ATEX2053 U		
IECEx certificate	IECEx KEM 07.0023 U		
Connection capacity			
Solid / stranded	[mm ²]	0.2 - 2.5 / 0.2 - 2.5	
Solid / stranded	AWG	24 - 14 / 24 - 14	
Stripping length	[mm]	9	
Tightening torque clamping space	[Nm]	0.4 - 0.5	
Electrical parameters			
Rated current / conductor cross section	[A] / [mm ²]	21 / 2.5	
Rated voltage	[V]	176	
General data			
Type of insulation material / insulation material group			PA / I
Inflammability class in acc. with UL 94			V0

Printed circuit board terminal, Push-in spring connection, Pitch: 5 mm

PTS 1,5/...-H, Linear pinning



Dimensions	[mm]
Solder pin length	2.5
Length l	10.5
Height h	13.6

UL US EAC CB

Ordering data

No. of pos.	Type	Order No.	Pcs./ Pkt.	Width w [mm]
2	PTS 1,5/ 2-5,0-H	1792863	250	10
3	PTS 1,5/ 3-5,0-H	1792876	250	15
4	PTS 1,5/ 4-5,0-H	1792889	250	20
5	PTS 1,5/ 5-5,0-H	1792892	100	25
6	PTS 1,5/ 6-5,0-H	1792902	100	30
7	PTS 1,5/ 7-5,0-H	1792915	100	35
8	PTS 1,5/ 8-5,0-H	1792928	100	40
9	PTS 1,5/ 9-5,0-H	1792931	100	45
10	PTS 1,5/10-5,0-H	1792944	100	50
11	PTS 1,5/11-5,0-H	1792957	50	55
12	PTS 1,5/12-5,0-H	1792960	50	60

Technical data

Connection capacity			
Solid / stranded	[mm ²]	0.14 - 2.5 / 0.14 - 2.5	
Stranded with ferrules without plastic sleeve	[mm ²]	0.25 - 1.5	
Stranded with ferrules with plastic sleeve	[mm ²]	0.25 - 1.5	
2 conductors with same cross section solid / stranded	[mm ²]	- / -	
2 conductors with same cross section, stranded, with ferrule without plastic sleeve	[mm ²]	-	
2 conductors with same cross section, stranded, with TWIN ferrules with plastic sleeve	[mm ²]	-	
Conductor cross section AWG/kcmil		26 - 14	
Stripping length	[mm]	8	
Tightening torque	[Nm]	-	
Electrical parameters			
Rated current / conductor cross section	[A] / [mm ²]	16 / 2.5	
Surge voltage category/degree of pollution		III/3	III/2
Rated insulation voltage	[V]	250	400
Rated surge voltage	[kV]	4	4
Approval data (UL/CUL)			
Use Group		B	C
Nominal voltage/current	[V] / [A]	300 / 15	300 / 15
AWG		26-14	26-14
General data			
Type of insulation material / insulation material group			PA / I
Inflammability class in acc. with UL 94			V0

Printed circuit board terminal, Push-in spring connection, Pitch: 5 mm

PTDA 2,5/, Linear double pinning



Dimensions	[mm]
Solder pin length	3.5
Length l	16
Height h	16



Ordering data

No. of pos.	Type	Order No.	Pcs./ Pkt.	Width w [mm]
2	PTDA 2,5/ 2-5,0	1725302	50	11.4
3	PTDA 2,5/ 3-5,0	1725315	50	15
4	PTDA 2,5/ 4-5,0	1725328	50	20
5	PTDA 2,5/ 5-5,0	1725341	50	25
6	PTDA 2,5/ 6-5,0	1725354	50	30
7	PTDA 2,5/ 7-5,0	1725367	50	35
8	PTDA 2,5/ 8-5,0	1725380	50	40
9	PTDA 2,5/ 9-5,0	1725393	50	45
10	PTDA 2,5/10-5,0	1725406	50	50
11	PTDA 2,5/11-5,0	1725419	50	55
12	PTDA 2,5/12-5,0	1725432	50	60
13	PTDA 2,5/13-5,0	1725445	50	65
14	PTDA 2,5/14-5,0	1725458	50	70
15	PTDA 2,5/15-5,0	1725471	50	75
16	PTDA 2,5/16-5,0	1725484	50	80

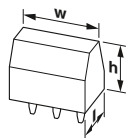


Technical data

Connection capacity	
Solid / stranded	[mm ²] 0.2 - 2.5 / 0.2 - 2.5
Stranded with ferrules without plastic sleeve	[mm ²] 0.5 - 2.5
Stranded with ferrules with plastic sleeve	[mm ²] 0.5 - 1
2 conductors with same cross section solid / stranded	[mm ²] 0.2 - 2.5 / 0.2 - 2.5
2 conductors with same cross section, stranded, with ferrule without plastic sleeve	[mm ²] 0.5 - 2.5
2 conductors with same cross section, stranded, with TWIN ferrules with plastic sleeve	[mm ²] 0.5 - 1
Conductor cross section AWG/kcmil	24 - 14
Stripping length	[mm] 10
Tightening torque	[Nm] -
Electrical parameters	
Rated current / conductor cross section	[A] / [mm ²] 24 / 2.5
Surge voltage category/degree of pollution	III/3 III / 2 II / 2
Rated insulation voltage	[V] 320 400 630
Rated surge voltage	[kV] 4 4 4
Approval data (UL/CUL)	
Use Group	B C D
Nominal voltage/current	[V] / [A] 300 / 15 - 300 / 10
AWG	24-14 - 24-14
General data	
Type of insulation material / insulation material group	PA / I
Inflammability class in acc. with UL 94	V0

Printed circuit board terminal, Push-in spring connection, Pitch: 5 mm

SPT 2,5/..-H, Linear double pinning



Dimensions	[mm]
Solder pin length	2.5
Length l	14.4
Height h	13.5



Ordering data

No. of pos.	Type	Order No.	Pcs./ Pkt.	Width w [mm]
2	SPT 2,5/ 2-H-5,0	1990973	100	11.4
3	SPT 2,5/ 3-H-5,0	1990986	100	16.4
4	SPT 2,5/ 4-H-5,0	1990999	100	21.4
5	SPT 2,5/ 5-H-5,0	1991008	100	26.4
6	SPT 2,5/ 6-H-5,0	1991011	100	31.4
7	SPT 2,5/ 7-H-5,0	1991024	50	36.4
8	SPT 2,5/ 8-H-5,0	1991037	50	41.4
9	SPT 2,5/ 9-H-5,0	1991040	50	46.4
10	SPT 2,5/10-H-5,0	1991053	50	51.4
11	SPT 2,5/11-H-5,0	1991066	50	56.4
12	SPT 2,5/12-H-5,0	1991079	50	61.4



Technical data

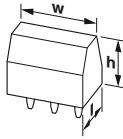
Connection capacity	
Solid / stranded	[mm ²] 0.2 - 4 / 0.2 - 2.5
Stranded with ferrules without plastic sleeve	[mm ²] 0.25 - 2.5
Stranded with ferrules with plastic sleeve	[mm ²] 0.25 - 1.5
2 conductors with same cross section solid / stranded	[mm ²] - / -
2 conductors with same cross section, stranded, with ferrule without plastic sleeve	[mm ²] -
2 conductors with same cross section, stranded, with TWIN ferrules with plastic sleeve	[mm ²] -
Conductor cross section AWG/kcmil	24 - 12
Stripping length	[mm] 10
Tightening torque	[Nm] -
Electrical parameters	
Rated current / conductor cross section	[A] / [mm ²] 24 / 4
Surge voltage category/degree of pollution	III/3 III / 2 II / 2
Rated insulation voltage	[V] 250 400 630
Rated surge voltage	[kV] 4 4 4
Approval data (UL/CUL)	
Use Group	B C D
Nominal voltage/current	[V] / [A] 300 / 20 - 300 / 10
AWG	24-12 - 24-12
General data	
Type of insulation material / insulation material group	PA / I
Inflammability class in acc. with UL 94	V0

PCB terminal blocks

Conductor cross section up to 2.5 mm² (AWG 14)

Printed circuit board terminal, Push-in spring connection, Pitch: 5 mm

SPT 2,5/...-V, Linear double pinning



Dimensions	[mm]
Solder pin length	2.5
Length l	13.5
Height h	14.4



Ordering data

No. of pos.	Type	Order No.	Pcs./ Pkt.	Width w [mm]
2	SPT 2,5/ 2-V-5,0	1991095	100	11.4
3	SPT 2,5/ 3-V-5,0	1991105	100	16.4
4	SPT 2,5/ 4-V-5,0	1991118	100	21.4
5	SPT 2,5/ 5-V-5,0	1991121	100	26.4
6	SPT 2,5/ 6-V-5,0	1991134	100	31.4
7	SPT 2,5/ 7-V-5,0	1991147	50	36.4
8	SPT 2,5/ 8-V-5,0	1991150	50	41.4
9	SPT 2,5/ 9-V-5,0	1991163	50	46.4
10	SPT 2,5/10-V-5,0	1991176	50	51.4
11	SPT 2,5/11-V-5,0	1991189	50	56.4
12	SPT 2,5/12-V-5,0	1991192	50	61.4

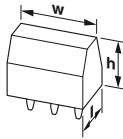


Technical data

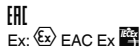
Connection capacity			
Solid / stranded	[mm ²]	0.2 - 4 / 0.2 - 2.5	
Stranded with ferrules without plastic sleeve	[mm ²]	0.25 - 2.5	
Stranded with ferrules with plastic sleeve	[mm ²]	0.25 - 1.5	
2 conductors with same cross section solid / stranded	[mm ²]	- / -	
2 conductors with same cross section, stranded, with ferrule without plastic sleeve	[mm ²]	-	
2 conductors with same cross section, stranded, with TWIN ferrules with plastic sleeve	[mm ²]	-	
Conductor cross section AWG/kcmil		24 - 12	
Stripping length	[mm]	10	
Tightening torque	[Nm]	-	
Electrical parameters			
Rated current / conductor cross section	[A] / [mm ²]	24 / 4	
Surge voltage category/degree of pollution		III/3	III / 2 II / 2
Rated insulation voltage	[V]	250	400 630
Rated surge voltage	[kV]	4	4 4
Approval data (UL/CUL)			
Use Group		B	C D
Nominal voltage/current	[V] / [A]	300 / 20	- 300 / 10
AWG		24-12	- 24-12
General data			
Type of insulation material / insulation material group		PA / I	
Inflammability class in acc. with UL 94		V0	

Printed circuit board terminal, Push-in spring connection, Pitch: 5 mm

SPT 2,5/...-H-EX, Linear double pinning



Dimensions	[mm]
Solder pin length	2.5
Length l	14.4
Height h	13.5



Ordering data

No. of pos.	Type	Order No.	Pcs./ Pkt.	Width w [mm]
2	SPT 2,5/ 2-H-5,0-EX	1732386	50	11.4
3	SPT 2,5/ 3-H-5,0-EX	1732399	50	16.4
4	SPT 2,5/ 4-H-5,0-EX	1732409	50	21.4
5	SPT 2,5/ 5-H-5,0-EX	1732412	50	26.4
6	SPT 2,5/ 6-H-5,0-EX	1732425	50	31.4
7	SPT 2,5/ 7-H-5,0-EX	1732438	50	36.4
8	SPT 2,5/ 8-H-5,0-EX	1732441	50	41.4
9	SPT 2,5/ 9-H-5,0-EX	1732454	50	46.4
10	SPT 2,5/10-H-5,0-EX	1732467	50	51.4
11	SPT 2,5/11-H-5,0-EX	1732470	50	56.4
12	SPT 2,5/12-H-5,0-EX	1732483	50	61.4

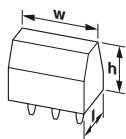


Technical data

Ex marking		0344 ^{Ex} II 2G / Ex eb IIC Gb	
Examination certificate		KEMA 07ATEX0193 U	
IECEx certificate		IECEx KEM 07.0057 U	
Connection capacity			
Solid / stranded	[mm ²]	0.2 - 4 / 0.2 - 2.5	
Solid / stranded	AWG	24 - 14 / 24 - 12	
Stripping length	[mm]	10	
Tightening torque clamping space	[Nm]	-	
Electrical parameters			
Rated current / conductor cross section	[A] / [mm ²]	23 / 2.5	
Rated voltage	[V]	176	
General data			
Type of insulation material / insulation material group		PA / I	
Inflammability class in acc. with UL 94		V0	

Printed circuit board terminal, Push-in spring connection, Pitch: 5 mm

SPT 2,5/...-V-EX, Linear double pinning



Dimensions	[mm]
Solder pin length	2.5
Length l	13.5
Height h	14.4

ERC
Ex: EAC Ex

Ordering data

No. of pos.	Type	Order No.	Pcs./ Pkt.	Width w [mm]
2	SPT 2,5/ 2-V-5,0-EX	1732496	50	11.4
3	SPT 2,5/ 3-V-5,0-EX	1732506	50	16.4
4	SPT 2,5/ 4-V-5,0-EX	1732519	50	21.4
5	SPT 2,5/ 5-V-5,0-EX	1732522	50	26.4
6	SPT 2,5/ 6-V-5,0-EX	1732535	50	31.4
7	SPT 2,5/ 7-V-5,0-EX	1732548	50	36.4
8	SPT 2,5/ 8-V-5,0-EX	1732551	50	41.4
9	SPT 2,5/ 9-V-5,0-EX	1732564	50	46.4
10	SPT 2,5/10-V-5,0-EX	1732577	50	51.4
11	SPT 2,5/11-V-5,0-EX	1732580	50	56.4
12	SPT 2,5/12-V-5,0-EX	1732593	50	61.4

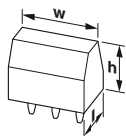


Technical data

Ex marking	0344 II 2G / Ex eb IIC Gb
Examination certificate	KEMA 07ATEX0193 U
IECEX certificate	IECEX KEM 07.0057 U
Connection capacity	
Solid / stranded	[mm ²] 0.2 - 4 / 0.2 - 2.5
Solid / stranded	AWG 24 - 14 / 24 - 12
Stripping length	[mm] 10
Tightening torque clamping space	[Nm] -
Electrical parameters	
Rated current / conductor cross section	[A] / [mm ²] 23 / 2.5
Rated voltage	[V] 176
General data	
Type of insulation material / insulation material group	PA / I
Inflammability class in acc. with UL 94	V0

Printed circuit board terminal, Push-in spring connection, Pitch: 5 mm

SPT 2,5/...-H-EX PROFINET, Linear double pinning



Dimensions	[mm]
Solder pin length	2.5
Length l	14.4
Height h	13.5

Ex:

Ordering data

No. of pos.	Type	Order No.	Pcs./ Pkt.	Width w [mm]
4	SPT 2,5/ 4-H-EX PROFINET 1	1034484	50	23.9
4	SPT 2,5/ 4-H-EX PROFINET 2	1034522	50	23.9



Technical data

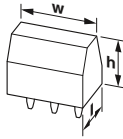
Ex marking	0344 II 2G / Ex eb IIC Gb
Examination certificate	KEMA 07ATEX0193 U
IECEX certificate	IECEX KEM 07.0057 U
Connection capacity	
Solid / stranded	[mm ²] 0.2 - 4 / 0.2 - 2.5
Solid / stranded	AWG 24 - 14 / 24 - 12
Stripping length	[mm] 10
Tightening torque clamping space	[Nm] -
Electrical parameters	
Rated current / conductor cross section	[A] / [mm ²] 23 / 2.5
Rated voltage	[V] 176
General data	
Type of insulation material / insulation material group	PA / I
Inflammability class in acc. with UL 94	V0

PCB terminal blocks

Conductor cross section up to 2.5 mm² (AWG 14)

Printed circuit board terminal, Push-in spring connection, Pitch: 5 mm

SPT 2,5/...-V-EX PROFINET, Linear double pinning



Dimensions	[mm]
Solder pin length	2.5
Length l	13.5
Height h	14.4

Ex:

Ordering data

No. of pos.	Type	Order No.	Pcs./ Pkt.	Width w [mm]
4	SPT 2,5/ 4-V-EX PROFINET 1	1034421	50	23.9
4	SPT 2,5/ 4-V-EX PROFINET 2	1034460	50	23.9

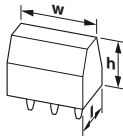


Technical data

Ex marking	0344 II 2G / Ex eb IIC Gb		
Examination certificate	KEMA 07ATEX0193 U		
IECEx certificate	IECEx KEM 07.0057 U		
Connection capacity			
Solid / stranded	[mm ²]	0.2 - 4 / 0.2 - 2.5	
Solid / stranded	AWG	24 - 14 / 24 - 12	
Stripping length	[mm]	10	
Tightening torque clamping space	[Nm]	-	
Electrical parameters			
Rated current / conductor cross section	[A] / [mm ²]	23 / 2.5	
Rated voltage	[V]	176	
General data			
Type of insulation material / insulation material group	PA / I		
Inflammability class in acc. with UL 94	V0		

Printed circuit board terminal, Push-in spring connection, Pitch: 5 mm

FKDSO 2,5/ ...-L1, Linear pinning



Dimensions	[mm]
Solder pin length	3.5
Length l	18.8
Height h	15.9

Ordering data

No. of pos.	Type	Order No.	Pcs./ Pkt.	Width w [mm]
2	FKDSO 2,5/ 2-L1	1857811	50	10.6
3	FKDSO 2,5/ 3-L1	1868020	50	15.6
4	FKDSO 2,5/ 4-L1	1857837	50	20.6
1	FKDSO 2,5/ 1-L1	1857824	50	5.6

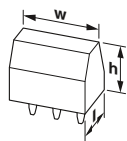


Technical data

Connection capacity				
Solid / stranded	[mm ²]	0.2 - 2.5 / 0.2 - 4		
Stranded with ferrules without plastic sleeve	[mm ²]	0.25 - 2.5		
Stranded with ferrules with plastic sleeve	[mm ²]	0.25 - 2.5		
2 conductors with same cross section solid / stranded	[mm ²]	- / -		
2 conductors with same cross section, stranded, with ferrule without plastic sleeve	[mm ²]	-		
2 conductors with same cross section, stranded, with TWIN ferrules with plastic sleeve	[mm ²]	0.5 - 1		
Conductor cross section AWG/kcmil		24 - 12		
Stripping length	[mm]	10		
Tightening torque	[Nm]	-		
Electrical parameters				
Rated current / conductor cross section	[A] / [mm ²]	20 / 2.5		
Surge voltage category/degree of pollution		III/3	III/2	II/2
Rated insulation voltage	[V]	200	320	320
Rated surge voltage	[kV]	4	4	4
Approval data (UL/CUL)				
Use Group		B	C	D
Nominal voltage/current	[V] / [A]	300 / 20	-	150 / 15
AWG		24-12	-	24-12
General data				
Type of insulation material / insulation material group	PA / I			
Inflammability class in acc. with UL 94	V0			

Printed circuit board terminal, Push-in spring connection, Pitch: 5 mm

FKDSO 2,5/..R1, Linear pinning



Dimensions	[mm]
Solder pin length	3.5
Length l	18.8
Height h	15.9



Ordering data

No. of pos.	Type	Order No.	Pcs./ Pkt.	Width w [mm]
2	FKDSO 2,5/ 2-R1	1857840	50	10.6
1	FKDSO 2,5/ 1-R1 CBK	1857853	50	5.6
3	FKDSO 2,5/ 3-R1	1868033	50	15.6
4	FKDSO 2,5/ 4-R1	1857866	50	20.6



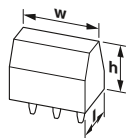

Technical data

Connection capacity				
Solid / stranded	[mm ²]	0.2 - 2.5 / 0.2 - 4		
Stranded with ferrules without plastic sleeve	[mm ²]	0.25 - 2.5		
Stranded with ferrules with plastic sleeve	[mm ²]	0.25 - 2.5		
2 conductors with same cross section solid / stranded	[mm ²]	- / -		
2 conductors with same cross section, stranded, with ferrule without plastic sleeve	[mm ²]	-		
2 conductors with same cross section, stranded, with TWIN ferrules with plastic sleeve	[mm ²]	0.5 - 1		
Conductor cross section AWG/kcmil		24 - 12		
Stripping length	[mm]	10		
Tightening torque	[Nm]	-		
Electrical parameters				
Rated current / conductor cross section	[A] / [mm ²]	20 / 2.5		
Surge voltage category/degree of pollution		III/3	III / 2	II / 2
Rated insulation voltage	[V]	200	320	320
Rated surge voltage	[kV]	4	4	4
Approval data (UL/CUL)				
Use Group		B	C	D
Nominal voltage/current	[V] / [A]	300 / 20	-	150 / 15
AWG		24-12	-	24-12
General data				
Type of insulation material / insulation material group		PA / I		
Inflammability class in acc. with UL 94		V0		

Printed circuit board terminal, Push-in spring connection, Pitch: 5.08 mm

TDPT 2,5/..-SP, Linear double pinning

new



Dimensions	[mm]
Solder pin length	3.5
Length l	18
Height h	19



Ordering data

No. of pos.	Type	Order No.	Pcs./ Pkt.	Width w [mm]
2	TDPT 2,5/ 2-SP-5,08	1017503	50	10.96
3	TDPT 2,5/ 3-SP-5,08	1017504	50	16.04
4	TDPT 2,5/ 4-SP-5,08	1017505	50	21.12
5	TDPT 2,5/ 5-SP-5,08	1017506	50	26.2
6	TDPT 2,5/ 6-SP-5,08	1017507	50	31.28
7	TDPT 2,5/ 7-SP-5,08	1017508	50	36.36
8	TDPT 2,5/ 8-SP-5,08	1017509	50	41.44
9	TDPT 2,5/ 9-SP-5,08	1017510	50	46.52
10	TDPT 2,5/ 10-SP-5,08	1017511	50	51.6
11	TDPT 2,5/ 11-SP-5,08	1017512	50	56.68
12	TDPT 2,5/ 12-SP-5,08	1017513	50	61.76



Technical data

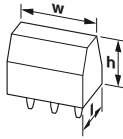
Connection capacity				
Solid / stranded	[mm ²]	0.2 - 4 / 0.2 - 4		
Stranded with ferrules without plastic sleeve	[mm ²]	0.2 - 2.5		
Stranded with ferrules with plastic sleeve	[mm ²]	0.2 - 2.5		
2 conductors with same cross section solid / stranded	[mm ²]	- / -		
2 conductors with same cross section, stranded, with ferrule without plastic sleeve	[mm ²]	-		
2 conductors with same cross section, stranded, with TWIN ferrules with plastic sleeve	[mm ²]	0.5 - 0.75		
Conductor cross section AWG/kcmil		24 - 12		
Stripping length	[mm]	10		
Tightening torque	[Nm]	-		
Electrical parameters				
Rated current / conductor cross section	[A] / [mm ²]	32 / 4		
Surge voltage category/degree of pollution		III/3	III / 2	II / 2
Rated insulation voltage	[V]	320	400	630
Rated surge voltage	[kV]	4	4	4
Approval data (UL/CUL)				
Use Group		B	C	D
Nominal voltage/current	[V] / [A]	300 / 20	150 / 20	300 / 10
AWG		24-12	24-12	24-12
General data				
Type of insulation material / insulation material group		PA / I		
Inflammability class in acc. with UL 94		V0		

PCB terminal blocks

Conductor cross section up to 2.5 mm² (AWG 14)

Printed circuit board terminal, Push-in spring connection, Pitch: 7.5 mm

PTS 1,5/...-H, Linear pinning



Dimensions	[mm]
Solder pin length	2.5
Length l	10.5
Height h	13.6



Ordering data

No. of pos.	Type	Order No.	Pcs./ Pkt.	Width w [mm]
2	PTS 1,5/ 2-7,5-H	1703083	250	12.5
3	PTS 1,5/ 3-7,5-H	1703084	250	20
4	PTS 1,5/ 4-7,5-H	1703086	250	27.5
5	PTS 1,5/ 5-7,5-H	1703087	100	35
6	PTS 1,5/ 6-7,5-H	1703088	100	42.5
7	PTS 1,5/ 7-7,5-H	1703090	100	50
8	PTS 1,5/ 8-7,5-H	1703091	100	57.5
9	PTS 1,5/ 9-7,5-H	1703093	100	65
10	PTS 1,5/10-7,5-H	1703094	100	72.5
11	PTS 1,5/11-7,5-H	1703095	50	80
12	PTS 1,5/12-7,5-H	1703096	50	87.5

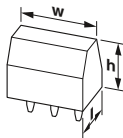


Technical data

Connection capacity			
Solid / stranded	[mm ²]	0.14 - 2.5 / 0.14 - 2.5	
Stranded with ferrules without plastic sleeve	[mm ²]	0.25 - 1.5	
Stranded with ferrules with plastic sleeve	[mm ²]	0.25 - 1.5	
2 conductors with same cross section solid / stranded	[mm ²]	- / -	
2 conductors with same cross section, stranded, with ferrule without plastic sleeve	[mm ²]	-	
2 conductors with same cross section, stranded, with TWIN ferrules with plastic sleeve	[mm ²]	-	
Conductor cross section AWG/kcmil		26 - 14	
Stripping length	[mm]	8	
Tightening torque	[Nm]	-	
Electrical parameters			
Rated current / conductor cross section	[A] / [mm ²]	16 / 2.5	
Surge voltage category/degree of pollution		III/3	III / 2
Rated insulation voltage	[V]	400	630
Rated surge voltage	[kV]	6	6
Approval data (UL/CUL)			
Use Group		B	C
Nominal voltage/current	[V] / [A]	300 / 15	300 / 15
AWG		26-14	26-14
General data			
Type of insulation material / insulation material group		PA / I	
Inflammability class in acc. with UL 94		V0	

Printed circuit board terminal, Spring-cage connection, Pitch: 5.08 mm

ZFKDS 2,5-THT, Linear double pinning



Dimensions	[mm]
Solder pin length	3.2
Length l	16.85
Height h	15



Ordering data

No. of pos.	Type	Order No.	Pcs./ Pkt.	Width w [mm]
2	ZFKDSA 2,5-5,08- 2 THT	1703718	50	10.16
3	ZFKDSA 2,5-5,08- 3 THT	1994678	50	15.24




Technical data

Connection capacity			
Solid / stranded	[mm ²]	0.2 - 4 / 0.2 - 2.5	
Stranded with ferrules without plastic sleeve	[mm ²]	0.25 - 2.5	
Stranded with ferrules with plastic sleeve	[mm ²]	0.25 - 1.5	
2 conductors with same cross section solid / stranded	[mm ²]	- / -	
2 conductors with same cross section, stranded, with ferrule without plastic sleeve	[mm ²]	-	
2 conductors with same cross section, stranded, with TWIN ferrules with plastic sleeve	[mm ²]	-	
Conductor cross section AWG/kcmil		24 - 12	
Stripping length	[mm]	7	
Tightening torque	[Nm]	-	
Electrical parameters			
Rated current / conductor cross section	[A] / [mm ²]	24 / 4	
Surge voltage category/degree of pollution		III/3	III / 2
Rated insulation voltage	[V]	200	320
Rated surge voltage	[kV]	4	4
Approval data (UL/CUL)			
Use Group		B	C
Nominal voltage/current	[V] / [A]	250 / 10	300 / 10
AWG		26-12	26-12
General data			
Type of insulation material / insulation material group		PA / IIIa	
Inflammability class in acc. with UL 94		V0	

Printed circuit board terminal, Spring-cage connection, Pitch: 5.08 mm

ZFKDS(A) 2,5, Linear double pinning



Dimensions	[mm]
Solder pin length	3.5
Length l	16.85
Height h	14.2



Ordering data

No. of pos.	Type	Order No.	Pcs./ Pkt.	Width w [mm]
2	ZFKDSA 2,5-5,08- 2	1932326	50	11.16
3	ZFKDSA 2,5-5,08- 3	1799167	50	16.24
4	ZFKDSA 2,5-5,08- 4	1714618	50	21.32
5	ZFKDSA 2,5-5,08- 5	1704332	50	26.4
6	ZFKDSA 2,5-5,08- 6	1703651	50	31.48
10	ZFKDSA 2,5-5,08-10	1932339	50	51.8
12	ZFKDSA 2,5-5,08-12	1703652	50	61.96

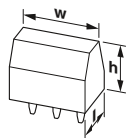



Technical data

Connection capacity				
Solid / stranded	[mm ²]	0.2 - 4 / 0.2 - 2.5		
Stranded with ferrules without plastic sleeve	[mm ²]	0.25 - 2.5		
Stranded with ferrules with plastic sleeve	[mm ²]	0.25 - 1.5		
2 conductors with same cross section solid / stranded	[mm ²]	- / -		
2 conductors with same cross section, stranded, with ferrule without plastic sleeve	[mm ²]	-		
2 conductors with same cross section, stranded, with TWIN ferrules with plastic sleeve	[mm ²]	-		
Conductor cross section AWG/kcmil		24 - 12		
Stripping length	[mm]	7		
Tightening torque	[Nm]	-		
Electrical parameters				
Rated current / conductor cross section	[A] / [mm ²]	24 / 4		
Surge voltage category/degree of pollution		III/3	III / 2	II / 2
Rated insulation voltage	[V]	250	400	630
Rated surge voltage	[kV]	4	4	4
Approval data (UL/CUL)				
Use Group		B	C	D
Nominal voltage/current	[V] / [A]	250 / 10	-	300 / 10
AWG		26-12	-	26-12
General data				
Type of insulation material / insulation material group		PA / I		
Inflammability class in acc. with UL 94		V0		

Printed circuit board terminal, Spring-cage connection, Pitch: 5.08 mm

ZFKKDS(A) 2,5, Linear pinning



Dimensions	[mm]
Solder pin length	3.5
Length l	24
Height h	25.5



Ordering data

No. of pos.	Type	Order No.	Pcs./ Pkt.	Width w [mm]
2	ZFKKDSA 2,5-5,08- 2	1703194	50	11.16
3	ZFKKDSA 2,5-5,08- 3	1710313	50	16.24
4	ZFKKDSA 2,5-5,08- 4	1760620	50	21.32
5	ZFKKDSA 2,5-5,08- 5	1702717	50	26.4
6	ZFKKDSA 2,5-5,08- 6	1702718	50	31.48
9	ZFKKDSA 2,5-5,08- 9	1710766	50	46.72
11	ZFKKDSA 2,5-5,08-11	1702719	50	56.88



Technical data

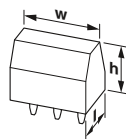
Connection capacity				
Solid / stranded	[mm ²]	0.2 - 4 / 0.2 - 2.5		
Stranded with ferrules without plastic sleeve	[mm ²]	0.25 - 2.5		
Stranded with ferrules with plastic sleeve	[mm ²]	0.25 - 1.5		
2 conductors with same cross section solid / stranded	[mm ²]	- / -		
2 conductors with same cross section, stranded, with ferrule without plastic sleeve	[mm ²]	-		
2 conductors with same cross section, stranded, with TWIN ferrules with plastic sleeve	[mm ²]	-		
Conductor cross section AWG/kcmil		24 - 12		
Stripping length	[mm]	7		
Tightening torque	[Nm]	-		
Electrical parameters				
Rated current / conductor cross section	[A] / [mm ²]	17.5 / 4		
Surge voltage category/degree of pollution		III/3	III / 2	II / 2
Rated insulation voltage	[V]	250	400	630
Rated surge voltage	[kV]	4	4	4
Approval data (UL/CUL)				
Use Group		B	C	D
Nominal voltage/current	[V] / [A]	250 / 10	-	300 / 10
AWG		26-12	-	26-12
General data				
Type of insulation material / insulation material group		PA / I		
Inflammability class in acc. with UL 94		V0		

PCB terminal blocks

Conductor cross section up to 2.5 mm² (AWG 14)

Printed circuit board terminal, Spring-cage connection, Pitch: 5.08 mm

ZFKDS(A) 2,5-EX, Linear double pinning



Dimensions	[mm]
Solder pin length	3.5
Length l	16.85
Height h	14.2

ERC

Ex: EAC Ex

Ordering data

No. of pos.	Type	Order No.	Pcs./ Pkt.	Width w [mm]
2	ZFKDSA 2,5-5,08- 2 EX	1705936	50	11.16
3	ZFKDSA 2,5-5,08- 3 EX	1835341	50	16.24
5	ZFKDSA 2,5-5,08- 5 EX	1848228	50	26.4



Technical data

Ex marking	0344 ^{Ex} II 2G / Ex eb IIC Gb
Examination certificate	PTB 06ATEX1073 U
IECEx certificate	IECEX PTB 06.0096.U
Connection capacity	
Solid / stranded	[mm ²] 0.2 - 4 / 0.2 - 2.5
Solid / stranded	AWG 24 - 14 / 24 - 16
Stripping length	[mm] 7
Tightening torque clamping space	[Nm] -
Electrical parameters	
Rated current / conductor cross section	[A] / [mm ²] 22 / 2.5
Rated voltage	[V] 137
General data	
Type of insulation material / insulation material group	PA / I
Inflammability class in acc. with UL 94	V0

Printed circuit board terminal, Screw connection with wire protector, Pitch: 5 mm

PT 2,5/...-H, Linear pinning



Dimensions	[mm]
Solder pin length	4.1
Length l	9
Height h	13.5



Ordering data

No. of pos.	Type	Order No.	Pcs./ Pkt.	Width w [mm]
2	PT 2,5/ 2-5,0-H	1935776	250	10
3	PT 2,5/ 3-5,0-H	1935789	250	15
4	PT 2,5/ 4-5,0-H	1935792	250	20
5	PT 2,5/ 5-5,0-H	1935802	100	25
6	PT 2,5/ 6-5,0-H	1935815	100	30
7	PT 2,5/ 7-5,0-H	1935828	100	35
8	PT 2,5/ 8-5,0-H	1935831	100	40
9	PT 2,5/ 9-5,0-H	1935844	100	45
10	PT 2,5/10-5,0-H	1935857	100	50
11	PT 2,5/11-5,0-H	1935860	50	55
12	PT 2,5/12-5,0-H	1935873	50	60
13	PT 2,5/13-5,0-H	1935886	50	65
14	PT 2,5/14-5,0-H	1935899	50	70
15	PT 2,5/15-5,0-H	1935909	50	75
16	PT 2,5/16-5,0-H	1935912	50	80

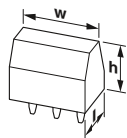


Technical data

Connection capacity				
Solid / stranded	[mm ²]	0.5 - 4 / 0.5 - 4		
Stranded with ferrules without plastic sleeve	[mm ²]	0.5 - 2.5		
Stranded with ferrules with plastic sleeve	[mm ²]	0.5 - 2.5		
2 conductors with same cross section solid / stranded	[mm ²]	0.5 - 1.5 / 0.5 - 1.5		
2 conductors with same cross section, stranded, with ferrule without plastic sleeve	[mm ²]	0.5 - 0.75		
2 conductors with same cross section, stranded, with TWIN ferrules with plastic sleeve	[mm ²]	0.5 - 1.5		
Conductor cross section AWG/kcmil		20 - 10		
Stripping length	[mm]	6.5		
Tightening torque	[Nm]	0.45 - 0.5		
Electrical parameters				
Rated current / conductor cross section	[A] / [mm ²]	32 / 4		
Surge voltage category/degree of pollution		III/3	III / 2	II / 2
Rated insulation voltage	[V]	250	400	630
Rated surge voltage	[kV]	4	4	4
Approval data (UL/CUL)				
Use Group		B	C	D
Nominal voltage/current	[V] / [A]	300 / 20	-	300 / 10
AWG		20-12	-	20-12
General data				
Type of insulation material / insulation material group		PA / I		
Inflammability class in acc. with UL 94		V0		

Printed circuit board terminal, Screw connection with wire protector, Pitch: 5 mm

PT 2,5/...-V, Linear pinning



Dimensions	[mm]
Solder pin length	4.1
Length l	13.5
Height h	9



Ordering data

No. of pos.	Type	Order No.	Pcs./ Pkt.	Width w [mm]
2	PT 2,5/ 2-5,0-V	1987724	250	10
3	PT 2,5/ 3-5,0-V	1987737	250	15
4	PT 2,5/ 4-5,0-V	1987740	250	20
5	PT 2,5/ 5-5,0-V	1987753	100	25
6	PT 2,5/ 6-5,0-V	1987766	100	30
7	PT 2,5/ 7-5,0-V	1987779	100	35
8	PT 2,5/ 8-5,0-V	1987782	100	40
9	PT 2,5/ 9-5,0-V	1987795	100	45
10	PT 2,5/10-5,0-V	1987805	100	50
11	PT 2,5/11-5,0-V	1987818	50	55
12	PT 2,5/12-5,0-V	1987821	50	60
13	PT 2,5/13-5,0-V	1987834	50	65
14	PT 2,5/14-5,0-V	1987847	50	70
15	PT 2,5/15-5,0-V	1987850	50	75
16	PT 2,5/16-5,0-V	1987863	50	80



Technical data

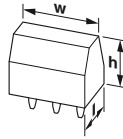
Connection capacity				
Solid / stranded	[mm ²]	0.5 - 4 / 0.5 - 4		
Stranded with ferrules without plastic sleeve	[mm ²]	0.5 - 2.5		
Stranded with ferrules with plastic sleeve	[mm ²]	0.5 - 2.5		
2 conductors with same cross section solid / stranded	[mm ²]	0.5 - 1.5 / 0.5 - 1.5		
2 conductors with same cross section, stranded, with ferrule without plastic sleeve	[mm ²]	0.5 - 0.75		
2 conductors with same cross section, stranded, with TWIN ferrules with plastic sleeve	[mm ²]	0.5 - 1.5		
Conductor cross section AWG/kcmil		20 - 10		
Stripping length	[mm]	6.5		
Tightening torque	[Nm]	0.45 - 0.5		
Electrical parameters				
Rated current / conductor cross section	[A] / [mm ²]	32 / 4		
Surge voltage category/degree of pollution		III/3	III / 2	II / 2
Rated insulation voltage	[V]	250	400	630
Rated surge voltage	[kV]	4	4	4
Approval data (UL/CUL)				
Use Group		B	C	D
Nominal voltage/current	[V] / [A]	300 / 20	-	300 / 10
AWG		20-12	-	20-12
General data				
Type of insulation material / insulation material group		PA / I		
Inflammability class in acc. with UL 94		V0		

PCB terminal blocks

Conductor cross section up to 4 mm² (AWG 12)

Printed circuit board terminal, Screw connection with wire protector, Pitch: 7.5 mm

PT 2,5/...-H, Linear pinning



Dimensions	[mm]
Solder pin length	4.1
Length l	9
Height h	13.5



Ordering data

No. of pos.	Type	Order No.	Pcs./ Pkt.	Width w [mm]
2	PT 2,5/ 2-7,5-H	1988105	250	15
3	PT 2,5/ 3-7,5-H	1988118	250	22.5
4	PT 2,5/ 4-7,5-H	1988121	250	30
5	PT 2,5/ 5-7,5-H	1988134	100	37.5
6	PT 2,5/ 6-7,5-H	1988147	100	45
7	PT 2,5/ 7-7,5-H	1988150	100	52.5
8	PT 2,5/ 8-7,5-H	1988163	100	60
9	PT 2,5/ 9-7,5-H	1988176	100	67.5
10	PT 2,5/10-7,5-H	1988189	100	75
11	PT 2,5/11-7,5-H	1988192	50	82.5
12	PT 2,5/12-7,5-H	1988202	50	90
13	PT 2,5/13-7,5-H	1988215	50	97.5
14	PT 2,5/14-7,5-H	1988228	50	105
15	PT 2,5/15-7,5-H	1988231	50	112.5
16	PT 2,5/16-7,5-H	1988244	50	120

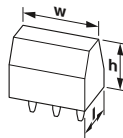


Technical data

Connection capacity			
Solid / stranded	[mm ²]	0.5 - 4 / 0.5 - 4	
Stranded with ferrules without plastic sleeve	[mm ²]	0.5 - 2.5	
Stranded with ferrules with plastic sleeve	[mm ²]	0.5 - 2.5	
2 conductors with same cross section solid / stranded	[mm ²]	0.5 - 1.5 / 0.5 - 1.5	
2 conductors with same cross section, stranded, with ferrule without plastic sleeve	[mm ²]	0.5 - 0.75	
2 conductors with same cross section, stranded, with TWIN ferrules with plastic sleeve	[mm ²]	0.5 - 1.5	
Conductor cross section AWG/kcmil		20 - 10	
Stripping length	[mm]	6.5	
Tightening torque	[Nm]	0.45 - 0.5	
Electrical parameters			
Rated current / conductor cross section	[A] / [mm ²]	32 / 4	
Surge voltage category/degree of pollution		III/3	III / 2 II / 2
Rated insulation voltage	[V]	500	800 1000
Rated surge voltage	[kV]	6	6 6
Approval data (UL/CUL)			
Use Group		B	C D
Nominal voltage/current	[V] / [A]	300 / 20	150 / 20 300 / 10
AWG		20-12	20-12 20-12
General data			
Type of insulation material / insulation material group		PA / I	
Inflammability class in acc. with UL 94		V0	

Printed circuit board terminal, Screw connection with wire protector, Pitch: 7.5 mm

PT 2,5/...-V, Linear pinning



Dimensions	[mm]
Solder pin length	4.1
Length l	13.5
Height h	9



Ordering data

No. of pos.	Type	Order No.	Pcs./ Pkt.	Width w [mm]
2	PT 2,5/ 2-7,5-V	1987957	250	15
3	PT 2,5/ 3-7,5-V	1987960	250	22.5
4	PT 2,5/ 4-7,5-V	1987973	250	30
5	PT 2,5/ 5-7,5-V	1987986	100	37.5
6	PT 2,5/ 6-7,5-V	1987999	100	45
7	PT 2,5/ 7-7,5-V	1988008	100	52.5
8	PT 2,5/ 8-7,5-V	1988011	100	60
9	PT 2,5/ 9-7,5-V	1988024	100	67.5
10	PT 2,5/10-7,5-V	1988037	100	75
11	PT 2,5/11-7,5-V	1988040	50	82.5
12	PT 2,5/12-7,5-V	1988053	50	90
13	PT 2,5/13-7,5-V	1988066	50	97.5
14	PT 2,5/14-7,5-V	1988079	50	105
15	PT 2,5/15-7,5-V	1988082	50	112.5
16	PT 2,5/16-7,5-V	1988095	50	120



Technical data

Connection capacity			
Solid / stranded	[mm ²]	0.5 - 4 / 0.5 - 4	
Stranded with ferrules without plastic sleeve	[mm ²]	0.5 - 2.5	
Stranded with ferrules with plastic sleeve	[mm ²]	0.5 - 2.5	
2 conductors with same cross section solid / stranded	[mm ²]	0.5 - 1.5 / 0.5 - 1.5	
2 conductors with same cross section, stranded, with ferrule without plastic sleeve	[mm ²]	0.5 - 0.75	
2 conductors with same cross section, stranded, with TWIN ferrules with plastic sleeve	[mm ²]	0.5 - 1.5	
Conductor cross section AWG/kcmil		20 - 10	
Stripping length	[mm]	6.5	
Tightening torque	[Nm]	0.45 - 0.5	
Electrical parameters			
Rated current / conductor cross section	[A] / [mm ²]	32 / 4	
Surge voltage category/degree of pollution		III/3	III / 2 II / 2
Rated insulation voltage	[V]	500	800 1000
Rated surge voltage	[kV]	6	6 6
Approval data (UL/CUL)			
Use Group		B	C D
Nominal voltage/current	[V] / [A]	300 / 20	150 / 20 300 / 10
AWG		20-12	20-12 20-12
General data			
Type of insulation material / insulation material group		PA / I	
Inflammability class in acc. with UL 94		V0	

Printed circuit board terminal, Screw connection with tension sleeve, Pitch: 7.5 mm

KDS 4, Linear pinning



Dimensions	[mm]
Solder pin length	5
Length l	20.6
Height h	18



Ordering data

No. of pos.	Type	Order No.	Pcs./ Pkt.	Width w [mm]
1	KDS 4	1780507	50	7.5
4	KDS 4/ 4	1734083	50	30

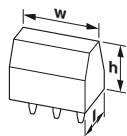


Technical data

Connection capacity				
Solid / stranded	[mm ²]	0.2 - 6 / 0.2 - 4		
Stranded with ferrules without plastic sleeve	[mm ²]	0.25 - 4		
Stranded with ferrules with plastic sleeve	[mm ²]	0.25 - 4		
2 conductors with same cross section solid / stranded	[mm ²]	0.2 - 1.5 / 0.2 - 1		
2 conductors with same cross section, stranded, with ferrule without plastic sleeve	[mm ²]	0.25 - 1		
2 conductors with same cross section, stranded, with TWIN ferrules with plastic sleeve	[mm ²]	0.5 - 2.5		
Conductor cross section AWG/kcmil		24 - 10		
Stripping length	[mm]	8		
Tightening torque	[Nm]	0.6 - 0.8		
Electrical parameters				
Rated current / conductor cross section	[A] / [mm ²]	41 / 6		
Surge voltage category/degree of pollution		III/3	III / 2	II / 2
Rated insulation voltage	[V]	320	320	630
Rated surge voltage	[kV]	4	4	4
Approval data (UL/CUL)				
Use Group		B	C	D
Nominal voltage/current	[V] / [A]	300 / 30	-	300 / 10
AWG		30-10	-	30-10
Approval data (CSA)				
Use Group		B	C	D
Nominal voltage/current	[V] / [A]	300 / 30	-	300 / 10
AWG		28-10	-	28-10
General data				
Type of insulation material / insulation material group		PA / I		
Inflammability class in acc. with UL 94		V0		

Printed circuit board terminal, Screw connection with tension sleeve, Pitch: 7.5 mm

KDSP 4, Linear pinning



Dimensions	[mm]
Solder pin length	5
Length l	20.6
Height h	18



Ordering data

No. of pos.	Type	Order No.	Pcs./ Pkt.	Width w [mm]
1	KDSP 4	1780536	50	7.5
1	KDSP 4/ 1	1714029	50	7.5
3	KDSP 4/ 3	1705668	50	22.5



Technical data

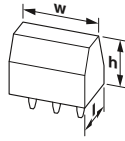
Connection capacity				
Solid / stranded	[mm ²]	0.2 - 6 / 0.2 - 4		
Stranded with ferrules without plastic sleeve	[mm ²]	0.25 - 4		
Stranded with ferrules with plastic sleeve	[mm ²]	0.25 - 4		
2 conductors with same cross section solid / stranded	[mm ²]	0.2 - 1.5 / 0.2 - 1		
2 conductors with same cross section, stranded, with ferrule without plastic sleeve	[mm ²]	0.25 - 1		
2 conductors with same cross section, stranded, with TWIN ferrules with plastic sleeve	[mm ²]	0.5 - 2.5		
Conductor cross section AWG/kcmil		24 - 10		
Stripping length	[mm]	8		
Tightening torque	[Nm]	0.6 - 0.8		
Electrical parameters				
Rated current / conductor cross section	[A] / [mm ²]	41 / 6		
Surge voltage category/degree of pollution		III/3	III / 2	II / 2
Rated insulation voltage	[V]	320	320	630
Rated surge voltage	[kV]	4	4	4
Approval data (UL/CUL)				
Use Group		B	C	D
Nominal voltage/current	[V] / [A]	300 / 30	-	300 / 10
AWG		30-10	-	30-10
Approval data (CSA)				
Use Group		B	C	D
Nominal voltage/current	[V] / [A]	300 / 30	-	300 / 10
AWG		28-10	-	28-10
General data				
Type of insulation material / insulation material group		PA / I		
Inflammability class in acc. with UL 94		V0		

PCB terminal blocks


Conductor cross section up to 6 mm² (AWG 10)

Printed circuit board terminal, Screw connection with tension sleeve, Pitch: 6.35 mm

MKDS 5, Linear pinning



Dimensions	[mm]
Solder pin length	5.1
Length l	12.5
Height h	21.5

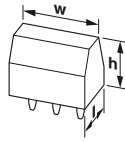


Ordering data			
No. of pos.	Type	Order No.	Pcs./ Pkt.
2	MKDS 5/ 2-6,35	1714955	50
3	MKDS 5/ 3-6,35	1714968	50
4	MKDS 5/ 4-6,35	1706756	50
5	MKDS 5/ 5-6,35	1713985	50
6	MKDS 5/ 6-6,35	1713969	50
8	MKDS 5/ 8-6,35	1713927	50
10	MKDS 5/10-6,35	1713888	50
12	MKDS 5/12-6,35	1713846	50
14	MKDS 5/14-6,35	1713804	50

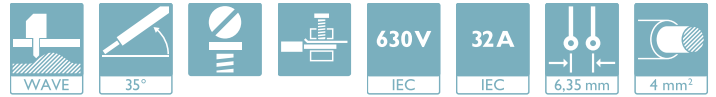
Technical data			
Connection capacity			
Solid / stranded	[mm ²]	0.2 - 6 / 0.2 - 4	
Stranded with ferrules without plastic sleeve	[mm ²]	0.25 - 4	
Stranded with ferrules with plastic sleeve	[mm ²]	0.25 - 4	
2 conductors with same cross section solid / stranded	[mm ²]	0.2 - 1.5 / 0.2 - 1.5	
2 conductors with same cross section, stranded, with ferrule without plastic sleeve	[mm ²]	0.25 - 0.75	
2 conductors with same cross section, stranded, with TWIN ferrules with plastic sleeve	[mm ²]	0.5 - 2.5	
Conductor cross section AWG/kcmil		24 - 10	
Stripping length	[mm]	8	
Tightening torque	[Nm]	0.5 - 0.6	
Electrical parameters			
Rated current / conductor cross section	[A] / [mm ²]	32 / 6	
Surge voltage category/degree of pollution		III/3	III / 2
Rated insulation voltage	[V]	500	630
Rated surge voltage	[kV]	6	6
Approval data (UL/CUL)			
Use Group		B	C
Nominal voltage/current	[V] / [A]	300 / 30	300 / 10
AWG		30-10	30-10
Approval data (CSA)			
Use Group		B	C
Nominal voltage/current	[V] / [A]	300 / 10	300 / 10
AWG		28-10	28-10
General data			
Type of insulation material / insulation material group		PA / I	
Inflammability class in acc. with UL 94		V0	

Printed circuit board terminal, Screw connection with tension sleeve, Pitch: 6.35 mm

SMKDS 5, Linear pinning



Dimensions	[mm]
Solder pin length	5
Length l	18.5
Height h	21.5



Ordering data			
No. of pos.	Type	Order No.	Pcs./ Pkt.
2	SMKDS 5/ 2-6,35	1720033	50
3	SMKDS 5/ 3-6,35	1720046	50

Technical data			
Connection capacity			
Solid / stranded	[mm ²]	0.2 - 6 / 0.2 - 4	
Stranded with ferrules without plastic sleeve	[mm ²]	0.25 - 4	
Stranded with ferrules with plastic sleeve	[mm ²]	0.25 - 4	
2 conductors with same cross section solid / stranded	[mm ²]	0.2 - 1.5 / 0.2 - 1.5	
2 conductors with same cross section, stranded, with ferrule without plastic sleeve	[mm ²]	0.25 - 0.75	
2 conductors with same cross section, stranded, with TWIN ferrules with plastic sleeve	[mm ²]	0.5 - 2.5	
Conductor cross section AWG/kcmil		24 - 10	
Stripping length	[mm]	8	
Tightening torque	[Nm]	0.5 - 0.6	
Electrical parameters			
Rated current / conductor cross section	[A] / [mm ²]	32 / 6	
Surge voltage category/degree of pollution		III/3	III / 2
Rated insulation voltage	[V]	500	630
Rated surge voltage	[kV]	6	6
Approval data (UL/CUL)			
Use Group		B	C
Nominal voltage/current	[V] / [A]	250 / 30	300 / 10
AWG		30-10	30-10
Approval data (CSA)			
Use Group		B	C
Nominal voltage/current	[V] / [A]	300 / 10	300 / 10
AWG		28-10	28-10
General data			
Type of insulation material / insulation material group		PA / I	
Inflammability class in acc. with UL 94		V2	

Printed circuit board terminal, Screw connection with tension sleeve, Pitch: 6.35 mm

MKKDS 5, Linear pinning



Dimensions	[mm]
Solder pin length	5.2
Length l	28
Height h	38.9



Ordering data

No. of pos.	Type	Order No.	Pcs./ Pkt.	Width w [mm]
2	MKKDS 5/ 2-6,35	1719031	50	12.7
3	MKKDS 5/ 3-6,35	1719044	50	19.05

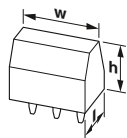


Technical data

Connection capacity				
Solid / stranded	[mm ²]	0.2 - 6 / 0.2 - 6		
Stranded with ferrules without plastic sleeve	[mm ²]	0.25 - 4		
Stranded with ferrules with plastic sleeve	[mm ²]	0.25 - 4		
2 conductors with same cross section solid / stranded	[mm ²]	0.2 - 1.5 / 0.2 - 1.5		
2 conductors with same cross section, stranded, with ferrule without plastic sleeve	[mm ²]	0.25 - 0.75		
2 conductors with same cross section, stranded, with TWIN ferrules with plastic sleeve	[mm ²]	0.5 - 2.5		
Conductor cross section AWG/kcmil		24 - 10		
Stripping length	[mm]	8		
Tightening torque	[Nm]	0.5 - 0.6		
Electrical parameters				
Rated current / conductor cross section	[A] / [mm ²]	41 / 6		
Surge voltage category/degree of pollution		III/3	III / 2	II / 2
Rated insulation voltage	[V]	500	630	1000
Rated surge voltage	[kV]	6	6	6
Approval data (UL/CUL)				
Use Group		B	C	D
Nominal voltage/current	[V] / [A]	300 / 30	-	300 / 10
AWG		30-10	-	30-10
Approval data (CSA)				
Use Group		B	C	D
Nominal voltage/current	[V] / [A]	300 / 10	-	300 / 10
AWG		28-10	-	28-10
General data				
Type of insulation material / insulation material group		PA / I		
Inflammability class in acc. with UL 94		V0		

Printed circuit board terminal, Screw connection with tension sleeve, Pitch: 6.35 mm

MKDS 5 N HV, Zigzag pinning W



Dimensions	[mm]
Solder pin length	5
Length l	15.85
Height h	27



Ordering data

No. of pos.	Type	Order No.	Pcs./ Pkt.	Width w [mm]
2	MKDS 5N HV/ 2-ZB-6,35	1777545	50	12.7
3	MKDS 5N HV/ 3-ZB-6,35	1777558	50	19.05
4	MKDS 5N HV/ 4-ZB-6,35	1777561	50	25.4
5	MKDS 5N HV/ 5-ZB-6,35	1777574	50	31.75
6	MKDS 5N HV/ 6-ZB-6,35	1777587	50	38.1
7	MKDS 5N HV/ 7-ZB-6,35	1777590	50	44.45
8	MKDS 5N HV/ 8-ZB-6,35	1777600	50	50.8
9	MKDS 5N HV/ 9-ZB-6,35	1777613	50	57.15
10	MKDS 5N HV/10-ZB-6,35	1777626	50	63.5
11	MKDS 5N HV/11-ZB-6,35	1777639	50	69.85
12	MKDS 5N HV/12-ZB-6,35	1777642	50	76.2



Technical data

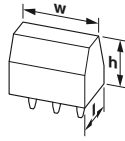
Connection capacity				
Solid / stranded	[mm ²]	0.2 - 6 / 0.2 - 4		
Stranded with ferrules without plastic sleeve	[mm ²]	0.25 - 4		
Stranded with ferrules with plastic sleeve	[mm ²]	0.25 - 4		
2 conductors with same cross section solid / stranded	[mm ²]	0.2 - 1.5 / 0.2 - 1.5		
2 conductors with same cross section, stranded, with ferrule without plastic sleeve	[mm ²]	0.25 - 0.75		
2 conductors with same cross section, stranded, with TWIN ferrules with plastic sleeve	[mm ²]	0.5 - 2.5		
Conductor cross section AWG/kcmil		24 - 10		
Stripping length	[mm]	8		
Tightening torque	[Nm]	0.5 - 0.6		
Electrical parameters				
Rated current / conductor cross section	[A] / [mm ²]	41 / 6		
Surge voltage category/degree of pollution		III/3	III / 2	II / 2
Rated insulation voltage	[V]	800	1000	1000
Rated surge voltage	[kV]	8	8	8
Approval data (UL/CUL)				
Use Group		B	C	D
Nominal voltage/current	[V] / [A]	600 / 30	600 / 30	-
AWG		30-10	30-10	-
General data				
Type of insulation material / insulation material group		PA / I		
Inflammability class in acc. with UL 94		V0		

PCB terminal blocks

Conductor cross section up to 6 mm² (AWG 10)

Printed circuit board terminal, Screw connection with tension sleeve, Pitch: 6.35 mm

TDPT 4/..-SC, Zigzag pinning W



Dimensions	[mm]
Solder pin length	3.5
Length l	20.75
Height h	23.4



Ordering data

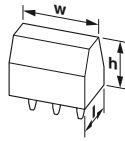
No. of pos.	Type	Order No.	Pcs./ Pkt.	Width w [mm]
2	TDPT 4/ 2-SC-6,35-ZB	1017514	50	13.5
3	TDPT 4/ 3-SC-6,35-ZB	1017515	50	19.85
4	TDPT 4/ 4-SC-6,35-ZB	1017516	50	26.2
5	TDPT 4/ 5-SC-6,35-ZB	1017517	50	32.55
6	TDPT 4/ 6-SC-6,35-ZB	1017519	50	38.9

Technical data

Connection capacity			
Solid / stranded	[mm ²]	0.2 - 6 / 0.2 - 6	
Stranded with ferrules without plastic sleeve	[mm ²]	0.2 - 4	
Stranded with ferrules with plastic sleeve	[mm ²]	0.2 - 4	
2 conductors with same cross section solid / stranded	[mm ²]	0.2 - 1.5 / 0.2 - 1.5	
2 conductors with same cross section, stranded, with ferrule without plastic sleeve	[mm ²]	-	
2 conductors with same cross section, stranded, with TWIN ferrules with plastic sleeve	[mm ²]	-	
Conductor cross section AWG/kcmil		24 - 10	
Stripping length	[mm]	10	
Tightening torque	[Nm]	0.6 - 0.8	
Electrical parameters			
Rated current / conductor cross section	[A] / [mm ²]	41 / 6	
Surge voltage category/degree of pollution		III/3	III / 2
Rated insulation voltage	[V]	800	1000
Rated surge voltage	[kV]	8	6
Approval data (UL/CUL)			
Use Group		B	C
Nominal voltage/current	[V] / [A]	600 / 30	600 / 30
AWG		24-10	24-10
General data			
Type of insulation material / insulation material group		PA / I	
Inflammability class in acc. with UL 94		V0	

Printed circuit board terminal, Screw connection with tension sleeve, Pitch: 7.62 mm

MKDS 5, Linear pinning



Dimensions	[mm]
Solder pin length	5.1
Length l	12.5
Height h	21.5



Ordering data

No. of pos.	Type	Order No.	Pcs./ Pkt.	Width w [mm]
2	MKDS 5/ 2-7,62	1868076	50	15.24
3	MKDS 5/ 3-7,62	1704936	50	22.86
5	MKDS 5/ 5-7,62	1704949	50	38.1
18	MKDS 5/18-7,62	1985438	50	137.16

Technical data

Connection capacity			
Solid / stranded	[mm ²]	0.2 - 6 / 0.2 - 4	
Stranded with ferrules without plastic sleeve	[mm ²]	0.25 - 4	
Stranded with ferrules with plastic sleeve	[mm ²]	0.25 - 4	
2 conductors with same cross section solid / stranded	[mm ²]	0.2 - 1.5 / 0.2 - 1.5	
2 conductors with same cross section, stranded, with ferrule without plastic sleeve	[mm ²]	0.25 - 0.75	
2 conductors with same cross section, stranded, with TWIN ferrules with plastic sleeve	[mm ²]	0.5 - 2.5	
Conductor cross section AWG/kcmil		24 - 10	
Stripping length	[mm]	8	
Tightening torque	[Nm]	0.5 - 0.6	
Electrical parameters			
Rated current / conductor cross section	[A] / [mm ²]	32 / 6	
Surge voltage category/degree of pollution		III/3	III / 2
Rated insulation voltage	[V]	500	630
Rated surge voltage	[kV]	6	6
Approval data (UL/CUL)			
Use Group		B	C
Nominal voltage/current	[V] / [A]	300 / 30	300 / 10
AWG		30-10	30-10
General data			
Type of insulation material / insulation material group		PA / I	
Inflammability class in acc. with UL 94		V0	

Printed circuit board terminal, Screw connection with tension sleeve, Pitch: 9.52 mm

MKDS 5, Linear pinning



Dimensions	[mm]
Solder pin length	5
Length l	12.05
Height h	21.5



Ordering data

No. of pos.	Type	Order No.	Pcs./ Pkt.	Width w [mm]
2	MKDS 5/ 2-9,5	1714971	50	19.04
3	MKDS 5/ 3-9,5	1714984	50	28.56
8	MKDS 5/ 8-9,5	1713914	50	76.16
10	MKDS 5/10-9,5	1713875	25	95.2
11	MKDS 5/11-9,5	1713859	50	104.72

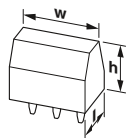


Technical data

Connection capacity				
Solid / stranded	[mm ²]	0.2 - 6 / 0.2 - 4		
Stranded with ferrules without plastic sleeve	[mm ²]	0.25 - 4		
Stranded with ferrules with plastic sleeve	[mm ²]	0.25 - 4		
2 conductors with same cross section solid / stranded	[mm ²]	0.2 - 1.5 / 0.2 - 1.5		
2 conductors with same cross section, stranded, with ferrule without plastic sleeve	[mm ²]	0.25 - 0.75		
2 conductors with same cross section, stranded, with TWIN ferrules with plastic sleeve	[mm ²]	0.5 - 2.5		
Conductor cross section AWG/kcmil		24 - 10		
Stripping length	[mm]	8		
Tightening torque	[Nm]	0.5 - 0.6		
Electrical parameters				
Rated current / conductor cross section	[A] / [mm ²]	32 / 6		
Surge voltage category/degree of pollution		III/3	III / 2	II / 2
Rated insulation voltage	[V]	690	1000	1000
Rated surge voltage	[kV]	6	6	6
Approval data (UL/CUL)				
Use Group		B	C	D
Nominal voltage/current	[V] / [A]	300 / 30	300 / 30	600 / 5
AWG		30-10	30-10	30-10
Approval data (CSA)				
Use Group		B	C	D
Nominal voltage/current	[V] / [A]	300 / 30	300 / 30	-
AWG		28-10	28-10	-
General data				
Type of insulation material / insulation material group		PA / I		
Inflammability class in acc. with UL 94		V0		

Printed circuit board terminal, Screw connection with tension sleeve, Pitch: 9.52 mm

MKDS 5 HV, Linear pinning



Dimensions	[mm]
Solder pin length	5.2
Length l	16
Height h	21.5



Ordering data

No. of pos.	Type	Order No.	Pcs./ Pkt.	Width w [mm]
2	MKDS 5 HV/ 2-9,52	1902547	50	19.04
3	MKDS 5 HV/ 3-9,52	1904150	50	28.56
4	MKDS 5 HV/ 4-9,52	1906129	50	38.08
8	MKDS 5 HV/ 8-9,52	1933516	50	76.16



Technical data

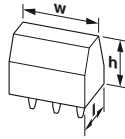
Connection capacity				
Solid / stranded	[mm ²]	0.2 - 6 / 0.2 - 4		
Stranded with ferrules without plastic sleeve	[mm ²]	0.25 - 4		
Stranded with ferrules with plastic sleeve	[mm ²]	0.25 - 4		
2 conductors with same cross section solid / stranded	[mm ²]	0.2 - 1.5 / 0.2 - 1.5		
2 conductors with same cross section, stranded, with ferrule without plastic sleeve	[mm ²]	0.25 - 0.75		
2 conductors with same cross section, stranded, with TWIN ferrules with plastic sleeve	[mm ²]	0.5 - 2.5		
Conductor cross section AWG/kcmil		24 - 10		
Stripping length	[mm]	8		
Tightening torque	[Nm]	0.5 - 0.6		
Electrical parameters				
Rated current / conductor cross section	[A] / [mm ²]	32 / 6		
Surge voltage category/degree of pollution		III/3	III / 2	II / 2
Rated insulation voltage	[V]	800	1000	1000
Rated surge voltage	[kV]	8	8	6
Approval data (UL/CUL)				
Use Group		B	C	D
Nominal voltage/current	[V] / [A]	300 / 30	300 / 30	600 / 5
AWG		30-10	30-10	30-10
General data				
Type of insulation material / insulation material group		PA / I		
Inflammability class in acc. with UL 94		V0		

PCB terminal blocks

Conductor cross section up to 6 mm² (AWG 10)

Printed circuit board terminal, Screw connection with tension sleeve, Pitch: 9.52 mm

MKDS 5 HV, Zigzag pinning M



Dimensions	[mm]
Solder pin length	5.2
Length l	16
Height h	21.5



Ordering data

No. of pos.	Type	Order No.	Pcs./ Pkt.	Width w [mm]
2	MKDS 5 HV/ 2-9,52-Z	1907432	50	19.04
2	MKDS 5 HV/ 2-9,52-Z	1907432	50	19.04
3	MKDS 5 HV/ 3-9,52-Z	1907429	50	28.56
4	MKDS 5 HV/ 4-9,52-Z	1760769	50	38.08
5	MKDS 5 HV/ 5-9,52-Z	1760772	50	47.6
6	MKDS 5 HV/ 6-9,52-Z	1757659	50	57.12

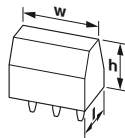


Technical data

Connection capacity			
Solid / stranded	[mm ²]	0.2 - 6 / 0.2 - 4	
Stranded with ferrules without plastic sleeve	[mm ²]	0.25 - 4	
Stranded with ferrules with plastic sleeve	[mm ²]	0.25 - 4	
2 conductors with same cross section solid / stranded	[mm ²]	0.2 - 1.5 / 0.2 - 1.5	
2 conductors with same cross section, stranded, with ferrule without plastic sleeve	[mm ²]	0.25 - 0.75	
2 conductors with same cross section, stranded, with TWIN ferrules with plastic sleeve	[mm ²]	0.5 - 2.5	
Conductor cross section AWG/kcmil		24 - 10	
Stripping length	[mm]	8	
Tightening torque	[Nm]	0.5 - 0.6	
Electrical parameters			
Rated current / conductor cross section	[A] / [mm ²]	32 / 6	
Surge voltage category/degree of pollution		III/3	III / 2
Rated insulation voltage	[V]	690	1000
Rated surge voltage	[kV]	8	6
Approval data (UL/CUL)			
Use Group		B	C
Nominal voltage/current	[V] / [A]	600 / 30	600 / 30
AWG		30-10	30-10
General data			
Type of insulation material / insulation material group		PA / I	
Inflammability class in acc. with UL 94		V0	

Printed circuit board terminal, Screw connection with tension sleeve, Pitch: 9.52 mm

SMKDS 5, Linear pinning



Dimensions	[mm]
Solder pin length	5
Length l	18.5
Height h	21.5



Ordering data

No. of pos.	Type	Order No.	Pcs./ Pkt.	Width w [mm]
2	SMKDS 5/ 2-9,5	1720017	50	19.04
3	SMKDS 5/ 3-9,5	1720020	50	28.56



Technical data

Connection capacity			
Solid / stranded	[mm ²]	0.2 - 6 / 0.2 - 4	
Stranded with ferrules without plastic sleeve	[mm ²]	0.25 - 4	
Stranded with ferrules with plastic sleeve	[mm ²]	0.25 - 4	
2 conductors with same cross section solid / stranded	[mm ²]	0.2 - 1.5 / 0.2 - 1.5	
2 conductors with same cross section, stranded, with ferrule without plastic sleeve	[mm ²]	0.25 - 0.75	
2 conductors with same cross section, stranded, with TWIN ferrules with plastic sleeve	[mm ²]	0.5 - 2.5	
Conductor cross section AWG/kcmil		24 - 10	
Stripping length	[mm]	8	
Tightening torque	[Nm]	0.5 - 0.6	
Electrical parameters			
Rated current / conductor cross section	[A] / [mm ²]	32 / 6	
Surge voltage category/degree of pollution		III/3	III / 2
Rated insulation voltage	[V]	690	1000
Rated surge voltage	[kV]	6	6
Approval data (UL/CUL)			
Use Group		B	C
Nominal voltage/current	[V] / [A]	250 / 30	300 / 30
AWG		30-10	30-10
Approval data (CSA)			
Use Group		B	C
Nominal voltage/current	[V] / [A]	300 / 30	300 / 30
AWG		28-10	28-10
General data			
Type of insulation material / insulation material group		PA / I	
Inflammability class in acc. with UL 94		V2	

Printed circuit board terminal, Screw connection with tension sleeve, Pitch: 9.52 mm

MKKDS 5, Linear pinning



Dimensions	[mm]
Solder pin length	5.2
Length l	28
Height h	38.9



Ordering data

No. of pos.	Type	Order No.	Pcs./ Pkt.	Width w [mm]
2	MKKDS 5/ 2-9,5	1719015	50	23.8
3	MKKDS 5/ 3-9,5	1719028	50	33.32

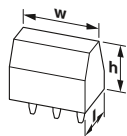


Technical data

Connection capacity				
Solid / stranded	[mm ²]	0.2 - 6 / 0.2 - 6		
Stranded with ferrules without plastic sleeve	[mm ²]	0.25 - 4		
Stranded with ferrules with plastic sleeve	[mm ²]	0.25 - 4		
2 conductors with same cross section solid / stranded	[mm ²]	0.2 - 1.5 / 0.2 - 1.5		
2 conductors with same cross section, stranded, with ferrule without plastic sleeve	[mm ²]	0.25 - 0.75		
2 conductors with same cross section, stranded, with TWIN ferrules with plastic sleeve	[mm ²]	0.5 - 2.5		
Conductor cross section AWG/kcmil		24 - 10		
Stripping length	[mm]	8		
Tightening torque	[Nm]	0.5 - 0.6		
Electrical parameters				
Rated current / conductor cross section	[A] / [mm ²]	41 / 6		
Surge voltage category/degree of pollution		III/3	III / 2	II / 2
Rated insulation voltage	[V]	690	1000	1000
Rated surge voltage	[kV]	6	6	6
Approval data (UL/CUL)				
Use Group		B	C	D
Nominal voltage/current	[V] / [A]	300 / 30	300 / 30	600 / 5
AWG		30-10	30-10	30-10
Approval data (CSA)				
Use Group		B	C	D
Nominal voltage/current	[V] / [A]	300 / 30	300 / 30	-
AWG		28-10	28-10	-
General data				
Type of insulation material / insulation material group		PA / I		
Inflammability class in acc. with UL 94		V0		

Printed circuit board terminal, Front screw connection, Pitch: 7.62 mm

FRONT 4-H, Linear pinning



Dimensions	[mm]
Solder pin length	5
Length l	26
Height h	29.4



Ordering data

No. of pos.	Type	Order No.	Pcs./ Pkt.	Width w [mm]
1	FRONT 4-H-7,62	1703034	50	7.62
3	FRONT 4-H-7,62-3	1986097	10	22.86
4	FRONT 4-H-7,62-4	1703212	10	30.48
11	FRONT 4-H-7,62-11	1828374	10	83.82



Technical data

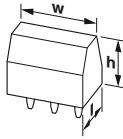
Connection capacity				
Solid / stranded	[mm ²]	0.5 - 6 / 0.5 - 6		
Stranded with ferrules without plastic sleeve	[mm ²]	0.5 - 4		
Stranded with ferrules with plastic sleeve	[mm ²]	0.5 - 2.5		
2 conductors with same cross section solid / stranded	[mm ²]	0.5 - 1.5 / 0.5 - 1.5		
2 conductors with same cross section, stranded, with ferrule without plastic sleeve	[mm ²]	0.25 - 1		
2 conductors with same cross section, stranded, with TWIN ferrules with plastic sleeve	[mm ²]	0.5 - 1		
Conductor cross section AWG/kcmil		20 - 10		
Stripping length	[mm]	14		
Tightening torque	[Nm]	0.5 - 0.6		
Electrical parameters				
Rated current / conductor cross section	[A] / [mm ²]	32 / 6		
Surge voltage category/degree of pollution		III/3	III / 2	II / 2
Rated insulation voltage	[V]	500	630	1000
Rated surge voltage	[kV]	6	6	6
Approval data (UL/CUL)				
Use Group		B	C	D
Nominal voltage/current	[V] / [A]	300 / 30	-	300 / 10
AWG		24-10	-	24-10
Approval data (CSA)				
Use Group		B	C	D
Nominal voltage/current	[V] / [A]	300 / 30	-	300 / 10
AWG		22-10	-	22-10
General data				
Type of insulation material / insulation material group		PA / I		
Inflammability class in acc. with UL 94		V0		

PCB terminal blocks

Conductor cross section up to 6 mm² (AWG 10)

Printed circuit board terminal, Front screw connection, Pitch: 7.62 mm

FRONT 4-V, Linear pinning



Dimensions	[mm]
Solder pin length	5
Length l	27
Height h	26



Ordering data

No. of pos.	Type	Order No.	Pcs./ Pkt.	Width w [mm]
1	FRONT 4-V-7,62	1703021	50	7.62
4	FRONT 4-V-7,62- 4	1930645	10	30.48

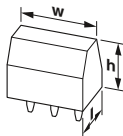


Technical data

Connection capacity			
Solid / stranded	[mm ²]	0.5 - 6 / 0.5 - 6	
Stranded with ferrules without plastic sleeve	[mm ²]	0.5 - 4	
Stranded with ferrules with plastic sleeve	[mm ²]	0.5 - 2.5	
2 conductors with same cross section solid / stranded	[mm ²]	0.5 - 1.5 / 0.5 - 1.5	
2 conductors with same cross section, stranded, with ferrule without plastic sleeve	[mm ²]	0.25 - 1	
2 conductors with same cross section, stranded, with TWIN ferrules with plastic sleeve	[mm ²]	0.5 - 1	
Conductor cross section AWG/kcmil		20 - 10	
Stripping length	[mm]	14	
Tightening torque	[Nm]	0.5 - 0.6	
Electrical parameters			
Rated current / conductor cross section	[A] / [mm ²]	32 / 6	
Surge voltage category/degree of pollution		III/3	III / 2 II / 2
Rated insulation voltage	[V]	500	630 1000
Rated surge voltage	[kV]	6	6 6
Approval data (UL/CUL)			
Use Group		B	C D
Nominal voltage/current	[V] / [A]	300 / 30	- 300 / 10
AWG		24-10	- 24-10
Approval data (CSA)			
Use Group		B	C D
Nominal voltage/current	[V] / [A]	300 / 30	- 300 / 10
AWG		22-10	- 22-10
General data			
Type of insulation material / insulation material group		PA / I	
Inflammability class in acc. with UL 94		V0	

Printed circuit board terminal, Push-in spring connection, Pitch: 7.5 mm

SPT 5/...H, Zigzag pinning W



Dimensions	[mm]
Solder pin length	4.6
Length l	24.15
Height h	14.4



Ordering data

No. of pos.	Type	Order No.	Pcs./ Pkt.	Width w [mm]
2	SPT 5/ 2-H-7,5-ZB	1719192	50	16.8
3	SPT 5/ 3-H-7,5-ZB	1719202	50	24.3
4	SPT 5/ 4-H-7,5-ZB	1719215	50	31.8
5	SPT 5/ 5-H-7,5-ZB	1719228	50	39.3
6	SPT 5/ 6-H-7,5-ZB	1719231	50	46.8
7	SPT 5/ 7-H-7,5-ZB	1719244	50	54.3
8	SPT 5/ 8-H-7,5-ZB	1719257	50	61.8
9	SPT 5/ 9-H-7,5-ZB	1719260	50	69.3
10	SPT 5/10-H-7,5-ZB	1719273	50	76.8
11	SPT 5/11-H-7,5-ZB	1719286	50	84.3
12	SPT 5/12-H-7,5-ZB	1719299	50	91.8



Technical data

Connection capacity			
Solid / stranded	[mm ²]	0.2 - 10 / 0.2 - 6	
Stranded with ferrules without plastic sleeve	[mm ²]	0.25 - 6	
Stranded with ferrules with plastic sleeve	[mm ²]	0.25 - 4	
2 conductors with same cross section solid / stranded	[mm ²]	- / -	
2 conductors with same cross section, stranded, with ferrule without plastic sleeve	[mm ²]	-	
2 conductors with same cross section, stranded, with TWIN ferrules with plastic sleeve	[mm ²]	0.25 - 1.5	
Conductor cross section AWG/kcmil		24 - 8	
Stripping length	[mm]	15	
Tightening torque	[Nm]	-	
Electrical parameters			
Rated current / conductor cross section	[A] / [mm ²]	41 / 10	
Surge voltage category/degree of pollution		III/3	III / 2 II / 2
Rated insulation voltage	[V]	800	1000 1000
Rated surge voltage	[kV]	8	8 6
Approval data (UL/CUL)			
Use Group		B	C D
Nominal voltage/current	[V] / [A]	600 / 36	600 / 36 -
AWG		24-8	24-8 -
General data			
Type of insulation material / insulation material group		PA / I	
Inflammability class in acc. with UL 94		V0	

Printed circuit board terminal, Push-in spring connection, Pitch: 7.5 mm

SPT 5/...-H, Linear double pinning



Dimensions	[mm]
Solder pin length	4.6
Length l	24.15
Height h	19.6



Ordering data

No. of pos.	Type	Order No.	Pcs./ Pkt.	Width w [mm]
2	SPT 5/ 2-H-7.5	1738131	50	16.8

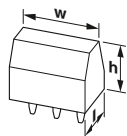


Technical data

Connection capacity		
Solid / stranded	[mm ²]	0.2 - 10 / 0.2 - 6
Stranded with ferrules without plastic sleeve	[mm ²]	0.25 - 6
Stranded with ferrules with plastic sleeve	[mm ²]	0.25 - 4
2 conductors with same cross section solid / stranded	[mm ²]	- / -
2 conductors with same cross section, stranded, with ferrule without plastic sleeve	[mm ²]	-
2 conductors with same cross section, stranded, with TWIN ferrules with plastic sleeve	[mm ²]	0.25 - 1.5
Conductor cross section AWG/kcmil		24 - 8
Stripping length	[mm]	15
Tightening torque	[Nm]	-
Electrical parameters		
Rated current / conductor cross section	[A] / [mm ²]	41 / 10
Surge voltage category/degree of pollution		III/3 III / 2 II / 2
Rated insulation voltage	[V]	630 1000 1000
Rated surge voltage	[kV]	6 6 6
Approval data (UL/CUL)		
Use Group		B C D
Nominal voltage/current	[V] / [A]	300 / 36 150 / 36 600 / 5
AWG		24-8 24-8 24-8
General data		
Type of insulation material / insulation material group		PA / I
Inflammability class in acc. with UL 94		V0

Printed circuit board terminal, Push-in spring connection, Pitch: 7.5 mm

SPT 5/...-V, Zigzag pinning



Dimensions	[mm]
Solder pin length	4.6
Length l	18.5
Height h	24.15



Ordering data

No. of pos.	Type	Order No.	Pcs./ Pkt.	Width w [mm]
2	SPT 5/ 2-V-7.5-ZB	1719312	50	16.8
3	SPT 5/ 3-V-7.5-ZB	1719325	50	24.3
4	SPT 5/ 4-V-7.5-ZB	1719338	50	31.8
5	SPT 5/ 5-V-7.5-ZB	1719341	50	39.3
6	SPT 5/ 6-V-7.5-ZB	1719354	50	46.8
7	SPT 5/ 7-V-7.5-ZB	1719367	50	54.3
8	SPT 5/ 8-V-7.5-ZB	1719370	50	61.8
9	SPT 5/ 9-V-7.5-ZB	1719383	50	69.3
10	SPT 5/10-V-7.5-ZB	1719396	50	76.8
11	SPT 5/11-V-7.5-ZB	1719406	50	84.3
12	SPT 5/12-V-7.5-ZB	1719419	50	91.8



Technical data

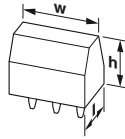
Connection capacity		
Solid / stranded	[mm ²]	0.2 - 10 / 0.2 - 6
Stranded with ferrules without plastic sleeve	[mm ²]	0.25 - 6
Stranded with ferrules with plastic sleeve	[mm ²]	0.25 - 4
2 conductors with same cross section solid / stranded	[mm ²]	- / -
2 conductors with same cross section, stranded, with ferrule without plastic sleeve	[mm ²]	-
2 conductors with same cross section, stranded, with TWIN ferrules with plastic sleeve	[mm ²]	0.25 - 1.5
Conductor cross section AWG/kcmil		24 - 8
Stripping length	[mm]	15
Tightening torque	[Nm]	-
Electrical parameters		
Rated current / conductor cross section	[A] / [mm ²]	41 / 10
Surge voltage category/degree of pollution		III/3 III / 2 II / 2
Rated insulation voltage	[V]	800 1000 1000
Rated surge voltage	[kV]	8 8 6
Approval data (UL/CUL)		
Use Group		B C D
Nominal voltage/current	[V] / [A]	600 / 36 600 / 36 -
AWG		24-8 24-8 -
General data		
Type of insulation material / insulation material group		PA / I
Inflammability class in acc. with UL 94		V0

PCB terminal blocks

Conductor cross section up to 6 mm² (AWG 10)

Printed circuit board terminal, Push-in spring connection, Pitch: 7.5 mm

SPT 5/..-V, Linear double pinning



Dimensions	[mm]
Solder pin length	4.6
Length l	18.5
Height h	24.15



Ordering data

No. of pos.	Type	Order No.	Pcs./ Pkt.	Width w [mm]
2	SPT 5/ 2-V-7,5	1738144	50	16.8
1	SPT 5/ 1-V-7,5	1719309	50	9.3

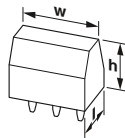


Technical data

Connection capacity				
Solid / stranded	[mm ²]	0.2 - 10 / 0.2 - 6		
Stranded with ferrules without plastic sleeve	[mm ²]	0.25 - 6		
Stranded with ferrules with plastic sleeve	[mm ²]	0.25 - 4		
2 conductors with same cross section solid / stranded	[mm ²]	- / -		
2 conductors with same cross section, stranded, with ferrule without plastic sleeve	[mm ²]	-		
2 conductors with same cross section, stranded, with TWIN ferrules with plastic sleeve	[mm ²]	0.25 - 1.5		
Conductor cross section AWG/kcmil		24 - 8		
Stripping length	[mm]	15		
Tightening torque	[Nm]	-		
Electrical parameters				
Rated current / conductor cross section	[A] / [mm ²]	41 / 10		
Surge voltage category/degree of pollution		III/3	III / 2	II / 2
Rated insulation voltage	[V]	800	1000	1000
Rated surge voltage	[kV]	8	8	6
Approval data (UL/CUL)				
Use Group		B	C	D
Nominal voltage/current	[V] / [A]	300 / 36	150 / 36	600 / 5
AWG		24-8	24-8	24-8
General data				
Type of insulation material / insulation material group		PA / I		
Inflammability class in acc. with UL 94		-		

Printed circuit board terminal, Push-in spring connection, Pitch: 7.5 mm

SPTA 5/, linear double pinning



Dimensions	[mm]
Solder pin length	4.6
Length l	29
Height h	34



Ordering data

No. of pos.	Type	Order No.	Pcs./ Pkt.	Width w [mm]
2	SPTA 5/ 2-7,5-ZB	1819082	50	16.8
3	SPTA 5/ 3-7,5-ZB	1819095	50	24.3
4	SPTA 5/ 4-7,5-ZB	1819105	50	31.8
5	SPTA 5/ 5-7,5-ZB	1819118	50	39.3
6	SPTA 5/ 6-7,5-ZB	1819121	50	46.8
7	SPTA 5/ 7-7,5-ZB	1819134	50	54.3
8	SPTA 5/ 8-7,5-ZB	1819147	50	61.8
9	SPTA 5/ 9-7,5-ZB	1819150	50	69.3
10	SPTA 5/10-7,5-ZB	1819163	50	76.8
11	SPTA 5/11-7,5-ZB	1819176	50	84.3
12	SPTA 5/12-7,5-ZB	1819189	50	91.8



Technical data

Connection capacity				
Solid / stranded	[mm ²]	0.2 - 6 / 0.2 - 6		
Stranded with ferrules without plastic sleeve	[mm ²]	0.25 - 6		
Stranded with ferrules with plastic sleeve	[mm ²]	0.25 - 4		
2 conductors with same cross section solid / stranded	[mm ²]	- / -		
2 conductors with same cross section, stranded, with ferrule without plastic sleeve	[mm ²]	-		
2 conductors with same cross section, stranded, with TWIN ferrules with plastic sleeve	[mm ²]	0.25 - 1.5		
Conductor cross section AWG/kcmil		24 - 8		
Stripping length	[mm]	15		
Tightening torque	[Nm]	-		
Electrical parameters				
Rated current / conductor cross section	[A] / [mm ²]	41 / 6		
Surge voltage category/degree of pollution		III/3	III / 2	II / 2
Rated insulation voltage	[V]	800	1000	1000
Rated surge voltage	[kV]	8	8	6
Approval data (UL/CUL)				
Use Group		B	C	D
Nominal voltage/current	[V] / [A]	600 / 33	600 / 33	-
AWG		24-8	24-8	-
General data				
Type of insulation material / insulation material group		PA / I		
Inflammability class in acc. with UL 94		V0		

Printed circuit board terminal, Push-in spring connection, Pitch: 6.35 mm

TDPT 4/...-SP, Zigzag pinning W



Dimensions	[mm]
Solder pin length	3.5
Length l	20.75
Height h	23.4



Ordering data

No. of pos.	Type	Order No.	Pcs./ Pkt.	Width w [mm]
2	TDPT 4/ 2-SP-6,35-ZB	1017521	50	13.5
3	TDPT 4/ 3-SP-6,35-ZB	1017522	50	19.85
4	TDPT 4/ 4-SP-6,35-ZB	1017523	50	26.2
5	TDPT 4/ 5-SP-6,35-ZB	1017524	50	32.55
6	TDPT 4/ 6-SP-6,35-ZB	1017525	50	38.9

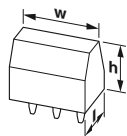


Technical data

Connection capacity				
Solid / stranded	[mm ²]	0.2 - 6 / 0.2 - 6		
Stranded with ferrules without plastic sleeve	[mm ²]	0.2 - 4		
Stranded with ferrules with plastic sleeve	[mm ²]	0.2 - 4		
2 conductors with same cross section solid / stranded	[mm ²]	- / -		
2 conductors with same cross section, stranded, with ferrule without plastic sleeve	[mm ²]	-		
2 conductors with same cross section, stranded, with TWIN ferrules with plastic sleeve	[mm ²]	0.5 - 1.5		
Conductor cross section AWG/kcmil		24 - 10		
Stripping length	[mm]	10		
Tightening torque	[Nm]	-		
Electrical parameters				
Rated current / conductor cross section	[A] / [mm ²]	41 / 6		
Surge voltage category/degree of pollution		III/3	III / 2	II / 2
Rated insulation voltage	[V]	800	1000	1000
Rated surge voltage	[kV]	8	8	6
Approval data (UL/CUL)				
Use Group		B	C	D
Nominal voltage/current	[V] / [A]	600 / 30	600 / 30	300 / 10
AWG		24-10	24-10	24-10
General data				
Type of insulation material / insulation material group		PA / I		
Inflammability class in acc. with UL 94		V0		

Printed circuit board terminal, Spring-cage connection, Pitch: 7.5 mm

ZFKDS(A) 4, Linear pinning



Dimensions	[mm]
Solder pin length	4.6
Length l	29
Height h	23



Ordering data

No. of pos.	Type	Order No.	Pcs./ Pkt.	Width w [mm]
1	ZFKDS 4- 7,5	1907526	50	
2	ZFKDSA 4-7,5- 2	1709874	50	16.5
3	ZFKDSA 4-7,5- 3	1991891	50	24
4	ZFKDSA 4-7,5- 4	1736793	50	31.5
5	ZFKDSA 4-7,5- 5	1989191	50	39
6	ZFKDSA 4-7,5- 6	1934625	50	46.5
8	ZFKDSA 4- 7,5- 8	1932766	50	61.5



Technical data

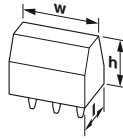
Connection capacity				
Solid / stranded	[mm ²]	0.2 - 6 / 0.2 - 4		
Stranded with ferrules without plastic sleeve	[mm ²]	0.25 - 4		
Stranded with ferrules with plastic sleeve	[mm ²]	0.25 - 4		
2 conductors with same cross section solid / stranded	[mm ²]	- / -		
2 conductors with same cross section, stranded, with ferrule without plastic sleeve	[mm ²]	-		
2 conductors with same cross section, stranded, with TWIN ferrules with plastic sleeve	[mm ²]	-		
Conductor cross section AWG/kcmil		24 - 10		
Stripping length	[mm]	10		
Tightening torque	[Nm]	-		
Electrical parameters				
Rated current / conductor cross section	[A] / [mm ²]	32 / 6		
Surge voltage category/degree of pollution		III/3	III / 2	II / 2
Rated insulation voltage	[V]	500	630	1000
Rated surge voltage	[kV]	6	6	6
Approval data (UL/CUL)				
Use Group		B	C	D
Nominal voltage/current	[V] / [A]	300 / 30	150 / 30	300 / 10
AWG		24-10	24-10	24-10
General data				
Type of insulation material / insulation material group		PA / I		
Inflammability class in acc. with UL 94		V0		

PCB terminal blocks

Conductor cross section up to 6 mm² (AWG 10)

Printed circuit board terminal, Spring-cage connection, Pitch: 10 mm

ZFKDS(A) 4, Linear pinning



Dimensions	[mm]
Solder pin length	4.6
Length l	29
Height h	23



Ordering data

No. of pos.	Type	Order No.	Pcs./ Pkt.	Width w [mm]
1	ZFKDS 4-10	1907539	50	11.5
2	ZFKDSA 4-10-2	1722545	50	21.5
3	ZFKDSA 4-10-3	1722558	50	31.5
4	ZFKDSA 4-10-4	1743744	50	41.5
5	ZFKDSA 4-10-5	1990368	50	51.5
6	ZFKDSA 4-10-6	1722561	50	61.5
10	ZFKDSA 4-10-10	1735419	50	101.5
12	ZFKDSA 4-10-12	1735422	10	121.5
14	ZFKDSA 4-10-14	1701240	20	141.5
16	ZFKDSA 4-10-16	1703825	50	161.5

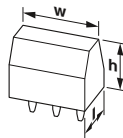


Technical data

Connection capacity				
Solid / stranded	[mm ²]	0.2 - 6 / 0.2 - 4		
Stranded with ferrules without plastic sleeve	[mm ²]	0.25 - 4		
Stranded with ferrules with plastic sleeve	[mm ²]	0.25 - 4		
2 conductors with same cross section solid / stranded	[mm ²]	- / -		
2 conductors with same cross section, stranded, with ferrule without plastic sleeve	[mm ²]	-		
2 conductors with same cross section, stranded, with TWIN ferrules with plastic sleeve	[mm ²]	-		
Conductor cross section AWG/kcmil		24 - 10		
Stripping length	[mm]	10		
Tightening torque	[Nm]	-		
Electrical parameters				
Rated current / conductor cross section	[A] / [mm ²]	32 / 6		
Surge voltage category/degree of pollution		III/3	III / 2	II / 2
Rated insulation voltage	[V]	630	630	1000
Rated surge voltage	[kV]	6	6	6
Approval data (UL/CUL)				
Use Group		B	C	D
Nominal voltage/current	[V] / [A]	300 / 30	300 / 30	600 / 5
AWG		24-10	24-10	24-10
General data				
Type of insulation material / insulation material group		PA / I		
Inflammability class in acc. with UL 94		V0		

Printed circuit board terminal, Push-lock spring connection, Pitch: 7.5 mm

PLH 5/, Linear double pinning



Dimensions	[mm]
Solder pin length	3.6
Length l	22.7
Height h	24.1



Ordering data

No. of pos.	Type	Order No.	Pcs./ Pkt.	Width w [mm]
2	PLH 5/ 2-7.5-ZF	1792106	25	16
3	PLH 5/ 3-7.5-ZF	1792119	25	23.5
4	PLH 5/ 4-7.5-ZF	1792122	25	31
5	PLH 5/ 5-7.5-ZF	1792135	25	38.5
6	PLH 5/ 6-7.5-ZF	1792148	25	46
7	PLH 5/ 7-7.5-ZF	1792151	25	53.5
8	PLH 5/ 8-7.5-ZF	1792164	25	61
9	PLH 5/ 9-7.5-ZF	1792177	25	68.5
10	PLH 5/10-7.5-ZF	1792180	25	76
11	PLH 5/11-7.5-ZF	1792193	25	83.5
12	PLH 5/12-7.5-ZF	1792203	25	91



Technical data

Connection capacity				
Solid / stranded	[mm ²]	0.2 - 6 / 0.2 - 6		
Stranded with ferrules without plastic sleeve	[mm ²]	0.2 - 6		
Stranded with ferrules with plastic sleeve	[mm ²]	0.2 - 6		
2 conductors with same cross section solid / stranded	[mm ²]	- / -		
2 conductors with same cross section, stranded, with ferrule without plastic sleeve	[mm ²]	-		
2 conductors with same cross section, stranded, with TWIN ferrules with plastic sleeve	[mm ²]	0.5 - 2.5		
Conductor cross section AWG/kcmil		24 - 10		
Stripping length	[mm]	12		
Tightening torque	[Nm]	-		
Electrical parameters				
Rated current / conductor cross section	[A] / [mm ²]	41 / 6		
Surge voltage category/degree of pollution		III/3	III / 2	II / 2
Rated insulation voltage	[V]	1000	1000	1000
Rated surge voltage	[kV]	8	8	6
Approval data (UL/CUL)				
Use Group		B	C	D
Nominal voltage/current	[V] / [A]	600 / 27	600 / 27	-
AWG		24-10	24-10	-
General data				
Type of insulation material / insulation material group		PA / I		
Inflammability class in acc. with UL 94		V0		

Printed circuit board terminal, Push-lock spring connection, Pitch: 7.5 mm

PLH 5/, Linear double pinning



Dimensions	[mm]
Solder pin length	3.6
Length l	19.8
Height h	-



Ordering data

No. of pos.	Type	Order No.	Pcs./ Pkt.	Width w [mm]
1	PLH 5/ 1-7,5	1792096	25	22.75

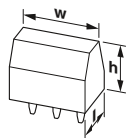


Technical data

Connection capacity				
Solid / stranded	[mm ²]	0.2 - 6 / 0.2 - 6		
Stranded with ferrules without plastic sleeve	[mm ²]	0.2 - 6		
Stranded with ferrules with plastic sleeve	[mm ²]	0.2 - 6		
2 conductors with same cross section solid / stranded	[mm ²]	- / -		
2 conductors with same cross section, stranded, with ferrule without plastic sleeve	[mm ²]	-		
2 conductors with same cross section, stranded, with TWIN ferrules with plastic sleeve	[mm ²]	0.5 - 2.5		
Conductor cross section AWG/kcmil		24 - 10		
Stripping length	[mm]	12		
Tightening torque	[Nm]	-		
Electrical parameters				
Rated current / conductor cross section	[A] / [mm ²]	41 / 6		
Surge voltage category/degree of pollution		III/3	III / 2	II / 2
Rated insulation voltage	[V]	500	1000	1000
Rated surge voltage	[kV]	6	6	6
Approval data (UL/CUL)				
Use Group		B	C	D
Nominal voltage/current	[V] / [A]	300 / 27	150 / 27	300 / 10
AWG		24-10	24-10	24-10
General data				
Type of insulation material / insulation material group		PA / I		
Inflammability class in acc. with UL 94		V0		

Printed circuit board terminal, Push-lock spring connection, Pitch: 7.5 mm

PLA 5/, Linear double pinning



Dimensions	[mm]
Solder pin length	3.6
Length l	26.4
Height h	28.5



Ordering data

No. of pos.	Type	Order No.	Pcs./ Pkt.	Width w [mm]
2	PLA 5/ 2-7,5-ZF	1792229	25	16
3	PLA 5/ 3-7,5-ZF	1792232	25	23.5
4	PLA 5/ 4-7,5-ZF	1792245	25	31
5	PLA 5/ 5-7,5-ZF	1792258	25	38.5
6	PLA 5/ 6-7,5-ZF	1792261	25	46
7	PLA 5/ 7-7,5-ZF	1792274	25	53.5
8	PLA 5/ 8-7,5-ZF	1792287	25	6
9	PLA 5/ 9-7,5-ZF	1792290	25	68.5
10	PLA 5/10-7,5-ZF	1792300	25	76
11	PLA 5/11-7,5-ZF	1792313	25	83.5
12	PLA 5/12-7,5-ZF	1792326	25	91



Technical data

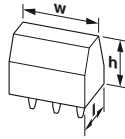
Connection capacity				
Solid / stranded	[mm ²]	0.2 - 6 / 0.2 - 6		
Stranded with ferrules without plastic sleeve	[mm ²]	0.2 - 6		
Stranded with ferrules with plastic sleeve	[mm ²]	0.2 - 6		
2 conductors with same cross section solid / stranded	[mm ²]	- / -		
2 conductors with same cross section, stranded, with ferrule without plastic sleeve	[mm ²]	-		
2 conductors with same cross section, stranded, with TWIN ferrules with plastic sleeve	[mm ²]	0.5 - 2.5		
Conductor cross section AWG/kcmil		24 - 10		
Stripping length	[mm]	12		
Tightening torque	[Nm]	-		
Electrical parameters				
Rated current / conductor cross section	[A] / [mm ²]	41 / 6		
Surge voltage category/degree of pollution		III/3	III / 2	II / 2
Rated insulation voltage	[V]	1000	1000	1000
Rated surge voltage	[kV]	8	8	6
Approval data (UL/CUL)				
Use Group		B	C	D
Nominal voltage/current	[V] / [A]	600 / 27	600 / 27	-
AWG		24-10	24-10	-
General data				
Type of insulation material / insulation material group		PA / I		
Inflammability class in acc. with UL 94		V0		

PCB terminal blocks

Conductor cross section up to 6 mm² (AWG 10)

Printed circuit board terminal, Push-lock spring connection, Pitch: 7.5 mm

PLA 5/, Linear double pinning



Dimensions	[mm]
Solder pin length	3.6
Length l	-
Height h	-



Ordering data

No. of pos.	Type	Order No.	Pcs./ Pkt.	Width w [mm]
1	PLA 5/ 1-7,5	1792216	25	

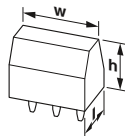


Technical data

Connection capacity			
Solid / stranded	[mm ²]	0.2 - 6 / 0.2 - 6	
Stranded with ferrules without plastic sleeve	[mm ²]	0.2 - 6	
Stranded with ferrules with plastic sleeve	[mm ²]	0.2 - 6	
2 conductors with same cross section solid / stranded	[mm ²]	- / -	
2 conductors with same cross section, stranded, with ferrule without plastic sleeve	[mm ²]	-	
2 conductors with same cross section, stranded, with TWIN ferrules with plastic sleeve	[mm ²]	0.5 - 2.5	
Conductor cross section AWG/kcmil		24 - 10	
Stripping length	[mm]	12	
Tightening torque	[Nm]	-	
Electrical parameters			
Rated current / conductor cross section	[A] / [mm ²]	41 / 6	
Surge voltage category/degree of pollution		III/3	III / 2
Rated insulation voltage	[V]	500	1000
Rated surge voltage	[kV]	6	6
Approval data (UL/CUL)			
Use Group		B	C
Nominal voltage/current	[V] / [A]	300 / 27	150 / 27
AWG		24-10	24-10
General data			
Type of insulation material / insulation material group		PA / I	
Inflammability class in acc. with UL 94		V0	

Printed circuit board terminal, Push-in spring connection, Pitch: 0 mm

PTSPL 6/..

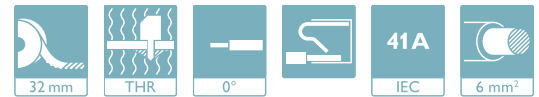


Dimensions	[mm]
Solder pin length	2.9
Length l	14.95
Height h	10.8



Ordering data

No. of pos.	Type	Order No.	Pcs./ Pkt.	Width w [mm]
1	PTSPL-6/1-2X2 2,9 R32	1704837	250	
1	PTSPL-6/1-2X2 2,1 R32	1704836	250	



Technical data

Connection capacity			
Solid / stranded	[mm ²]	- / 2.5 - 6	
Stranded with ferrules without plastic sleeve	[mm ²]	2.5 - 6	
Stranded with ferrules with plastic sleeve	[mm ²]	-	
2 conductors with same cross section solid / stranded	[mm ²]	- / -	
2 conductors with same cross section, stranded, with ferrule without plastic sleeve	[mm ²]	-	
2 conductors with same cross section, stranded, with TWIN ferrules with plastic sleeve	[mm ²]	-	
Conductor cross section AWG/kcmil		-	
Stripping length	[mm]	12	
Tightening torque	[Nm]	-	
Electrical parameters			
Rated current / conductor cross section	[A] / [mm ²]	41 / -	
Surge voltage category/degree of pollution		III/3	III / 2
Rated insulation voltage	[V]		II / 2
Rated surge voltage	[kV]		
Approval data (UL/CUL)			
Use Group		B	C
Nominal voltage/current	[V] / [A]	-	-
AWG		-	-
General data			
Type of insulation material / insulation material group		- / -	
Inflammability class in acc. with UL 94		-	

Printed circuit board terminal, Screw connection with tension sleeve, Pitch: 10.16 mm

MKDS 10 HV, Zigzag pinning W



Dimensions	[mm]
Solder pin length	5
Length l	18.7
Height h	30.8



Ordering data

No. of pos.	Type	Order No.	Pcs./ Pkt.	Width w [mm]
2	MKDS 10 HV/ 2-ZB-10,16	1709681	50	20.32
3	MKDS 10 HV/ 3-ZB-10,16	1709694	50	30.48
4	MKDS 10 HV/ 4-ZB-10,16	1709704	50	40.64
5	MKDS 10 HV/ 5-ZB-10,16	1709717	50	50.8
6	MKDS 10 HV/ 6-ZB-10,16	1709720	50	60.96
7	MKDS 10 HV/ 7-ZB-10,16	1709733	50	71.12
8	MKDS 10 HV/ 8-ZB-10,16	1709746	50	81.28
9	MKDS 10 HV/ 9-ZB-10,16	1709759	50	91.44
10	MKDS 10 HV/10-ZB-10,16	1709762	50	101.6
11	MKDS 10 HV/11-ZB-10,16	1709775	50	111.76
12	MKDS 10 HV/12-ZB-10,16	1709788	50	121.92

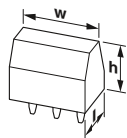


Technical data

Connection capacity			
Solid / stranded	[mm ²]	0.5 - 16 / 0.5 - 16	
Stranded with ferrules without plastic sleeve	[mm ²]	0.5 - 16	
Stranded with ferrules with plastic sleeve	[mm ²]	0.5 - 16	
2 conductors with same cross section solid / stranded	[mm ²]	0.5 - 6 / 0.5 - 6	
2 conductors with same cross section, stranded, with ferrule without plastic sleeve	[mm ²]	0.5 - 4	
2 conductors with same cross section, stranded, with TWIN ferrules with plastic sleeve	[mm ²]	0.5 - 6	
Conductor cross section AWG/kcmil		20 - 6	
Stripping length	[mm]	10	
Tightening torque	[Nm]	1.2 - 1.5	
Electrical parameters			
Rated current / conductor cross section	[A] / [mm ²]	76 / 16	
Surge voltage category/degree of pollution		III/3	III / 2
Rated insulation voltage	[V]	800	1000
Rated surge voltage	[kV]	8	8
Approval data (UL/CUL)			
Use Group		B	C
Nominal voltage/current	[V] / [A]	600 / 60	600 / 60
AWG		20-6	20-6
General data			
Type of insulation material / insulation material group		PA / I	
Inflammability class in acc. with UL 94		V0	

Printed circuit board terminal, Screw connection with tension sleeve, Pitch: 10.16 mm

MKDSP 10N, Linear double pinning



Dimensions	[mm]
Solder pin length	5
Length l	18.4
Height h	29.3



Ordering data

No. of pos.	Type	Order No.	Pcs./ Pkt.	Width w [mm]
2	MKDSP 10N/ 2-10,16	1773976	50	20.32
3	MKDSP 10N/ 3-10,16	1774137	50	30.48



Technical data

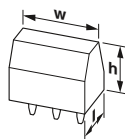
Connection capacity			
Solid / stranded	[mm ²]	0.5 - 16 / 0.5 - 16	
Stranded with ferrules without plastic sleeve	[mm ²]	0.5 - 16	
Stranded with ferrules with plastic sleeve	[mm ²]	0.5 - 16	
2 conductors with same cross section solid / stranded	[mm ²]	0.5 - 4 / 0.5 - 4	
2 conductors with same cross section, stranded, with ferrule without plastic sleeve	[mm ²]	0.5 - 2.5	
2 conductors with same cross section, stranded, with TWIN ferrules with plastic sleeve	[mm ²]	0.5 - 6	
Conductor cross section AWG/kcmil		20 - 6	
Stripping length	[mm]	10	
Tightening torque	[Nm]	1.2 - 1.5	
Electrical parameters			
Rated current / conductor cross section	[A] / [mm ²]	76 / 16	
Surge voltage category/degree of pollution		III/3	III / 2
Rated insulation voltage	[V]	690	1000
Rated surge voltage	[kV]	8	6
Approval data (UL/CUL)			
Use Group		B	C
Nominal voltage/current	[V] / [A]	300 / 60	300 / 60
AWG		20-6	20-6
General data			
Type of insulation material / insulation material group		PA / I	
Inflammability class in acc. with UL 94		V0	

PCB terminal blocks

Conductor cross section up to 16 mm² (AWG 6)

Printed circuit board terminal, Screw connection with tension sleeve, Pitch: 10.16 mm

TDPT 16/..-SC, Zigzag pinning W



Dimensions	[mm]
Solder pin length	3.5
Length l	31.9
Height h	31.2



Ordering data

No. of pos.	Type	Order No.	Pcs./ Pkt.	Width w [mm]
2	TDPT 16/ 2-SC-10,16-ZB	1017526	50	21.34
3	TDPT 16/ 3-SC-10,16-ZB	1017527	50	31.5
4	TDPT 16/ 4-SC-10,16-ZB	1017528	50	41.66
5	TDPT 16/ 5-SC-10,16-ZB	1017529	50	51.82
6	TDPT 16/ 6-SC-10,16-ZB	1017530	50	61.98

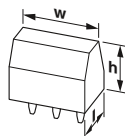


Technical data

Connection capacity			
Solid / stranded	[mm ²]	0.75 - 16 / 0.75 - 16	
Stranded with ferrules without plastic sleeve	[mm ²]	0.75 - 16	
Stranded with ferrules with plastic sleeve	[mm ²]	0.75 - 16	
2 conductors with same cross section solid / stranded	[mm ²]	0.5 - 6 / 0.5 - 6	
2 conductors with same cross section, stranded, with ferrule without plastic sleeve	[mm ²]	-	
2 conductors with same cross section, stranded, with TWIN ferrules with plastic sleeve	[mm ²]	-	
Conductor cross section AWG/kcmil		20 - 6	
Stripping length	[mm]	18	
Tightening torque	[Nm]	1.4 - 1.7	
Electrical parameters			
Rated current / conductor cross section	[A] / [mm ²]	76 / 16	
Surge voltage category/degree of pollution		III/3	III / 2
Rated insulation voltage	[V]	800	1000
Rated surge voltage	[kV]	8	8
Approval data (UL/CUL)			
Use Group		B	C
Nominal voltage/current	[V] / [A]	600 / 58	600 / 58
AWG		20-6	20-6
General data			
Type of insulation material / insulation material group		PA / I	
Inflammability class in acc. with UL 94		V0	

Printed circuit board terminal, Screw connection with tension sleeve, Pitch: 12.7 mm

MKDSP 10HV, Linear double pinning



Dimensions	[mm]
Solder pin length	5
Length l	22
Height h	30.8



Ordering data

No. of pos.	Type	Order No.	Pcs./ Pkt.	Width w [mm]
2	MKDSP 10HV/ 2-12,7	1929533	50	22.86
3	MKDSP 10HV/ 3-12,7	1929546	50	35.56



Technical data

Connection capacity			
Solid / stranded	[mm ²]	0.5 - 16 / 0.5 - 16	
Stranded with ferrules without plastic sleeve	[mm ²]	0.5 - 16	
Stranded with ferrules with plastic sleeve	[mm ²]	0.5 - 16	
2 conductors with same cross section solid / stranded	[mm ²]	0.5 - 4 / 0.5 - 4	
2 conductors with same cross section, stranded, with ferrule without plastic sleeve	[mm ²]	0.5 - 2.5	
2 conductors with same cross section, stranded, with TWIN ferrules with plastic sleeve	[mm ²]	0.5 - 6	
Conductor cross section AWG/kcmil		20 - 6	
Stripping length	[mm]	10	
Tightening torque	[Nm]	1.2 - 1.5	
Electrical parameters			
Rated current / conductor cross section	[A] / [mm ²]	76 / 16	
Surge voltage category/degree of pollution		III/3	III / 2
Rated insulation voltage	[V]	1000	1000
Rated surge voltage	[kV]	8	8
Approval data (UL/CUL)			
Use Group		B	C
Nominal voltage/current	[V] / [A]	600 / 60	600 / 60
AWG		20-6	20-6
General data			
Type of insulation material / insulation material group		PA / I	
Inflammability class in acc. with UL 94		V0	

Printed circuit board terminal, Push-in spring connection, Pitch: 10 mm

SPT 16/..-H, Zigzag pinning W



Dimensions	[mm]
Solder pin length	4
Length l	29
Height h	30



Ordering data

No. of pos.	Type	Order No.	Pcs./ Pkt.	Width w [mm]
2	SPT 16/ 2-H-10,0-ZB	1735781	50	21.8
3	SPT 16/ 3-H-10,0-ZB	1735794	50	31.8
4	SPT 16/ 4-H-10,0-ZB	1735804	50	41.8
5	SPT 16/ 5-H-10,0-ZB	1735817	50	51.8
6	SPT 16/ 6-H-10,0-ZB	1735820	50	61.8
7	SPT 16/ 7-H-10,0-ZB	1735833	50	71.8
8	SPT 16/ 8-H-10,0-ZB	1735846	50	81.8
9	SPT 16/ 9-H-10,0-ZB	1735859	50	91.8

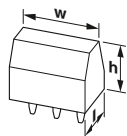


Technical data

Connection capacity				
Solid / stranded	[mm ²]	0.75 - 16 / 0.75 - 16		
Stranded with ferrules without plastic sleeve	[mm ²]	0.75 - 16		
Stranded with ferrules with plastic sleeve	[mm ²]	0.75 - 10		
2 conductors with same cross section solid / stranded	[mm ²]	- / -		
2 conductors with same cross section, stranded, with ferrule without plastic sleeve	[mm ²]	-		
2 conductors with same cross section, stranded, with TWIN ferrules with plastic sleeve	[mm ²]	0.75 - 4		
Conductor cross section AWG/kcmil		20 - 4		
Stripping length	[mm]	18		
Tightening torque	[Nm]	-		
Electrical parameters				
Rated current / conductor cross section	[A] / [mm ²]	76 / 16		
Surge voltage category/degree of pollution		III/3	III / 2	II / 2
Rated insulation voltage	[V]	1000	1000	1000
Rated surge voltage	[kV]	8	8	6
Approval data (UL/CUL)				
Use Group		B	C	D
Nominal voltage/current	[V] / [A]	600 / 66	600 / 66	-
AWG		20-4	20-4	-
General data				
Type of insulation material / insulation material group		PA / I		
Inflammability class in acc. with UL 94		V0		

Printed circuit board terminal, Push-in spring connection, Pitch: 10 mm

SPT 16/..-H, Linear double pinning



Dimensions	[mm]
Solder pin length	4
Length l	29
Height h	30



Ordering data

No. of pos.	Type	Order No.	Pcs./ Pkt.	Width w [mm]
1	SPT 16/ 1-H-10,0	1735778	50	11.8



Technical data

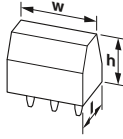
Connection capacity				
Solid / stranded	[mm ²]	0.75 - 16 / 0.75 - 16		
Stranded with ferrules without plastic sleeve	[mm ²]	0.75 - 16		
Stranded with ferrules with plastic sleeve	[mm ²]	0.75 - 10		
2 conductors with same cross section solid / stranded	[mm ²]	- / -		
2 conductors with same cross section, stranded, with ferrule without plastic sleeve	[mm ²]	-		
2 conductors with same cross section, stranded, with TWIN ferrules with plastic sleeve	[mm ²]	0.75 - 4		
Conductor cross section AWG/kcmil		20 - 4		
Stripping length	[mm]	18		
Tightening torque	[Nm]	-		
Electrical parameters				
Rated current / conductor cross section	[A] / [mm ²]	76 / 16		
Surge voltage category/degree of pollution		III/3	III / 2	II / 2
Rated insulation voltage	[V]	1000	1000	1000
Rated surge voltage	[kV]	8	8	6
Approval data (UL/CUL)				
Use Group		B	C	D
Nominal voltage/current	[V] / [A]	300 / 66	150 / 66	300 / 10
AWG		20-4	20-4	20-4
General data				
Type of insulation material / insulation material group		PA / I		
Inflammability class in acc. with UL 94		V0		

PCB terminal blocks

Conductor cross section up to 16 mm² (AWG 6)

Printed circuit board terminal, Push-in spring connection, Pitch: 10 mm

SPT 16/..-V, Zigzag pinning W



Dimensions	[mm]
Solder pin length	4.1
Length l	24.7
Height h	31.3



Ordering data

No. of pos.	Type	Order No.	Pcs./ Pkt.	Width w [mm]
2	SPT 16/ 2-V-10,0-ZB	1735875	50	21.8
3	SPT 16/ 3-V-10,0-ZB	1735888	50	31.8
4	SPT 16/ 4-V-10,0-ZB	1735891	50	41.8
5	SPT 16/ 5-V-10,0-ZB	1735901	50	51.8
6	SPT 16/ 6-V-10,0-ZB	1735914	50	61.8
7	SPT 16/ 7-V-10,0-ZB	1735927	50	71.8
8	SPT 16/ 8-V-10,0-ZB	1735930	50	81.8
9	SPT 16/ 9-V-10,0-ZB	1735943	50	91.8

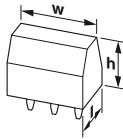


Technical data

Connection capacity				
Solid / stranded	[mm ²]	0.75 - 16 / 0.75 - 16		
Stranded with ferrules without plastic sleeve	[mm ²]	0.75 - 16		
Stranded with ferrules with plastic sleeve	[mm ²]	0.75 - 10		
2 conductors with same cross section solid / stranded	[mm ²]	- / -		
2 conductors with same cross section, stranded, with ferrule without plastic sleeve	[mm ²]	-		
2 conductors with same cross section, stranded, with TWIN ferrules with plastic sleeve	[mm ²]	0.75 - 4		
Conductor cross section AWG/kcmil		20 - 4		
Stripping length	[mm]	18		
Tightening torque	[Nm]	-		
Electrical parameters				
Rated current / conductor cross section	[A] / [mm ²]	76 / 16		
Surge voltage category/degree of pollution		III/3	III / 2	II / 2
Rated insulation voltage	[V]	1000	1000	1000
Rated surge voltage	[kV]	8	8	6
Approval data (UL/CUL)				
Use Group		B	C	D
Nominal voltage/current	[V] / [A]	600 / 66	600 / 66	-
AWG		20-4	20-4	-
General data				
Type of insulation material / insulation material group		PA / I		
Inflammability class in acc. with UL 94		V0		

Printed circuit board terminal, Push-in spring connection, Pitch: 10 mm

SPT 16/..-V, Linear double pinning



Dimensions	[mm]
Solder pin length	4.1
Length l	24.7
Height h	31.3



Ordering data

No. of pos.	Type	Order No.	Pcs./ Pkt.	Width w [mm]
1	SPT 16/ 1-V-10,0	1735862	50	11.8



Technical data

Connection capacity				
Solid / stranded	[mm ²]	0.75 - 16 / 0.75 - 16		
Stranded with ferrules without plastic sleeve	[mm ²]	0.75 - 16		
Stranded with ferrules with plastic sleeve	[mm ²]	0.75 - 10		
2 conductors with same cross section solid / stranded	[mm ²]	- / -		
2 conductors with same cross section, stranded, with ferrule without plastic sleeve	[mm ²]	-		
2 conductors with same cross section, stranded, with TWIN ferrules with plastic sleeve	[mm ²]	0.75 - 4		
Conductor cross section AWG/kcmil		20 - 4		
Stripping length	[mm]	18		
Tightening torque	[Nm]	-		
Electrical parameters				
Rated current / conductor cross section	[A] / [mm ²]	76 / 16		
Surge voltage category/degree of pollution		III/3	III / 2	II / 2
Rated insulation voltage	[V]	1000	1000	1000
Rated surge voltage	[kV]	8	8	6
Approval data (UL/CUL)				
Use Group		B	C	D
Nominal voltage/current	[V] / [A]	300 / 66	150 / 66	300 / 10
AWG		20-4	20-4	20-4
General data				
Type of insulation material / insulation material group		PA / I		
Inflammability class in acc. with UL 94		V0		

Printed circuit board terminal, Push-in spring connection, Pitch: 10 mm

SPTA 16/, Zigzag pinning W



Dimensions	[mm]
Solder pin length	4.1
Length l	32.7
Height h	38.1



Ordering data

No. of pos.	Type	Order No.	Pcs./ Pkt.	Width w [mm]
2	SPTA 16/ 2-10,0-ZB	1819202	50	20
3	SPTA 16/ 3-10,0-ZB	1819215	50	30
4	SPTA 16/ 4-10,0-ZB	1819228	50	40
5	SPTA 16/ 5-10,0-ZB	1819231	50	50
6	SPTA 16/ 6-10,0-ZB	1819244	50	60
7	SPTA 16/ 7-10,0-ZB	1819257	50	70
8	SPTA 16/ 8-10,0-ZB	1819260	50	80
9	SPTA 16/ 9-10,0-ZB	1819273	50	90

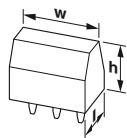


Technical data

Connection capacity				
Solid / stranded	[mm ²]	0.75 - 10 / 0.75 - 16		
Stranded with ferrules without plastic sleeve	[mm ²]	0.75 - 16		
Stranded with ferrules with plastic sleeve	[mm ²]	0.75 - 10		
2 conductors with same cross section solid / stranded	[mm ²]	- / -		
2 conductors with same cross section, stranded, with ferrule without plastic sleeve	[mm ²]	-		
2 conductors with same cross section, stranded, with TWIN ferrules with plastic sleeve	[mm ²]	0.75 - 4		
Conductor cross section AWG/kcmil		18 - 4		
Stripping length	[mm]	18		
Tightening torque	[Nm]	-		
Electrical parameters				
Rated current / conductor cross section	[A] / [mm ²]	76 / 10		
Surge voltage category/degree of pollution		III/3	III / 2	II / 2
Rated insulation voltage	[V]	1000	1000	1000
Rated surge voltage	[kV]	8	8	6
Approval data (UL/CUL)				
Use Group		B	C	D
Nominal voltage/current	[V] / [A]	600 / 51	600 / 51	-
AWG		18-4	18-4	-
General data				
Type of insulation material / insulation material group		PA / I		
Inflammability class in acc. with UL 94		V0		

Printed circuit board terminal, Push-in spring connection, Pitch: 10.16 mm

TDPT 16/...-SP, Zigzag pinning W



Dimensions	[mm]
Solder pin length	3.5
Length l	31.9
Height h	31.2



Ordering data

No. of pos.	Type	Order No.	Pcs./ Pkt.	Width w [mm]
2	TDPT 16/ 2-SP-10,16-ZB	1017531	50	17.74
3	TDPT 16/ 3-SP-10,16-ZB	1017532	50	27.9
4	TDPT 16/ 4-SP-10,16-ZB	1017533	50	38.06
5	TDPT 16/ 5-SP-10,16-ZB	1017534	50	48.22
6	TDPT 16/ 6-SP-10,16-ZB	1017535	50	58.38



Technical data

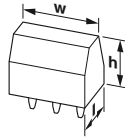
Connection capacity				
Solid / stranded	[mm ²]	0.75 - 16 / 0.75 - 16		
Stranded with ferrules without plastic sleeve	[mm ²]	0.75 - 16		
Stranded with ferrules with plastic sleeve	[mm ²]	0.75 - 16		
2 conductors with same cross section solid / stranded	[mm ²]	- / -		
2 conductors with same cross section, stranded, with ferrule without plastic sleeve	[mm ²]	-		
2 conductors with same cross section, stranded, with TWIN ferrules with plastic sleeve	[mm ²]	0.75 - 6		
Conductor cross section AWG/kcmil		20 - 6		
Stripping length	[mm]	18		
Tightening torque	[Nm]	-		
Electrical parameters				
Rated current / conductor cross section	[A] / [mm ²]	76 / 16		
Surge voltage category/degree of pollution		III/3	III / 2	II / 2
Rated insulation voltage	[V]	800	1000	1000
Rated surge voltage	[kV]	8	8	6
Approval data (UL/CUL)				
Use Group		B	C	D
Nominal voltage/current	[V] / [A]	600 / 58	600 / 58	300 / 10
AWG		20-6	20-6	20-6
General data				
Type of insulation material / insulation material group		PA / I		
Inflammability class in acc. with UL 94		V0		

PCB terminal blocks

Conductor cross section up to 16 mm² (AWG 6)

Printed circuit board terminal, Spring-cage connection, Pitch: 10 mm

ZFKDS(A) 10, Linear pinning



Dimensions	[mm]
Solder pin length	6.5
Length l	33.4
Height h	27



Ordering data

No. of pos.	Type	Order No.	Pcs./ Pkt.	Width w [mm]
1	ZFKDS 10-10,00	1986628	50	15
1	ZFKDSA 10-11,7	1987054	50	11.7

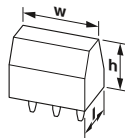



Technical data

Connection capacity				
Solid / stranded	[mm ²]	0.2 - 16 / 0.2 - 16		
Stranded with ferrules without plastic sleeve	[mm ²]	0.25 - 10		
Stranded with ferrules with plastic sleeve	[mm ²]	0.25 - 10		
2 conductors with same cross section solid / stranded	[mm ²]	- / -		
2 conductors with same cross section, stranded, with ferrule without plastic sleeve	[mm ²]	-		
2 conductors with same cross section, stranded, with TWIN ferrules with plastic sleeve	[mm ²]	-		
Conductor cross section AWG/kcmil		24 - 6		
Stripping length	[mm]	12		
Tightening torque	[Nm]	-		
Electrical parameters				
Rated current / conductor cross section	[A] / [mm ²]	76 / 16		
Surge voltage category/degree of pollution		III/3	III / 2	II / 2
Rated insulation voltage	[V]	320	400	800
Rated surge voltage	[kV]	4	4	4
Approval data (UL/CUL)				
Use Group		B	C	D
Nominal voltage/current	[V] / [A]	300 / 65	150 / 65	300 / 10
AWG		24-6	24-6	24-6
General data				
Type of insulation material / insulation material group		PA / I		
Inflammability class in acc. with UL 94		V0		

Printed circuit board terminal, Spring-cage connection, Pitch: 15 mm

ZFKDS(A) 10, Linear pinning



Dimensions	[mm]
Solder pin length	6.5
Length l	33.4
Height h	27



Ordering data

No. of pos.	Type	Order No.	Pcs./ Pkt.	Width w [mm]
1	ZFKDS 10-15,00	1986631	50	16.7
2	ZFKDSA 10-15,00- 2	1739295	50	30
4	ZFKDSA 10-15,00- 4	1709303	50	61.7
1	ZFKDSA 10-16,7	1987067	50	16.7

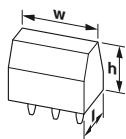


Technical data

Connection capacity				
Solid / stranded	[mm ²]	0.2 - 16 / 0.2 - 16		
Stranded with ferrules without plastic sleeve	[mm ²]	0.25 - 10		
Stranded with ferrules with plastic sleeve	[mm ²]	0.25 - 10		
2 conductors with same cross section solid / stranded	[mm ²]	- / -		
2 conductors with same cross section, stranded, with ferrule without plastic sleeve	[mm ²]	-		
2 conductors with same cross section, stranded, with TWIN ferrules with plastic sleeve	[mm ²]	-		
Conductor cross section AWG/kcmil		24 - 6		
Stripping length	[mm]	12		
Tightening torque	[Nm]	-		
Electrical parameters				
Rated current / conductor cross section	[A] / [mm ²]	76 / 16		
Surge voltage category/degree of pollution		III/3	III / 2	II / 2
Rated insulation voltage	[V]	1000	1000	1000
Rated surge voltage	[kV]	8	8	8
Approval data (UL/CUL)				
Use Group		B	C	D
Nominal voltage/current	[V] / [A]	600 / 65	600 / 65	-
AWG		24-6	24-6	-
General data				
Type of insulation material / insulation material group		PA / I		
Inflammability class in acc. with UL 94		V0		

Printed circuit board terminal, Push-lock spring connection, Pitch: 10 mm

PLH 16/, Linear double pinning



Dimensions	[mm]
Solder pin length	4.5
Length l	30.5
Height h	29



Ordering data

No. of pos.	Type	Order No.	Pcs./ Pkt.	Width w [mm]
2	PLH 16/ 2-10	1770393	25	21.4
3	PLH 16/ 3-10	1770403	25	31.4
4	PLH 16/ 4-10	1770416	25	41.4
5	PLH 16/ 5-10	1770429	25	51.4
6	PLH 16/ 6-10	1770432	25	61.4
7	PLH 16/ 7-10	1770445	25	71.4
8	PLH 16/ 8-10	1770458	25	81.4
1	PLH 16/ 1-10	1703995	25	11.4

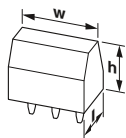


Technical data

Connection capacity			
Solid / stranded	[mm ²]	0.75 - 16 / 0.75 - 25	
Stranded with ferrules without plastic sleeve	[mm ²]	0.75 - 16	
Stranded with ferrules with plastic sleeve	[mm ²]	0.75 - 10	
2 conductors with same cross section solid / stranded	[mm ²]	- / -	
2 conductors with same cross section, stranded, with ferrule without plastic sleeve	[mm ²]	-	
2 conductors with same cross section, stranded, with TWIN ferrules with plastic sleeve	[mm ²]	0.75 - 4	
Conductor cross section AWG/kcmil		18 - 4	
Stripping length	[mm]	18	
Tightening torque	[Nm]	-	
Electrical parameters			
Rated current / conductor cross section	[A] / [mm ²]	76 / 16	
Surge voltage category/degree of pollution		III/3	III / 2
Rated insulation voltage	[V]	400	400
Rated surge voltage	[kV]	4	4
Approval data (UL/CUL)			
Use Group		B	C
Nominal voltage/current	[V] / [A]	300 / 51	150 / 51
AWG		18-6	18-6
General data			
Type of insulation material / insulation material group		PA / I	
Inflammability class in acc. with UL 94		V0	

Printed circuit board terminal, Push-lock spring connection, Pitch: 10 mm

PLH 16/, Zigzag pinning M



Dimensions	[mm]
Solder pin length	4.5
Length l	25
Height h	29



Ordering data

No. of pos.	Type	Order No.	Pcs./ Pkt.	Width w [mm]
2	PLH 16/ 2-10-ZF	1770461	25	21.4
3	PLH 16/ 3-10-ZF	1770474	25	31.4
4	PLH 16/ 4-10-ZF	1770487	25	41.4
5	PLH 16/ 5-10-ZF	1770490	25	51.4
6	PLH 16/ 6-10-ZF	1770500	25	61.4
7	PLH 16/ 7-10-ZF	1770513	25	71.4
8	PLH 16/ 8-10-ZF	1770526	25	81.4



Technical data

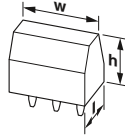
Connection capacity			
Solid / stranded	[mm ²]	0.75 - 16 / 0.75 - 25	
Stranded with ferrules without plastic sleeve	[mm ²]	0.75 - 16	
Stranded with ferrules with plastic sleeve	[mm ²]	0.75 - 10	
2 conductors with same cross section solid / stranded	[mm ²]	- / -	
2 conductors with same cross section, stranded, with ferrule without plastic sleeve	[mm ²]	-	
2 conductors with same cross section, stranded, with TWIN ferrules with plastic sleeve	[mm ²]	0.75 - 4	
Conductor cross section AWG/kcmil		18 - 4	
Stripping length	[mm]	18	
Tightening torque	[Nm]	-	
Electrical parameters			
Rated current / conductor cross section	[A] / [mm ²]	76 / 16	
Surge voltage category/degree of pollution		III/3	III / 2
Rated insulation voltage	[V]	1000	1000
Rated surge voltage	[kV]	8	8
Approval data (UL/CUL)			
Use Group		B	C
Nominal voltage/current	[V] / [A]	600 / 51	600 / 51
AWG		18-6	18-6
General data			
Type of insulation material / insulation material group		PA / I	
Inflammability class in acc. with UL 94		V0	

PCB terminal blocks

Conductor cross section up to 16 mm² (AWG 6)

Printed circuit board terminal, Push-lock spring connection, Pitch: 15 mm

PLH 16/, Linear double pinning



Dimensions	[mm]
Solder pin length	4.5
Length l	30.5
Height h	33.5



Ordering data

No. of pos.	Type	Order No.	Pcs./ Pkt.	Width w [mm]
2	PLH 16/ 2-15	1770539	25	26.4
3	PLH 16/ 3-15	1770542	25	41.4
4	PLH 16/ 4-15	1770555	25	56.4
5	PLH 16/ 5-15	1770568	25	71.4
6	PLH 16/ 6-15	1770571	25	86.4
7	PLH 16/ 7-15	1770584	25	101.4
8	PLH 16/ 8-15	1770597	25	116.4

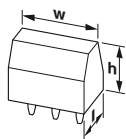


Technical data

Connection capacity			
Solid / stranded	[mm ²]	0.75 - 16 / 0.75 - 25	
Stranded with ferrules without plastic sleeve	[mm ²]	0.75 - 16	
Stranded with ferrules with plastic sleeve	[mm ²]	0.75 - 10	
2 conductors with same cross section solid / stranded	[mm ²]	- / -	
2 conductors with same cross section, stranded, with ferrule without plastic sleeve	[mm ²]	-	
2 conductors with same cross section, stranded, with TWIN ferrules with plastic sleeve	[mm ²]	0.75 - 4	
Conductor cross section AWG/kcmil		18 - 4	
Stripping length	[mm]	18	
Tightening torque	[Nm]	-	
Electrical parameters			
Rated current / conductor cross section	[A] / [mm ²]	76 / 16	
Surge voltage category/degree of pollution		III / 3	III / 2
Rated insulation voltage	[V]	1000	1000
Rated surge voltage	[kV]	8	8
Approval data (UL/CUL)			
Use Group		B	C
Nominal voltage/current	[V] / [A]	600 / 66	600 / 66
AWG		18-4	18-4
General data			
Type of insulation material / insulation material group		PA / I	
Inflammability class in acc. with UL 94		V0	

Printed circuit board terminal, Screw connection with tension sleeve, Pitch: 15 mm

MKDSP 25, Linear pinning



Dimensions	[mm]
Solder pin length	4.5
Length l	31
Height h	39



Ordering data

No. of pos.	Type	Order No.	Pcs./ Pkt.	Width w [mm]
2	MKDSP 25/ 2-15,00	1932588	25	30
3	MKDSP 25/ 3-15,00	1932591	25	45
4	MKDSP 25/ 4-15,00	1932601	25	60
5	MKDSP 25/ 5-15,00	1932614	25	75
6	MKDSP 25/ 6-15,00	1932627	25	90
7	MKDSP 25/ 7-15,00	1932630	25	105
8	MKDSP 25/ 8-15,00	1932643	25	120
9	MKDSP 25/ 9-15,00	1932656	10	135

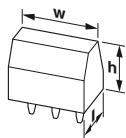


Technical data

Connection capacity				
Solid / stranded	[mm ²]	0.5 - 35 / 0.5 - 35		
Stranded with ferrules without plastic sleeve	[mm ²]	1 - 35		
Stranded with ferrules with plastic sleeve	[mm ²]	1.5 - 35		
2 conductors with same cross section solid / stranded	[mm ²]	0.5 - 6 / 0.5 - 6		
2 conductors with same cross section, stranded, with ferrule without plastic sleeve	[mm ²]	0.5 - 4		
2 conductors with same cross section, stranded, with TWIN ferrules with plastic sleeve	[mm ²]	0.5 - 16		
Conductor cross section AWG/kcmil		20 - 2		
Stripping length	[mm]	18		
Tightening torque	[Nm]	2.5 - 4.5		
Electrical parameters				
Rated current / conductor cross section	[A] / [mm ²]	125 / 35		
Surge voltage category/degree of pollution		III/3	III / 2	II / 2
Rated insulation voltage	[V]	1000	1000	1000
Rated surge voltage	[kV]	8	8	8
Approval data (UL/CUL)				
Use Group		B	C	D
Nominal voltage/current	[V] / [A]	600 / 115	600 / 115	-
AWG		20-2	20-2	-
General data				
Type of insulation material / insulation material group		PA / I		
Inflammability class in acc. with UL 94		V0		

Printed circuit board terminal, Screw connection with tension sleeve, Pitch: 15 mm

MKDSP 25/...-FL, Linear pinning



Dimensions	[mm]
Solder pin length	4.5
Length l	31
Height h	39



Ordering data

No. of pos.	Type	Order No.	Pcs./ Pkt.	Width w [mm]
1	MKDSP 25/ 1-15,00-FL	1932575	25	30



Technical data

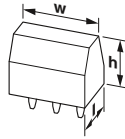
Connection capacity				
Solid / stranded	[mm ²]	0.5 - 35 / 0.5 - 35		
Stranded with ferrules without plastic sleeve	[mm ²]	1 - 35		
Stranded with ferrules with plastic sleeve	[mm ²]	1.5 - 35		
2 conductors with same cross section solid / stranded	[mm ²]	0.5 - 6 / 0.5 - 6		
2 conductors with same cross section, stranded, with ferrule without plastic sleeve	[mm ²]	0.5 - 4		
2 conductors with same cross section, stranded, with TWIN ferrules with plastic sleeve	[mm ²]	0.5 - 16		
Conductor cross section AWG/kcmil		20 - 2		
Stripping length	[mm]	18		
Tightening torque	[Nm]	2.5 - 4.5		
Electrical parameters				
Rated current / conductor cross section	[A] / [mm ²]	125 / 35		
Surge voltage category/degree of pollution		III/3	III / 2	II / 2
Rated insulation voltage	[V]	1000	1000	1000
Rated surge voltage	[kV]	8	8	8
Approval data (UL/CUL)				
Use Group		B	C	D
Nominal voltage/current	[V] / [A]	600 / 115	600 / 115	-
AWG		20-2	20-2	-
General data				
Type of insulation material / insulation material group		PA / I		
Inflammability class in acc. with UL 94		V0		

PCB terminal blocks

Conductor cross section up to 35 mm² (AWG 2)

Printed circuit board terminal, Screw connection with tension sleeve, Pitch: 15 mm

MKDSP 25/..-F, Linear pinning



Dimensions	[mm]
Solder pin length	4.5
Length l	31
Height h	39



Ordering data

No. of pos.	Type	Order No.	Pcs./ Pkt.	Width w [mm]
2	MKDSP 25/ 2-15,00-F	1932494	25	60
3	MKDSP 25/ 3-15,00-F	1932504	25	75
4	MKDSP 25/ 4-15,00-F	1932517	25	90
5	MKDSP 25/ 5-15,00-F	1932520	25	105
6	MKDSP 25/ 6-15,00-F	1932533	25	120
7	MKDSP 25/ 7-15,00-F	1932546	25	135
8	MKDSP 25/ 8-15,00-F	1932559	25	150
9	MKDSP 25/ 9-15,00-F	1932562	25	165

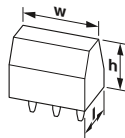


Technical data

Connection capacity			
Solid / stranded	[mm ²]	0.5 - 35 / 0.5 - 35	
Stranded with ferrules without plastic sleeve	[mm ²]	1 - 35	
Stranded with ferrules with plastic sleeve	[mm ²]	1.5 - 35	
2 conductors with same cross section solid / stranded	[mm ²]	0.5 - 6 / 0.5 - 6	
2 conductors with same cross section, stranded, with ferrule without plastic sleeve	[mm ²]	0.5 - 4	
2 conductors with same cross section, stranded, with TWIN ferrules with plastic sleeve	[mm ²]	0.5 - 16	
Conductor cross section AWG/kcmil		20 - 2	
Stripping length	[mm]	18	
Tightening torque	[Nm]	2.5 - 4.5	
Electrical parameters			
Rated current / conductor cross section	[A] / [mm ²]	125 / 35	
Surge voltage category/degree of pollution		III/3	III / 2
Rated insulation voltage	[V]	1000	1000
Rated surge voltage	[kV]	8	8
Approval data (UL/CUL)			
Use Group		B	C
Nominal voltage/current	[V] / [A]	600 / 115	600 / 115
AWG		20-2	-
General data			
Type of insulation material / insulation material group		PA / I	
Inflammability class in acc. with UL 94		V0	

Printed circuit board terminal, Push-in spring connection, Pitch: 15 mm

SPT 35/..-V, linear double pinning



Dimensions	[mm]
Solder pin length	5.9
Length l	35.2
Height h	38.3



Ordering data

No. of pos.	Type	Order No.	Pcs./ Pkt.	Width w [mm]
1	SPT 35/ 1-V-15,00	1845331	20	17.75
2	SPT 35/ 2-V-15,00	1845344	20	35.2
3	SPT 35/ 3-V-15,00	1845357	20	47.75
4	SPT 35/ 4-V-15,00	1845360	20	62.75
5	SPT 35/ 5-V-15,00	1845373	20	77.75

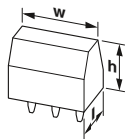


Technical data

Connection capacity			
Solid / stranded	[mm ²]	1.5 - 16 / 1.5 - 35	
Stranded with ferrules without plastic sleeve	[mm ²]	1.5 - 35	
Stranded with ferrules with plastic sleeve	[mm ²]	1.5 - 35	
2 conductors with same cross section solid / stranded	[mm ²]	- / -	
2 conductors with same cross section, stranded, with ferrule without plastic sleeve	[mm ²]	-	
2 conductors with same cross section, stranded, with TWIN ferrules with plastic sleeve	[mm ²]	-	
Conductor cross section AWG/kcmil		-	
Stripping length	[mm]	25	
Tightening torque	[Nm]	-	
Electrical parameters			
Rated current / conductor cross section	[A] / [mm ²]	125 / 16	
Surge voltage category/degree of pollution		III/3	III / 2
Rated insulation voltage	[V]	1000	1000
Rated surge voltage	[kV]	8	6
Approval data (UL/CUL)			
Use Group		B	C
Nominal voltage/current	[V] / [A]	600 / 101	600 / 101
AWG		14-2	14-2
General data			
Type of insulation material / insulation material group		PA / I	
Inflammability class in acc. with UL 94		V0	

Printed circuit board terminal, Screw connection with tension sleeve, Pitch: 17.5 mm

MKDSP 50, Linear 2x2 pinning



Dimensions	[mm]
Solder pin length	4
Length l	32
Height h	55



Ordering data

No. of pos.	Type	Order No.	Pcs./ Pkt.	Width w [mm]
2	MKDSP 50/ 2-17,5	1856126	10	37.5
3	MKDSP 50/ 3-17,5	1856139	10	55
4	MKDSP 50/ 4-17,5	1856142	10	72.5
5	MKDSP 50/ 5-17,5	1856155	10	90

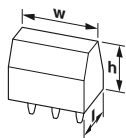


Technical data

Connection capacity			
Solid / stranded	[mm ²]	1.5 - 70 / 1.5 - 70	
Stranded with ferrules without plastic sleeve	[mm ²]	1.5 - 50	
Stranded with ferrules with plastic sleeve	[mm ²]	1.5 - 50	
2 conductors with same cross section solid / stranded	[mm ²]	1.5 - 16 / 1.5 - 25	
2 conductors with same cross section, stranded, with ferrule without plastic sleeve	[mm ²]	-	
2 conductors with same cross section, stranded, with TWIN ferrules with plastic sleeve	[mm ²]	1.5 - 16	
Conductor cross section AWG/kcmil		16 - 2/0	
Stripping length	[mm]	20	
Tightening torque	[Nm]	5.5 -	
Electrical parameters			
Rated current / conductor cross section	[A] / [mm ²]	192 / 70	
Surge voltage category/degree of pollution		III/3	III / 2
Rated insulation voltage	[V]	1000	1000
Rated surge voltage	[kV]	8	8
Approval data (UL/CUL)			
Use Group		B	C
Nominal voltage/current	[V] / [A]	600 / 160	600 / 160
AWG		16-2/0	16-2/0
General data			
Type of insulation material / insulation material group		PA / I	
Inflammability class in acc. with UL 94		V0	

Printed circuit board terminal, Screw connection with tension sleeve, Pitch: 17.5 mm

MKDSP 50/...-FL, Linear 2x2 pinning



Dimensions	[mm]
Solder pin length	4
Length l	32
Height h	55



Ordering data

No. of pos.	Type	Order No.	Pcs./ Pkt.	Width w [mm]
1	MKDSP 50/ 1-17,5-FL	1856168	10	32.6



Technical data

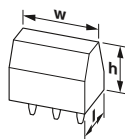
Connection capacity			
Solid / stranded	[mm ²]	1.5 - 70 / 1.5 - 70	
Stranded with ferrules without plastic sleeve	[mm ²]	1.5 - 50	
Stranded with ferrules with plastic sleeve	[mm ²]	1.5 - 50	
2 conductors with same cross section solid / stranded	[mm ²]	1.5 - 16 / 1.5 - 25	
2 conductors with same cross section, stranded, with ferrule without plastic sleeve	[mm ²]	-	
2 conductors with same cross section, stranded, with TWIN ferrules with plastic sleeve	[mm ²]	1.5 - 16	
Conductor cross section AWG/kcmil		16 - 2/0	
Stripping length	[mm]	20	
Tightening torque	[Nm]	5.5 -	
Electrical parameters			
Rated current / conductor cross section	[A] / [mm ²]	192 / 70	
Surge voltage category/degree of pollution		III/3	III / 2
Rated insulation voltage	[V]	1000	1000
Rated surge voltage	[kV]	8	8
Approval data (UL/CUL)			
Use Group		B	C
Nominal voltage/current	[V] / [A]	600 / 160	600 / 160
AWG		16-2/0	16-2/0
General data			
Type of insulation material / insulation material group		PA / I	
Inflammability class in acc. with UL 94		V0	

PCB terminal blocks

Conductor cross section up to 50 mm² (AWG 2/0)

Printed circuit board terminal, Screw connection with tension sleeve, Pitch: 17.5 mm

MKDSP 50/...-F, Linear 2x2 pinning



Dimensions	[mm]
Solder pin length	4
Length l	32
Height h	55



Ordering data

No. of pos.	Type	Order No.	Pcs./ Pkt.	Width w [mm]
2	MKDSP 50/ 2-17,5-F	1856171	10	62.7
3	MKDSP 50/ 3-17,5-F	1856184	10	80.2
4	MKDSP 50/ 4-17,5-F	1856197	10	97.7
5	MKDSP 50/ 5-17,5-F	1856207	10	115.2

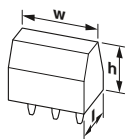


Technical data

Connection capacity			
Solid / stranded	[mm ²]	1.5 - 70 / 1.5 - 70	
Stranded with ferrules without plastic sleeve	[mm ²]	1.5 - 50	
Stranded with ferrules with plastic sleeve	[mm ²]	1.5 - 50	
2 conductors with same cross section solid / stranded	[mm ²]	1.5 - 16 / 1.5 - 25	
2 conductors with same cross section, stranded, with ferrule without plastic sleeve	[mm ²]	-	
2 conductors with same cross section, stranded, with TWIN ferrules with plastic sleeve	[mm ²]	1.5 - 16	
Conductor cross section AWG/kcmil		16 - 2/0	
Stripping length	[mm]	20	
Tightening torque	[Nm]	5.5 -	
Electrical parameters			
Rated current / conductor cross section	[A] / [mm ²]	192 / 70	
Surge voltage category/degree of pollution		III / 3	III / 2
Rated insulation voltage	[V]	1000	1000
Rated surge voltage	[kV]	8	8
Approval data (UL/CUL)			
Use Group		B	C
Nominal voltage/current	[V] / [A]	600 / 160	600 / 160
AWG		16-2/0	16-2/0
General data			
Type of insulation material / insulation material group		PA / I	
Inflammability class in acc. with UL 94		V0	

Printed circuit board terminal, Screw connection with tension sleeve, Pitch: 20 mm

MKDSP 95/...-F, Linear three-way pinning



Dimensions	[mm]
Solder pin length	4
Length l	44
Height h	69



Ordering data

No. of pos.	Type	Order No.	Pcs./ Pkt.	Width w [mm]
2	MKDSP 95/ 2-20,0-F	1841869	5	72
3	MKDSP 95/ 3-20,0-F	1841872	5	92
4	MKDSP 95/ 4-20,0-F	1841885	5	112
5	MKDSP 95/ 5-20,0-F	1841898	5	132

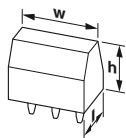


Technical data

Connection capacity				
Solid / stranded	[mm ²]	10 - 16 / 25 - 95		
Stranded with ferrules without plastic sleeve	[mm ²]	16 - 95		
Stranded with ferrules with plastic sleeve	[mm ²]	16 - 95		
2 conductors with same cross section solid / stranded	[mm ²]	16 - 25 / 16 - 25		
2 conductors with same cross section, stranded, with ferrule without plastic sleeve	[mm ²]	16 - 25		
2 conductors with same cross section, stranded, with TWIN ferrules with plastic sleeve	[mm ²]	16 - 25		
Conductor cross section AWG/kcmil		6 - 3/0		
Stripping length	[mm]	25		
Tightening torque	[Nm]	10 -		
Electrical parameters				
Rated current / conductor cross section	[A] / [mm ²]	232 / 16		
Surge voltage category/degree of pollution		III/3	III / 2	II / 2
Rated insulation voltage	[V]	1000	1000	1000
Rated surge voltage	[kV]	8	8	6
Approval data (UL/CUL)				
Use Group		B	C	D
Nominal voltage/current	[V] / [A]	600 / 200	600 / 200	-
AWG		6-3/0	6-3/0	-
General data				
Type of insulation material / insulation material group		PA / I		
Inflammability class in acc. with UL 94		V0		

Printed circuit board terminal, Screw connection with tension sleeve, Pitch: 20 mm

MKDSP 95/...-F, Linear three-way pinning



Dimensions	[mm]
Solder pin length	4
Length l	44
Height h	69



Ordering data

No. of pos.	Type	Order No.	Pcs./ Pkt.	Width w [mm]
1	MKDSP 95/ 1-20,0-FL	1841856	5	52



Technical data

Connection capacity				
Solid / stranded	[mm ²]	10 - 16 / 25 - 95		
Stranded with ferrules without plastic sleeve	[mm ²]	16 - 95		
Stranded with ferrules with plastic sleeve	[mm ²]	16 - 95		
2 conductors with same cross section solid / stranded	[mm ²]	16 - 25 / 16 - 25		
2 conductors with same cross section, stranded, with ferrule without plastic sleeve	[mm ²]	16 - 25		
2 conductors with same cross section, stranded, with TWIN ferrules with plastic sleeve	[mm ²]	16 - 25		
Conductor cross section AWG/kcmil		6 - 3/0		
Stripping length	[mm]	25		
Tightening torque	[Nm]	10 -		
Electrical parameters				
Rated current / conductor cross section	[A] / [mm ²]	232 / 16		
Surge voltage category/degree of pollution		III/3	III / 2	II / 2
Rated insulation voltage	[V]	1000	1000	1000
Rated surge voltage	[kV]	8	8	6
Approval data (UL/CUL)				
Use Group		B	C	D
Nominal voltage/current	[V] / [A]	600 / 200	600 / 200	-
AWG		6-3/0	6-3/0	-
General data				
Type of insulation material / insulation material group		PA / I		
Inflammability class in acc. with UL 94		V0		



PCB connectors

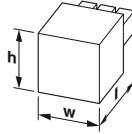
Conductor cross section up to 0.5 mm² (20 AWG)	130
Conductor cross section up to 1.5 mm² (AWG 16)	152
Conductor cross section up to 2.5 mm² (AWG 14)	239
Conductor cross section up to 4 mm² (AWG 12)	381
Conductor cross section up to 6 mm² (AWG 10)	385
Conductor cross sections up to 10 mm² (AWG 10)	406
Conductor cross section up to 16 mm² (AWG 6)	407
Conductor cross section up to 35 mm² (AWG 2)	433

PCB connectors

Conductor cross section up to 0.5 mm² (20 AWG)

PCB plug, Push-in spring connection, Pitch: 2.54 mm

FMC 0,5/...-ST



Dimensions	[mm]
Length l	15.85
Height h	5.35



Ordering data

No. of pos.	Type	Order No.	Pcs./ Pkt.	Width w [mm]
2	FMC 0,5/ 2-ST-2,54	1821096	200	5.58
3	FMC 0,5/ 3-ST-2,54	1821106	200	8.12
4	FMC 0,5/ 4-ST-2,54	1821119	200	10.66
5	FMC 0,5/ 5-ST-2,54	1821122	200	13.2
6	FMC 0,5/ 6-ST-2,54	1821135	200	15.74
7	FMC 0,5/ 7-ST-2,54	1821148	100	18.28
8	FMC 0,5/ 8-ST-2,54	1821151	100	20.82
9	FMC 0,5/ 9-ST-2,54	1821164	100	23.36
10	FMC 0,5/10-ST-2,54	1821177	100	25.9
11	FMC 0,5/11-ST-2,54	1821180	100	28.44
12	FMC 0,5/12-ST-2,54	1821193	100	30.98
13	FMC 0,5/13-ST-2,54	1821203	100	33.52
14	FMC 0,5/14-ST-2,54	1821216	100	36.06
15	FMC 0,5/15-ST-2,54	1821229	100	38.6
16	FMC 0,5/16-ST-2,54	1821232	100	41.14

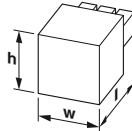


Technical data

Connection system / type of contact	MICRO COMBICON - FMC 0,5 / Female connector		
Locking	without		
Connection capacity			
Solid / stranded	[mm ²]	0.14 - 0.5 / 0.14 - 0.5	
Stranded with ferrules without plastic sleeve	[mm ²]	0.25 - 0.34	
Stranded with ferrules with plastic sleeve	[mm ²]	0.14 - 0.25	
2 conductors with same cross section solid / stranded	[mm ²]	- / -	
2 conductors with same cross section, stranded, with ferrule without plastic sleeve	[mm ²]	-	
2 conductors with same cross section, stranded, with TWIN ferrules with plastic sleeve	[mm ²]	-	
Conductor cross section AWG/kcmil		26 - 20	
Stripping length	[mm]	7	
Tightening torque	[Nm]	-	
Electrical parameters			
Rated current / conductor cross section	[A] / [mm ²]	6 / 0.5	
Surge voltage category/degree of pollution		III / 3	III / 2
Rated insulation voltage	[V]	32	160
Rated surge voltage	[kV]	2.5	2.5
Approval data (UL/CUL)			
Use Group		B	C
Nominal voltage/current	[V] / [A]	150 / 6	50 / 6
AWG		26-20	26-20
General data			
Type of insulation material / insulation material group		LCP / IIIa	
Inflammability class in acc. with UL 94		V0	

PCB plug, Crimp connection, Pitch: 2.54 mm

MCC 0,5/...-ST



Dimensions	[mm]
Length l	16
Height h	3.95

Ordering data

No. of pos.	Type	Order No.	Pcs./ Pkt.	Width w [mm]
2	MCC 0,5/ 2-ST-2,54	1012266	200	5.58
3	MCC 0,5/ 3-ST-2,54	1012267	200	8.12
4	MCC 0,5/ 4-ST-2,54	1012268	200	10.66
5	MCC 0,5/ 5-ST-2,54	1012269	200	13.2
6	MCC 0,5/ 6-ST-2,54	1012270	200	15.74
7	MCC 0,5/ 7-ST-2,54	1012271	100	18.28
8	MCC 0,5/ 8-ST-2,54	1012272	100	20.82
9	MCC 0,5/ 9-ST-2,54	1012273	100	23.36
10	MCC 0,5/10-ST-2,54	1012274	100	25.9
11	MCC 0,5/11-ST-2,54	1012276	100	28.44
12	MCC 0,5/12-ST-2,54	1012277	100	30.98
13	MCC 0,5/13-ST-2,54	1012278	100	33.52
14	MCC 0,5/14-ST-2,54	1012279	100	36.06
15	MCC 0,5/15-ST-2,54	1012281	100	38.6
16	MCC 0,5/16-ST-2,54	1012282	100	41.14

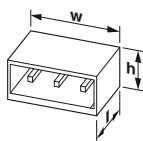


Technical data

Connection system / type of contact	MICRO COMBICON - FMC 0,5 / Female connector		
Locking	-		
Connection capacity			
Solid / stranded	[mm ²]	- / 0.14 - 0.75	
Stranded with ferrules without plastic sleeve	[mm ²]	-	
Stranded with ferrules with plastic sleeve	[mm ²]	-	
2 conductors with same cross section solid / stranded	[mm ²]	- / -	
2 conductors with same cross section, stranded, with ferrule without plastic sleeve	[mm ²]	-	
2 conductors with same cross section, stranded, with TWIN ferrules with plastic sleeve	[mm ²]	-	
Conductor cross section AWG/kcmil		26 - 18	
Stripping length	[mm]	4.3	
Tightening torque	[Nm]	-	
Electrical parameters			
Rated current / conductor cross section	[A] / [mm ²]	6 / -	
Surge voltage category/degree of pollution		III / 3	III / 2
Rated insulation voltage	[V]	160	160
Rated surge voltage	[kV]	2.5	2.5
General data			
Type of insulation material / insulation material group		PA / I	
Inflammability class in acc. with UL 94		V0	

PCB headers, Pitch: 2.54 mm

MC 0,5/..-G-THR, Linear pinning

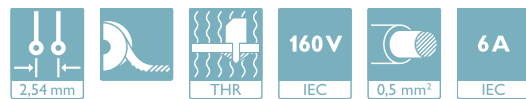


Dimensions	[mm]
Solder pin length	2
Length l	7.1
Height h	4.85



Ordering data

No. of pos.	Type	Order No.	Pcs./ Pkt.	Width w [mm]
2	MC 0,5/ 2-G-2,54 P20 THR R24	1821245	465	9.66
3	MC 0,5/ 3-G-2,54 P20 THR R24	1821258	465	12.2
4	MC 0,5/ 4-G-2,54 P20 THR R24	1821261	465	14.74
5	MC 0,5/ 5-G-2,54 P20 THR R44	1821274	465	17.28
6	MC 0,5/ 6-G-2,54 P20 THR R44	1821287	465	19.82
7	MC 0,5/ 7-G-2,54 P20 THR R44	1821290	465	22.36
8	MC 0,5/ 8-G-2,54 P20 THR R44	1821300	465	24.9
9	MC 0,5/ 9-G-2,54 P20 THR R44	1821313	465	27.44
10	MC 0,5/10-G-2,54 P20 THR R44	1821326	465	29.98
11	MC 0,5/11-G-2,54 P20 THR R56	1821339	465	32.52
12	MC 0,5/12-G-2,54 P20 THR R56	1821342	465	35.06
13	MC 0,5/13-G-2,54 P20 THR R56	1821355	465	37.6
14	MC 0,5/14-G-2,54 P20 THR R56	1821368	465	40.14
15	MC 0,5/15-G-2,54 P20 THR R56	1821371	465	42.68
16	MC 0,5/16-G-2,54 P20 THR R56	1821384	465	45.22

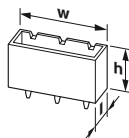


Technical data

Connection system / type of contact	MICRO COMBICON - FMC 0,5 / Male connector		
Locking	without		
Electrical parameters			
Rated current	[A]	6	
Surge voltage category/degree of pollution		III / 3	III / 2
Rated insulation voltage	[V]	32	160
Rated surge voltage	[kV]	2.5	2.5
Approval data (UL/CUL)			
Use Group		B	C
Nominal voltage/current	[V] / [A]	150 / 6	50 / 6
AWG		-	-
General data			
Type of insulation material / insulation material group	LCP / IIIa		
Inflammability class in acc. with UL 94	V0		

PCB headers, Pitch: 2.54 mm

MCV 0,5/..-G-THR, Linear pinning



Dimensions	[mm]
Solder pin length	2
Length l	4.85
Height h	7.1



Ordering data

No. of pos.	Type	Order No.	Pcs./ Pkt.	Width w [mm]
2	MCV 0,5/ 2-G-2,54 P20 THR R24	1821397	315	9.66
3	MCV 0,5/ 3-G-2,54 P20 THR R24	1821407	315	12.2
4	MCV 0,5/ 4-G-2,54 P20 THR R24	1821410	315	14.74
5	MCV 0,5/ 5-G-2,54 P20 THR R44	1821423	315	17.28
6	MCV 0,5/ 6-G-2,54 P20 THR R44	1821436	315	19.82
7	MCV 0,5/ 7-G-2,54 P20 THR R44	1821449	315	22.36
8	MCV 0,5/ 8-G-2,54 P20 THR R44	1821452	315	24.9
9	MCV 0,5/ 9-G-2,54 P20 THR R56	1821465	315	27.44
10	MCV 0,5/10-G-2,54 P20 THR R56	1821478	315	29.98
11	MCV 0,5/11-G-2,54 P20 THR R56	1821481	315	32.52
12	MCV 0,5/12-G-2,54 P20 THR R56	1821494	315	35.06
13	MCV 0,5/13-G-2,54 P20 THR R56	1821504	315	37.6
14	MCV 0,5/14-G-2,54 P20 THR R56	1821517	315	40.14
15	MCV 0,5/15-G-2,54 P20 THR R72	1821520	315	42.68
16	MCV 0,5/16-G-2,54 P20 THR R72	1821533	315	45.22



Technical data

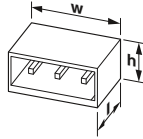
Connection system / type of contact	MICRO COMBICON - FMC 0,5 / Male connector		
Locking	without		
Electrical parameters			
Rated current	[A]	6	
Surge voltage category/degree of pollution		III / 3	III / 2
Rated insulation voltage	[V]	32	160
Rated surge voltage	[kV]	2.5	2.5
Approval data (UL/CUL)			
Use Group		B	C
Nominal voltage/current	[V] / [A]	150 / 6	50 / 6
AWG		-	-
General data			
Type of insulation material / insulation material group	LCP / IIIa		
Inflammability class in acc. with UL 94	V0		

PCB connectors

Conductor cross section up to 0.5 mm² (20 AWG)

PCB headers, Pitch: 2.54 mm

MC 0,5/...-G-SMD, Linear pad geometry



Dimensions	[mm]
Solder pin length	2
Length l	7.1
Height h	4.85



Ordering data

No. of pos.	Type	Order No.	Pcs./ Pkt.	Width w [mm]
2	MC 0,5/ 2-G-2,54 SMD R24	1821698	465	9.66
3	MC 0,5/ 3-G-2,54 SMD R24	1821708	465	12.2
4	MC 0,5/ 4-G-2,54 SMD R24	1821711	465	14.74
5	MC 0,5/ 5-G-2,54 SMD R24	1821724	465	17.28
6	MC 0,5/ 6-G-2,54 SMD R44	1821737	465	19.82
7	MC 0,5/ 7-G-2,54 SMD R44	1821740	465	22.36
8	MC 0,5/ 8-G-2,54 SMD R44	1821753	465	24.9
9	MC 0,5/ 9-G-2,54 SMD R44	1821766	465	27.44
10	MC 0,5/10-G-2,54 SMD R44	1821779	465	29.98
11	MC 0,5/11-G-2,54 SMD R56	1821782	465	32.52
12	MC 0,5/12-G-2,54 SMD R56	1821795	465	35.06
13	MC 0,5/13-G-2,54 SMD R56	1821805	465	37.6
14	MC 0,5/14-G-2,54 SMD R56	1821818	465	40.14
15	MC 0,5/15-G-2,54 SMD R56	1821821	465	42.68
16	MC 0,5/16-G-2,54 SMD R72	1821834	465	45.22

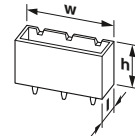


Technical data


Connection system / type of contact	MICRO COMBICON - FMC 0,5 / Male connector		
Locking	without		
Electrical parameters			
Rated current	[A]	6	
Surge voltage category/degree of pollution		III / 3	III / 2
Rated insulation voltage	[V]	32	160
Rated surge voltage	[kV]	2.5	2.5
Approval data (UL/CUL)			
Use Group		B	C
Nominal voltage/current	[V] / [A]	150 / 6	50 / 6
AWG		-	-
General data			
Type of insulation material / insulation material group	LCP / IIIa		
Inflammability class in acc. with UL 94	V0		

PCB headers, Pitch: 2.54 mm

MCV 0,5/...-G-SMD, Linear pad geometry



Dimensions	[mm]
Solder pin length	2
Length l	4.85
Height h	7.1



Ordering data

No. of pos.	Type	Order No.	Pcs./ Pkt.	Width w [mm]
2	MCV 0,5/ 2-G-2,54 SMD R24	1821546	315	9.66
3	MCV 0,5/ 3-G-2,54 SMD R24	1821559	315	12.2
4	MCV 0,5/ 4-G-2,54 SMD R24	1821562	315	14.74
5	MCV 0,5/ 5-G-2,54 SMD R44	1821575	315	17.28
6	MCV 0,5/ 6-G-2,54 SMD R44	1821588	315	19.82
7	MCV 0,5/ 7-G-2,54 SMD R44	1821591	315	22.36
8	MCV 0,5/ 8-G-2,54 SMD R44	1821601	315	24.9
9	MCV 0,5/ 9-G-2,54 SMD R56	1821614	315	27.44
10	MCV 0,5/10-G-2,54 SMD R56	1821627	315	29.98
11	MCV 0,5/11-G-2,54 SMD R56	1821630	315	32.52
12	MCV 0,5/12-G-2,54 SMD R56	1821643	315	35.06
13	MCV 0,5/13-G-2,54 SMD R56	1821656	315	37.6
14	MCV 0,5/14-G-2,54 SMD R56	1821669	315	40.14
15	MCV 0,5/15-G-2,54 SMD R72	1821672	315	42.68
16	MCV 0,5/16-G-2,54 SMD R72	1821685	315	45.22




Technical data

Connection system / type of contact	MICRO COMBICON - FMC 0,5 / Male connector		
Locking	without		
Electrical parameters			
Rated current	[A]	6	
Surge voltage category/degree of pollution		III / 3	III / 2
Rated insulation voltage	[V]	32	160
Rated surge voltage	[kV]	2.5	2.5
Approval data (UL/CUL)			
Use Group		B	C
Nominal voltage/current	[V] / [A]	150 / 6	50 / 6
AWG		-	-
General data			
Type of insulation material / insulation material group	LCP / IIIa		
Inflammability class in acc. with UL 94	V0		

PCB plug, Push-in spring connection, Pitch: 2.54 mm

DFMC 0,5/...-ST



Dimensions	[mm]
Length l	15.85
Height h	10.5



Ordering data

No. of pos.	Type	Order No.	Pcs./ Pkt.	Width w [mm]
2	DFMC 0,5/ 2-ST-2,54	1844578	100	5.58
3	DFMC 0,5/ 3-ST-2,54	1844581	100	8.12
4	DFMC 0,5/ 4-ST-2,54	1844594	100	10.66
5	DFMC 0,5/ 5-ST-2,54	1844604	100	13.2
6	DFMC 0,5/ 6-ST-2,54	1844617	100	15.74
7	DFMC 0,5/ 7-ST-2,54	1844620	50	18.28
8	DFMC 0,5/ 8-ST-2,54	1844633	50	20.82
9	DFMC 0,5/ 9-ST-2,54	1844646	50	23.36
10	DFMC 0,5/10-ST-2,54	1844659	50	25.9
11	DFMC 0,5/11-ST-2,54	1844662	50	28.44
12	DFMC 0,5/12-ST-2,54	1844675	50	30.98
13	DFMC 0,5/13-ST-2,54	1844688	50	33.52
14	DFMC 0,5/14-ST-2,54	1844691	50	36.06
15	DFMC 0,5/15-ST-2,54	1844701	50	38.6
16	DFMC 0,5/16-ST-2,54	1844714	50	41.14

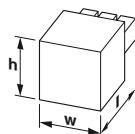


Technical data

Connection system / type of contact	MICRO COMBICON - DFMC 0,5 / Female connect		
Locking	without		
Connection capacity			
Solid / stranded	[mm ²]	0.14 - 0.5 / 0.14 - 0.5	
Stranded with ferrules without plastic sleeve	[mm ²]	0.25 - 0.34	
Stranded with ferrules with plastic sleeve	[mm ²]	0.14 - 0.25	
2 conductors with same cross section solid / stranded	[mm ²]	- / -	
2 conductors with same cross section, stranded, with ferrule without plastic sleeve	[mm ²]	-	
2 conductors with same cross section, stranded, with TWIN ferrules with plastic sleeve	[mm ²]	-	
Conductor cross section AWG/kcmil		26 - 20	
Stripping length	[mm]	7	
Tightening torque	[Nm]	-	
Electrical parameters			
Rated current / conductor cross section	[A] / [mm ²]	6 / 0.5	
Surge voltage category/degree of pollution		III / 3	III / 2
Rated insulation voltage	[V]	32	160
Rated surge voltage	[kV]	2.5	2.5
Approval data (UL/CUL)			
Use Group		B	C
Nominal voltage/current	[V] / [A]	150 / 6	50 / 6
AWG		26-20	26-20
General data			
Type of insulation material / insulation material group		LCP / IIIa	
Inflammability class in acc. with UL 94		V0	

PCB plug, Crimp connection, Pitch: 2.54 mm

DMCC 0,5/...-ST



Dimensions	[mm]
Length l	16
Height h	6.49

Ordering data

No. of pos.	Type	Order No.	Pcs./ Pkt.	Width w [mm]
2	DMCC 0,5/ 2-ST-2,54	1027603	100	5.58
3	DMCC 0,5/ 3-ST-2,54	1027605	100	8.12
4	DMCC 0,5/ 4-ST-2,54	1027606	100	10.66
5	DMCC 0,5/ 5-ST-2,54	1027607	100	13.2
6	DMCC 0,5/ 6-ST-2,54	1027608	100	15.74
7	DMCC 0,5/ 7-ST-2,54	1027609	100	18.28
8	DMCC 0,5/ 8-ST-2,54	1027610	50	20.82
9	DMCC 0,5/ 9-ST-2,54	1027611	50	23.36
10	DMCC 0,5/10-ST-2,54	1027612	50	25.9
11	DMCC 0,5/11-ST-2,54	1027613	50	28.44
12	DMCC 0,5/12-ST-2,54	1027614	50	30.98
13	DMCC 0,5/13-ST-2,54	1027615	50	33.52
14	DMCC 0,5/14-ST-2,54	1027616	50	36.06
15	DMCC 0,5/15-ST-2,54	1027617	50	38.6
16	DMCC 0,5/16-ST-2,54	1027618	50	41.14



Technical data

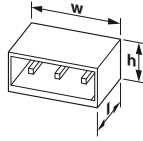
Connection system / type of contact	MICRO COMBICON - DFMC 0,5 / Female connect		
Locking	-		
Connection capacity			
Solid / stranded	[mm ²]	- / 0.14 - 0.75	
Stranded with ferrules without plastic sleeve	[mm ²]	-	
Stranded with ferrules with plastic sleeve	[mm ²]	-	
2 conductors with same cross section solid / stranded	[mm ²]	- / -	
2 conductors with same cross section, stranded, with ferrule without plastic sleeve	[mm ²]	-	
2 conductors with same cross section, stranded, with TWIN ferrules with plastic sleeve	[mm ²]	-	
Conductor cross section AWG/kcmil		26 - 18	
Stripping length	[mm]	4.3	
Tightening torque	[Nm]	-	
Electrical parameters			
Rated current / conductor cross section	[A] / [mm ²]	6 / -	
Surge voltage category/degree of pollution		III / 3	III / 2
Rated insulation voltage	[V]	160	160
Rated surge voltage	[kV]	2.5	2.5
General data			
Type of insulation material / insulation material group		PA / I	
Inflammability class in acc. with UL 94		V0	

PCB connectors

Conductor cross section up to 0.5 mm² (20 AWG)

PCB headers, Pitch: 2.54 mm

DMC 0,5/...-G1-THR



Dimensions	[mm]
Solder pin length	2
Length l	9.64
Height h	7.39



Ordering data

No. of pos.	Type	Order No.	Pcs./ Pkt.	Width w [mm]
2	DMC 0,5/ 2-G1-2,54 P20THR R24	1844727	300	9.66
3	DMC 0,5/ 3-G1-2,54 P20THR R24	1844730	300	12.2
4	DMC 0,5/ 4-G1-2,54 P20THR R44	1844743	300	11.46
5	DMC 0,5/ 5-G1-2,54 P20THR R44	1844756	300	14
6	DMC 0,5/ 6-G1-2,54 P20THR R44	1844769	300	16.54
7	DMC 0,5/ 7-G1-2,54 P20THR R44	1844772	300	19.08
8	DMC 0,5/ 8-G1-2,54 P20THR R44	1844785	300	21.62
9	DMC 0,5/ 9-G1-2,54 P20THR R44	1844798	300	24.16
10	DMC 0,5/10-G1-2,54 P20THR R44	1844808	300	26.7
11	DMC 0,5/11-G1-2,54 P20THR R56	1844811	300	29.24
12	DMC 0,5/12-G1-2,54 P20THR R72	1844824	300	31.78
13	DMC 0,5/13-G1-2,54 P20THR R56	1844837	300	34.32
14	DMC 0,5/14-G1-2,54 P20THR R72	1844840	300	36.86
15	DMC 0,5/15-G1-2,54 P20THR R56	1844853	300	39.4
16	DMC 0,5/16-G1-2,54 P20THR R72	1844866	300	41.94

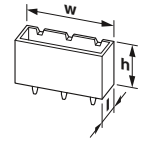


Technical data

Connection system / type of contact	MICRO COMBICON - DFMC 0,5 / Male connector		
Locking	without		
Electrical parameters			
Rated current	[A]	6	
Surge voltage category/degree of pollution		III / 3	III / 2
Rated insulation voltage	[V]	32	160
Rated surge voltage	[kV]	2.5	2.5
Approval data (UL/CUL)			
Use Group		B	C
Nominal voltage/current	[V] / [A]	150 / 6	50 / 6
AWG		-	-
General data			
Type of insulation material / insulation material group		LCP / IIIa	
Inflammability class in acc. with UL 94		V0	

PCB headers, Pitch: 2.54 mm

DMCV 0,5/...-G1-THR



Dimensions	[mm]
Solder pin length	2
Length l	7.39
Height h	7.1



Ordering data

No. of pos.	Type	Order No.	Pcs./ Pkt.	Width w [mm]
2	DMCV 0,5/ 2-G1-2,54 P20THR R32	1844879	330	9.66
3	DMCV 0,5/ 3-G1-2,54 P20THR R24	1844882	330	12.2
4	DMCV 0,5/ 4-G1-2,54 P20THR R32	1844895	330	11.46
5	DMCV 0,5/ 5-G1-2,54 P20THR R44	1844905	330	14
6	DMCV 0,5/ 6-G1-2,54 P20THR R44	1844918	330	16.54
7	DMCV 0,5/ 7-G1-2,54 P20THR R44	1844921	330	19.08
8	DMCV 0,5/ 8-G1-2,54 P20THR R44	1844934	330	21.62
9	DMCV 0,5/ 9-G1-2,54 P20THR R44	1844947	330	24.16
10	DMCV 0,5/10-G1-2,54 P20THR R44	1844950	330	26.7
11	DMCV 0,5/11-G1-2,54 P20THR R56	1844963	330	29.24
12	DMCV 0,5/12-G1-2,54 P20THR R72	1844976	330	31.78
13	DMCV 0,5/13-G1-2,54 P20THR R56	1844989	330	34.32
14	DMCV 0,5/14-G1-2,54 P20THR R72	1844992	330	36.86
15	DMCV 0,5/15-G1-2,54 P20THR R56	1845001	330	39.4
16	DMCV 0,5/16-G1-2,54 P20THR R72	1845014	330	41.94

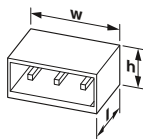


Technical data

Connection system / type of contact	MICRO COMBICON - DFMC 0,5 / Male connector		
Locking	without		
Electrical parameters			
Rated current	[A]	6	
Surge voltage category/degree of pollution		III / 3	III / 2
Rated insulation voltage	[V]	32	160
Rated surge voltage	[kV]	2.5	2.5
Approval data (UL/CUL)			
Use Group		B	C
Nominal voltage/current	[V] / [A]	150 / 6	50 / 6
AWG		-	-
General data			
Type of insulation material / insulation material group		LCP / IIIa	
Inflammability class in acc. with UL 94		V0	

PCB headers, Pitch: 2.54 mm

DMC 0,5/...-G1-SMD



Dimensions	[mm]
Solder pin length	2
Length l	9.64
Height h	7.39



Ordering data

No. of pos.	Type	Order No.	Pcs./ Pkt.	Width w [mm]
2	DMC 0,5/ 2-G1-2,54 SMD R24	1845027	300	9.66
3	DMC 0,5/ 3-G1-2,54 SMD R24	1845030	300	12.2
4	DMC 0,5/ 4-G1-2,54 SMD R44	1845043	300	10.66
5	DMC 0,5/ 5-G1-2,54 SMD R44	1845056	300	13.2
6	DMC 0,5/ 6-G1-2,54 SMD R44	1845069	300	15.74
7	DMC 0,5/ 7-G1-2,54 SMD R44	1845072	300	18.28
8	DMC 0,5/ 8-G1-2,54 SMD R44	1845085	300	20.82
9	DMC 0,5/ 9-G1-2,54 SMD R44	1845098	300	23.36
10	DMC 0,5/10-G1-2,54 SMD R44	1845108	300	25.9
11	DMC 0,5/11-G1-2,54 SMD R56	1845111	300	28.44
12	DMC 0,5/12-G1-2,54 SMD R72	1845124	300	30.98
13	DMC 0,5/13-G1-2,54 SMD R56	1845137	300	33.52
14	DMC 0,5/14-G1-2,54 SMD R72	1845140	300	36.06
15	DMC 0,5/15-G1-2,54 SMD R56	1845153	300	38.6
16	DMC 0,5/16-G1-2,54 SMD R72	1845166	300	41.14

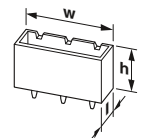


Technical data

Connection system / type of contact	MICRO COMBICON - DFMC 0,5 / Male connector		
Locking	without		
Electrical parameters			
Rated current	[A]	6	
Surge voltage category/degree of pollution		III / 3	III / 2
Rated insulation voltage	[V]	32	160
Rated surge voltage	[kV]	2.5	2.5
Approval data (UL/CUL)			
Use Group		B	C
Nominal voltage/current	[V] / [A]	150 / 6	50 / 6
AWG		-	-
General data			
Type of insulation material / insulation material group	LCP / IIIa		
Inflammability class in acc. with UL 94	V0		

PCB headers, Pitch: 2.54 mm

DMCV 0,5/...-G1-SMD



Dimensions	[mm]
Solder pin length	2
Length l	7.39
Height h	7.1



Ordering data

No. of pos.	Type	Order No.	Pcs./ Pkt.	Width w [mm]
2	DMCV 0,5/ 2-G1-2,54 SMD R32	1845179	330	9.66
3	DMCV 0,5/ 3-G1-2,54 SMD R24	1845182	330	12.2
4	DMCV 0,5/ 4-G1-2,54 SMD R32	1845195	330	10.66
5	DMCV 0,5/ 5-G1-2,54 SMD R44	1845205	330	13.2
6	DMCV 0,5/ 6-G1-2,54 SMD R44	1845218	330	15.74
7	DMCV 0,5/ 7-G1-2,54 SMD R44	1845221	330	18.28
8	DMCV 0,5/ 8-G1-2,54 SMD R44	1845234	330	20.82
9	DMCV 0,5/ 9-G1-2,54 SMD R44	1845247	330	23.36
10	DMCV 0,5/10-G1-2,54 SMD R44	1845250	330	25.9
11	DMCV 0,5/11-G1-2,54 SMD R56	1845263	330	28.44
12	DMCV 0,5/12-G1-2,54 SMD R72	1845276	330	30.98
13	DMCV 0,5/13-G1-2,54 SMD R56	1845289	330	33.52
14	DMCV 0,5/14-G1-2,54 SMD R72	1845292	330	36.06
15	DMCV 0,5/15-G1-2,54 SMD R56	1845302	330	38.6
16	DMCV 0,5/16-G1-2,54 SMD R72	1845315	330	41.14



Technical data

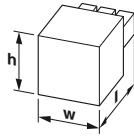
Connection system / type of contact	MICRO COMBICON - DFMC 0,5 / Male connector		
Locking	without		
Electrical parameters			
Rated current	[A]	6	
Surge voltage category/degree of pollution		III / 3	III / 2
Rated insulation voltage	[V]	32	160
Rated surge voltage	[kV]	2.5	2.5
Approval data (UL/CUL)			
Use Group		B	C
Nominal voltage/current	[V] / [A]	150 / 6	50 / 6
AWG		-	-
General data			
Type of insulation material / insulation material group	LCP / IIIa		
Inflammability class in acc. with UL 94	V0		

PCB connectors

Conductor cross section up to 0.5 mm² (20 AWG)

PCB plug, Push-in spring connection, Pitch: 2.5 mm

FK-MC 0,5/...-ST



Dimensions	[mm]
Length l	19.05
Height h	11.75



Ordering data

No. of pos.	Type	Order No.	Pcs./ Pkt.	Width w [mm]
2	FK-MC 0,5/ 2-ST-2,5	1881325	50	5.6
3	FK-MC 0,5/ 3-ST-2,5	1881338	50	8.1
4	FK-MC 0,5/ 4-ST-2,5	1881341	50	10.6
5	FK-MC 0,5/ 5-ST-2,5	1881354	50	13.1
6	FK-MC 0,5/ 6-ST-2,5	1881367	50	15.6
7	FK-MC 0,5/ 7-ST-2,5	1881370	50	18.1
8	FK-MC 0,5/ 8-ST-2,5	1881383	50	20.6
9	FK-MC 0,5/ 9-ST-2,5	1881396	50	23.1
10	FK-MC 0,5/10-ST-2,5	1881406	50	25.6
11	FK-MC 0,5/11-ST-2,5	1881419	50	28.1
12	FK-MC 0,5/12-ST-2,5	1881422	50	30.6

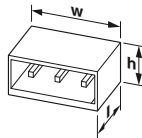


Technical data

Connection system / type of contact	MICRO COMBICON - FK-MC 0,5 / Female connect		
Locking	-		
Connection capacity	-		
Solid / stranded	[mm ²]	0.14 - 0.5 / 0.14 - 0.5	
Stranded with ferrules without plastic sleeve	[mm ²]	0.25 - 0.5	
Stranded with ferrules with plastic sleeve	[mm ²]	-	
2 conductors with same cross section solid / stranded	[mm ²]	- / -	
2 conductors with same cross section, stranded, with ferrule without plastic sleeve	[mm ²]	-	
2 conductors with same cross section, stranded, with TWIN ferrules with plastic sleeve	[mm ²]	-	
Conductor cross section AWG/kcmil		26 - 20	
Stripping length	[mm]	8	
Tightening torque	[Nm]	-	
Electrical parameters			
Rated current / conductor cross section	[A] / [mm ²]	4 / 0.5	
Surge voltage category/degree of pollution		III/3	III / 2
Rated insulation voltage	[V]	100	160
Rated surge voltage	[kV]	1.5	2.5
Approval data (UL/CUL)			
Use Group		B	C
Nominal voltage/current	[V] / [A]	125 / 4	-
AWG		28-20	-
General data			
Type of insulation material / insulation material group		PA / I	
Inflammability class in acc. with UL 94		V0	

PCB headers, Pitch: 2.5 mm

MC 0,5/...-G-THT, Linear pinning



Dimensions	[mm]
Solder pin length	3.8
Length l	10.1
Height h	8.1



Ordering data

No. of pos.	Type	Order No.	Pcs./ Pkt.	Width w [mm]
2	MC 0,5/ 2-G-2,5 THT R44	1963641	330	6.9
3	MC 0,5/ 3-G-2,5 THT R44	1963654	330	9.4
4	MC 0,5/ 4-G-2,5 THT R44	1963667	330	11.9
5	MC 0,5/ 5-G-2,5 THT R44	1963670	330	14.4
6	MC 0,5/ 6-G-2,5 THT R44	1963683	330	16.9
7	MC 0,5/ 7-G-2,5 THT R44	1963696	330	19.4
8	MC 0,5/ 8-G-2,5 THT R44	1963706	330	21.9
9	MC 0,5/ 9-G-2,5 THT R44	1963719	330	24.4
10	MC 0,5/10-G-2,5 THT R44	1963722	330	26.9
11	MC 0,5/11-G-2,5 THT R44	1963735	330	29.4
12	MC 0,5/12-G-2,5 THT R44	1963748	330	31.9

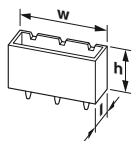


Technical data

Connection system / type of contact	MICRO COMBICON - FK-MC 0,5 / Male connector		
Locking	without		
Electrical parameters			
Rated current	[A]	4	
Surge voltage category/degree of pollution		III/3	III / 2
Rated insulation voltage	[V]	32	160
Rated surge voltage	[kV]	1.5	2.5
Approval data (UL/CUL)			
Use Group		B	C
Nominal voltage/current	[V] / [A]	125 / 4	-
AWG		-	-
General data			
Type of insulation material / insulation material group		PA / IIIa	
Inflammability class in acc. with UL 94		V0	

PCB headers, Pitch: 2.5 mm

MCV 0,5/...-G-THT, Linear pinning



Dimensions	[mm]
Solder pin length	3.5
Length l	8.1
Height h	10.1



Ordering data

No. of pos.	Type	Order No.	Pcs./ Pkt.	Width w [mm]
2	MCV 0,5/ 2-G-2,5 THT R44	1963751	220	6.9
3	MCV 0,5/ 3-G-2,5 THT R44	1963764	220	9.4
4	MCV 0,5/ 4-G-2,5 THT R44	1963777	220	11.9
5	MCV 0,5/ 5-G-2,5 THT R44	1963780	220	14.4
6	MCV 0,5/ 6-G-2,5 THT R44	1963793	220	16.9
7	MCV 0,5/ 7-G-2,5 THT R44	1963803	220	19.4
8	MCV 0,5/ 8-G-2,5 THT R44	1963816	220	21.9
9	MCV 0,5/ 9-G-2,5 THT R44	1963829	220	24.4
10	MCV 0,5/10-G-2,5 THT R44	1963845	220	26.9
11	MCV 0,5/11-G-2,5 THT R44	1963858	220	29.4
12	MCV 0,5/12-G-2,5 THT R44	1963861	220	31.9

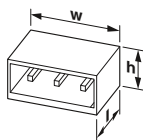


Technical data

Connection system / type of contact	MICRO COMBICON - FK-MC 0,5 / Male connector		
Locking	without		
Electrical parameters			
Rated current	[A]	4	
Surge voltage category/degree of pollution		III / 3	III / 2
Rated insulation voltage	[V]	32	160
Rated surge voltage	[kV]	1.5	2.5
Approval data (UL/CUL)			
Use Group		B	C
Nominal voltage/current	[V] / [A]	125 / 4	-
AWG		-	-
General data			
Type of insulation material / insulation material group		PA / IIIa	
Inflammability class in acc. with UL 94		V0	

PCB headers, Pitch: 2.5 mm

MC 0,5/...-G-THT, Linear pinning



Dimensions	[mm]
Solder pin length	3.8
Length l	10.1
Height h	8.1



Ordering data

No. of pos.	Type	Order No.	Pcs./ Pkt.	Width w [mm]
2	MC 0,5/ 2-G-2,5 THT	1963421	50	6.9
3	MC 0,5/ 3-G-2,5 THT	1963434	50	9.4
4	MC 0,5/ 4-G-2,5 THT	1963447	50	11.9
5	MC 0,5/ 5-G-2,5 THT	1963450	50	14.4
6	MC 0,5/ 6-G-2,5 THT	1963463	50	16.9
7	MC 0,5/ 7-G-2,5 THT	1963476	50	19.4
8	MC 0,5/ 8-G-2,5 THT	1939303	50	21.9
9	MC 0,5/ 9-G-2,5 THT	1963492	50	24.4
10	MC 0,5/10-G-2,5 THT	1963502	50	26.9
11	MC 0,5/11-G-2,5 THT	1963515	50	29.4
12	MC 0,5/12-G-2,5 THT	1939316	50	31.9



Technical data

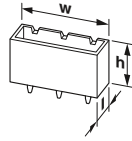
Connection system / type of contact	MICRO COMBICON - FK-MC 0,5 / Male connector		
Locking	without		
Electrical parameters			
Rated current	[A]	4	
Surge voltage category/degree of pollution		III / 3	III / 2
Rated insulation voltage	[V]	32	160
Rated surge voltage	[kV]	1.5	2.5
Approval data (UL/CUL)			
Use Group		B	C
Nominal voltage/current	[V] / [A]	125 / 4	-
AWG		-	-
General data			
Type of insulation material / insulation material group		PA / IIIa	
Inflammability class in acc. with UL 94		V0	

PCB connectors

Conductor cross section up to 0.5 mm² (20 AWG)

PCB headers, Pitch: 2.5 mm

MCV 0,5/...-G-THT, Linear pinning



Dimensions	[mm]
Solder pin length	3.5
Length l	8.1
Height h	10.1



Ordering data

No. of pos.	Type	Order No.	Pcs./ Pkt.	Width w [mm]
2	MCV 0,5/ 2-G-2,5 THT	1963531	50	6.9
3	MCV 0,5/ 3-G-2,5 THT	1963544	50	9.4
4	MCV 0,5/ 4-G-2,5 THT	1963557	50	11.9
5	MCV 0,5/ 5-G-2,5 THT	1963560	50	14.4
6	MCV 0,5/ 6-G-2,5 THT	1963573	50	16.9
7	MCV 0,5/ 7-G-2,5 THT	1963586	50	19.4
8	MCV 0,5/ 8-G-2,5 THT	1963599	50	21.9
9	MCV 0,5/ 9-G-2,5 THT	1963609	50	24.4
10	MCV 0,5/10-G-2,5 THT	1963612	50	26.9
11	MCV 0,5/11-G-2,5 THT	1963625	50	29.4
12	MCV 0,5/12-G-2,5 THT	1963638	50	31.9

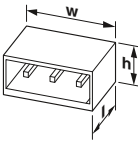



Technical data

Connection system / type of contact	MICRO COMBICON - FK-MC 0,5 / Male connector		
Locking	without		
Electrical parameters			
Rated current	[A]	4	
Surge voltage category/degree of pollution		III/3	III / 2
Rated insulation voltage	[V]	32	160
Rated surge voltage	[kV]	1.5	2.5
Approval data (UL/CUL)			
Use Group		B	C
Nominal voltage/current	[V] / [A]	125 / 4	-
AWG		-	-
General data			
Type of insulation material / insulation material group		PA / IIIa	
Inflammability class in acc. with UL 94		V0	

PCB headers, Pitch: 2.5 mm

MC 0,5/...-G, Linear pinning



Dimensions	[mm]
Solder pin length	3.8
Length l	10.1
Height h	8.1



Ordering data

No. of pos.	Type	Order No.	Pcs./ Pkt.	Width w [mm]
2	MC 0,5/ 2-G-2,5	1881448	50	6.9
3	MC 0,5/ 3-G-2,5	1881451	50	9.4
4	MC 0,5/ 4-G-2,5	1881464	50	11.9
5	MC 0,5/ 5-G-2,5	1881477	50	14.4
6	MC 0,5/ 6-G-2,5	1881480	50	16.9
7	MC 0,5/ 7-G-2,5	1881493	50	19.4
8	MC 0,5/ 8-G-2,5	1881503	50	21.9
9	MC 0,5/ 9-G-2,5	1881516	50	24.4
10	MC 0,5/10-G-2,5	1881529	50	26.9
11	MC 0,5/11-G-2,5	1881532	50	29.4
12	MC 0,5/12-G-2,5	1881545	50	31.9

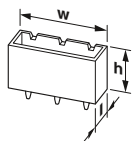



Technical data

Connection system / type of contact	MICRO COMBICON - FK-MC 0,5 / Male connector		
Locking	without		
Electrical parameters			
Rated current	[A]	4	
Surge voltage category/degree of pollution		III/3	III / 2
Rated insulation voltage	[V]	80	160
Rated surge voltage	[kV]	1.5	2.5
Approval data (UL/CUL)			
Use Group		B	C
Nominal voltage/current	[V] / [A]	125 / 4	-
AWG		-	-
General data			
Type of insulation material / insulation material group		PA / I	
Inflammability class in acc. with UL 94		V0	

PCB headers, Pitch: 2.5 mm

MCV 0,5/...-G, Linear pinning



Dimensions	[mm]
Solder pin length	3.5
Length l	8.1
Height h	10.1



Ordering data

No. of pos.	Type	Order No.	Pcs./ Pkt.	Width w [mm]
2	MCV 0,5/ 2-G-2,5	1881558	50	6.9
3	MCV 0,5/ 3-G-2,5	1881561	50	9.7
4	MCV 0,5/ 4-G-2,5	1881574	50	12.2
5	MCV 0,5/ 5-G-2,5	1881587	50	14.7
6	MCV 0,5/ 6-G-2,5	1881590	50	17.2
7	MCV 0,5/ 7-G-2,5	1881600	50	19.7
8	MCV 0,5/ 8-G-2,5	1881613	50	22.2
9	MCV 0,5/ 9-G-2,5	1881626	50	24.7
10	MCV 0,5/10-G-2,5	1881639	50	27.2
11	MCV 0,5/11-G-2,5	1881642	50	29.7
12	MCV 0,5/12-G-2,5	1881655	50	32.2

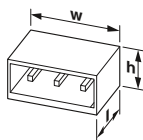


Technical data

Connection system / type of contact	MICRO COMBICON - FK-MC 0,5 / Male connector		
Locking	without		
Electrical parameters			
Rated current	[A]	4	
Surge voltage category/degree of pollution		III / 2	II / 2
Rated insulation voltage	[V]	80	160
Rated surge voltage	[kV]	1.5	2.5
Approval data (UL/CUL)			
Use Group		B	C
Nominal voltage/current	[V] / [A]	125 / 4	-
AWG		-	-
General data			
Type of insulation material / insulation material group		PA / I	
Inflammability class in acc. with UL 94		V0	

PCB headers, Pitch: 2.5 mm

MCD 0,5/...-G1, Linear pinning



Dimensions	[mm]
Solder pin length	3.8
Length l	17.5
Height h	21.85



Ordering data

No. of pos.	Type	Order No.	Pcs./ Pkt.	Width w [mm]
2	MCD 0,5/ 2-G1-2,5	1894804	50	6.9
3	MCD 0,5/ 3-G1-2,5	1894817	50	9.4
4	MCD 0,5/ 4-G1-2,5	1894820	50	11.9
5	MCD 0,5/ 5-G1-2,5	1894833	50	14.4
6	MCD 0,5/ 6-G1-2,5	1894846	50	16.9
7	MCD 0,5/ 7-G1-2,5	1894859	50	19.4
8	MCD 0,5/ 8-G1-2,5	1894862	50	21.9
9	MCD 0,5/ 9-G1-2,5	1894875	50	24.4
10	MCD 0,5/10-G1-2,5	1894888	50	26.9
11	MCD 0,5/11-G1-2,5	1894891	50	29.4
12	MCD 0,5/12-G1-2,5	1894901	50	31.9



Technical data

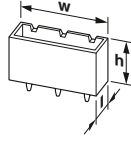
Connection system / type of contact	MICRO COMBICON - FK-MC 0,5 / Male connector		
Locking	without		
Electrical parameters			
Rated current	[A]	4	
Surge voltage category/degree of pollution		III / 2	II / 2
Rated insulation voltage	[V]	80	160
Rated surge voltage	[kV]	1.5	2.5
Approval data (UL/CUL)			
Use Group		B	C
Nominal voltage/current	[V] / [A]	125 / 4	-
AWG		-	-
General data			
Type of insulation material / insulation material group		PA / I	
Inflammability class in acc. with UL 94		V0	

PCB connectors

Conductor cross section up to 0.5 mm² (20 AWG)

PCB headers, Pitch: 2.5 mm

MCDV 0,5/...-G1, Linear pinning



Dimensions	[mm]
Solder pin length	3.5
Length l	21.6
Height h	17.5



Ordering data

No. of pos.	Type	Order No.	Pcs./ Pkt.	Width w [mm]
2	MCDV 0,5/ 2-G1-2,5	1894914	50	6.9
3	MCDV 0,5/ 3-G1-2,5	1894927	50	9.4
4	MCDV 0,5/ 4-G1-2,5	1894930	50	11.9
5	MCDV 0,5/ 5-G1-2,5	1894943	50	14.4
6	MCDV 0,5/ 6-G1-2,5	1894956	50	16.9
7	MCDV 0,5/ 7-G1-2,5	1894969	50	19.4
8	MCDV 0,5/ 8-G1-2,5	1894972	50	2.9
9	MCDV 0,5/ 9-G1-2,5	1894985	50	24.4
10	MCDV 0,5/10-G1-2,5	1894998	50	26.9
11	MCDV 0,5/11-G1-2,5	1895007	50	29.4
12	MCDV 0,5/12-G1-2,5	1895010	50	31.9

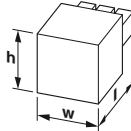


Technical data

Connection system / type of contact	MICRO COMBICON - FK-MC 0,5 / Male connector		
Locking	without		
Electrical parameters			
Rated current	[A]	4	
Surge voltage category/degree of pollution		III/3	III / 2 II / 2
Rated insulation voltage	[V]	80	160 320
Rated surge voltage	[kV]	1.5	2.5 2.5
Approval data (UL/CUL)			
Use Group		B	C D
Nominal voltage/current	[V] / [A]	125 / 4	- -
AWG		-	- -
General data			
Type of insulation material / insulation material group		PA / I	
Inflammability class in acc. with UL 94		V0	

PCB plug, Push-in spring connection, Pitch: 2.5 mm

PTSM 0,5/...-P



Dimensions	[mm]
Length l	15
Height h	5



Ordering data

No. of pos.	Type	Order No.	Pcs./ Pkt.	Width w [mm]
2	PTSM 0,5/ 2-P-2,5	1778832	250	6.1
3	PTSM 0,5/ 3-P-2,5	1778845	250	8.6
4	PTSM 0,5/ 4-P-2,5	1778858	250	11.1
5	PTSM 0,5/ 5-P-2,5	1778861	100	13.6
6	PTSM 0,5/ 6-P-2,5	1778874	100	16.1
7	PTSM 0,5/ 7-P-2,5	1778887	100	18.6
8	PTSM 0,5/ 8-P-2,5	1778890	100	21.1



Technical data

Connection system / type of contact	COMBICON COMPACT PTSM / Female connector		
Locking	without		
Connection capacity			
Solid / stranded	[mm ²]	0.14 - 0.5 / 0.2 - 0.5	
Stranded with ferrules without plastic sleeve	[mm ²]	0.25 - 0.5	
Stranded with ferrules with plastic sleeve	[mm ²]	0.25 - 0.34	
2 conductors with same cross section solid / stranded	[mm ²]	- / -	
2 conductors with same cross section, stranded, with ferrule without plastic sleeve	[mm ²]	-	
2 conductors with same cross section, stranded, with TWIN ferrules with plastic sleeve	[mm ²]	-	
Conductor cross section AWG/kcmil		24 - 20	
Stripping length	[mm]	6	
Tightening torque	[Nm]	-	
Electrical parameters			
Rated current / conductor cross section	[A] / [mm ²]	6 / 0.5	
Surge voltage category/degree of pollution		III/3	III / 2 II / 2
Rated insulation voltage	[V]	100	160 320
Rated surge voltage	[kV]	2.5	2.5 2.5
Approval data (UL/CUL)			
Use Group		B	C D
Nominal voltage/current	[V] / [A]	150 / 5	- -
AWG		26-18	- -
General data			
Type of insulation material / insulation material group		PA / I	
Inflammability class in acc. with UL 94		V0	

PCB plug, Push-in spring connection, Pitch: 2.5 mm

PTSM 0,5/...-P WH



Dimensions	[mm]
Length l	15
Height h	5



Ordering data

No. of pos.	Type	Order No.	Pcs./ Pkt.	Width w [mm]
2	PTSM 0,5/ 2-P-2,5 WH	1704853	250	6.1
3	PTSM 0,5/ 3-P-2,5 WH	1704854	250	8.6
4	PTSM 0,5/ 4-P-2,5 WH	1704857	250	11.1
5	PTSM 0,5/ 5-P-2,5 WH	1704858	100	13.6
6	PTSM 0,5/ 6-P-2,5 WH	1704859	100	16.1
7	PTSM 0,5/ 7-P-2,5 WH	1704860	100	18.6
8	PTSM 0,5/ 8-P-2,5 WH	1704861	100	21.1

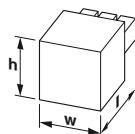


Technical data

Connection system / type of contact		COMBICON COMPACT PTSM / Female connector		
Locking		without		
Connection capacity				
Solid / stranded	[mm ²]	0.14 - 0.5 / 0.2 - 0.5		
Stranded with ferrules without plastic sleeve	[mm ²]	0.25 - 0.5		
Stranded with ferrules with plastic sleeve	[mm ²]	0.25 - 0.34		
2 conductors with same cross section solid / stranded	[mm ²]	- / -		
2 conductors with same cross section, stranded, with ferrule without plastic sleeve	[mm ²]	-		
2 conductors with same cross section, stranded, with TWIN ferrules with plastic sleeve	[mm ²]	-		
Conductor cross section AWG/kcmil		24 - 20		
Stripping length	[mm]	6		
Tightening torque	[Nm]	-		
Electrical parameters				
Rated current / conductor cross section	[A] / [mm ²]	6 / 0.5		
Surge voltage category/degree of pollution		III / 3	III / 2	II / 2
Rated insulation voltage	[V]	100	160	320
Rated surge voltage	[kV]	2.5	2.5	2.5
Approval data (UL/CUL)				
Use Group		B	C	D
Nominal voltage/current	[V] / [A]	150 / 5	-	-
AWG		26-18	-	-
General data				
Type of insulation material / insulation material group		HT PA / I		
Inflammability class in acc. with UL 94		V0		

PCB plug, Push-in spring connection, Pitch: 2.5 mm

PTSM 0,5/...-PL WH



Dimensions	[mm]
Length l	15
Height h	5.2



Ordering data

No. of pos.	Type	Order No.	Pcs./ Pkt.	Width w [mm]
2	PTSM 0,5/ 2-PL-2,5 WH	1709457	250	11.46
3	PTSM 0,5/ 3-PL-2,5 WH	1709459	250	13.96
4	PTSM 0,5/ 4-PL-2,5 WH	1709460	250	16.46
5	PTSM 0,5/ 5-PL-2,5 WH	1709462	100	18.96
6	PTSM 0,5/ 6-PL-2,5 WH	1709463	100	21.46
7	PTSM 0,5/ 7-PL-2,5 WH	1709464	100	23.96
8	PTSM 0,5/ 8-PL-2,5 WH	1709465	100	26.46



Technical data

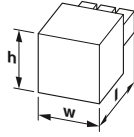
Connection system / type of contact		COMBICON COMPACT PTSM / Female connector		
Locking		-		
Connection capacity				
Solid / stranded	[mm ²]	0.14 - 0.5 / 0.2 - 0.5		
Stranded with ferrules without plastic sleeve	[mm ²]	0.25 - 0.5		
Stranded with ferrules with plastic sleeve	[mm ²]	0.25 - 0.34		
2 conductors with same cross section solid / stranded	[mm ²]	- / -		
2 conductors with same cross section, stranded, with ferrule without plastic sleeve	[mm ²]	-		
2 conductors with same cross section, stranded, with TWIN ferrules with plastic sleeve	[mm ²]	-		
Conductor cross section AWG/kcmil		24 - 20		
Stripping length	[mm]	6		
Tightening torque	[Nm]	-		
Electrical parameters				
Rated current / conductor cross section	[A] / [mm ²]	6 / 0.5		
Surge voltage category/degree of pollution		III / 3	III / 2	II / 2
Rated insulation voltage	[V]	100	160	320
Rated surge voltage	[kV]	2.5	2.5	2.5
Approval data (UL/CUL)				
Use Group		B	C	D
Nominal voltage/current	[V] / [A]	150 / 5	-	-
AWG		26-18	-	-
General data				
Type of insulation material / insulation material group		PA / I		
Inflammability class in acc. with UL 94		V0		

PCB connectors

Conductor cross section up to 0.5 mm² (20 AWG)

PCB plug, Push-in spring connection, Pitch: 2.5 mm

PTSM 0,5/...-PI WH



Dimensions	[mm]
Length l	15.5
Height h	5



Ordering data

No. of pos.	Type	Order No.	Pcs./ Pkt.	Width w [mm]
2	PTSM 0,5/ 2-PI-2,5 WH	1709450	250	6.7
3	PTSM 0,5/ 3-PI-2,5 WH	1709451	250	9.2
4	PTSM 0,5/ 4-PI-2,5 WH	1709452	250	11.7
5	PTSM 0,5/ 5-PI-2,5 WH	1709453	100	14.2
6	PTSM 0,5/ 6-PI-2,5 WH	1709454	100	16.7
7	PTSM 0,5/ 7-PI-2,5 WH	1709455	100	19.2
8	PTSM 0,5/ 8-PI-2,5 WH	1709456	100	21.7

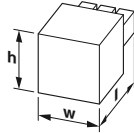


Technical data

Connection system / type of contact	COMBICON COMPACT PTSM / Male connector		
Locking	without		
Connection capacity			
Solid / stranded	[mm ²]	0.14 - 0.5 / 0.2 - 0.5	
Stranded with ferrules without plastic sleeve	[mm ²]	0.25 - 0.5	
Stranded with ferrules with plastic sleeve	[mm ²]	0.25 - 0.34	
2 conductors with same cross section solid / stranded	[mm ²]	- / -	
2 conductors with same cross section, stranded, with ferrule without plastic sleeve	[mm ²]	-	
2 conductors with same cross section, stranded, with TWIN ferrules with plastic sleeve	[mm ²]	-	
Conductor cross section AWG/kcmil		24 - 20	
Stripping length	[mm]	6	
Tightening torque	[Nm]	-	
Electrical parameters			
Rated current / conductor cross section	[A] / [mm ²]	6 / 0.5	
Surge voltage category/degree of pollution		III / 3	III / 2
Rated insulation voltage	[V]	100	160
Rated surge voltage	[kV]	1.5	2.5
Approval data (UL/CUL)			
Use Group		B	C
Nominal voltage/current	[V] / [A]	150 / 5	-
AWG		26-18	-
General data			
Type of insulation material / insulation material group		PA / I	
Inflammability class in acc. with UL 94		V0	

PCB plug, Crimp connection, Pitch: 2.5 mm

PTCM 0,5/...-PL



Dimensions	[mm]
Length l	16.2
Height h	3.9

Ordering data

No. of pos.	Type	Order No.	Pcs./ Pkt.	Width w [mm]
2	PTCM 0,5/ 2-PL-2,5 WH	1015464	250	29.46
3	PTCM 0,5/ 3-PL-2,5 WH	1015463	250	26.96
4	PTCM 0,5/ 4-PL-2,5 WH	1015462	250	24.46
5	PTCM 0,5/ 5-PL-2,5 WH	1015461	100	21.96
6	PTCM 0,5/ 6-PL-2,5 WH	1015460	100	19.46
7	PTCM 0,5/ 7-PL-2,5 WH	1015459	100	16.96
8	PTCM 0,5/ 8-PL-2,5 WH	1015458	100	14.46



Technical data

Connection system / type of contact	COMBICON COMPACT PTSM / Female connector		
Locking	-		
Connection capacity			
Solid / stranded	[mm ²]	- / 0.14 - 0.75	
Stranded with ferrules without plastic sleeve	[mm ²]	-	
Stranded with ferrules with plastic sleeve	[mm ²]	-	
2 conductors with same cross section solid / stranded	[mm ²]	- / -	
2 conductors with same cross section, stranded, with ferrule without plastic sleeve	[mm ²]	-	
2 conductors with same cross section, stranded, with TWIN ferrules with plastic sleeve	[mm ²]	-	
Conductor cross section AWG/kcmil		26 - 18	
Stripping length	[mm]	4.3	
Tightening torque	[Nm]	-	
Electrical parameters			
Rated current / conductor cross section	[A] / [mm ²]	6 / -	
Surge voltage category/degree of pollution		III / 3	III / 2
Rated insulation voltage	[V]	160	160
Rated surge voltage	[kV]	2.5	2.5
General data			
Type of insulation material / insulation material group		PA / I	
Inflammability class in acc. with UL 94		V0	

PCB plug, Crimp connection, Pitch: 2.5 mm

PTCM 0,5/...-PI



Dimensions	[mm]
Length l	18.3
Height h	5

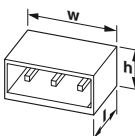


Technical data	
Connection system / type of contact	COMBICON COMPACT PTSM / Male connector
Locking	-
Connection capacity	-
Solid / stranded	[mm ²] - / 0.14 - 0.75
Stranded with ferrules without plastic sleeve	[mm ²] -
Stranded with ferrules with plastic sleeve	[mm ²] -
2 conductors with same cross section solid / stranded	[mm ²] - / -
2 conductors with same cross section, stranded, with ferrule without plastic sleeve	[mm ²] -
2 conductors with same cross section, stranded, with TWIN ferrules with plastic sleeve	[mm ²] -
Conductor cross section AWG/kcmil	26 - 18
Stripping length	[mm] 4.3
Tightening torque	[Nm] -
Electrical parameters	
Rated current / conductor cross section	[A] / [mm ²] 6 / -
Surge voltage category/degree of pollution	III/3 III / 2 II / 2
Rated insulation voltage	[V] 160 160 320
Rated surge voltage	[kV] 2.5 2.5 2.5
General data	
Type of insulation material / insulation material group	PA / I
Inflammability class in acc. with UL 94	V0

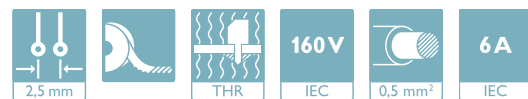
Ordering data				
No. of pos.	Type	Order No.	Pcs./ Pkt.	Width w [mm]
2	PTCM 0,5/ 2-PI-2,5 WH	1015242	250	6.7
3	PTCM 0,5/ 3-PI-2,5 WH	1015243	250	9.2
4	PTCM 0,5/ 4-PI-2,5 WH	1015244	250	11.7
5	PTCM 0,5/ 5-PI-2,5 WH	1015245	100	14.2
6	PTCM 0,5/ 6-PI-2,5 WH	1015246	100	16.7
7	PTCM 0,5/ 7-PI-2,5 WH	1015247	100	19.2
8	PTCM 0,5/ 8-PI-2,5 WH	1015248	100	21.7

PCB headers, Pitch: 2.5 mm

PTSM 0,5/...-HH-THR, Linear pinning



Dimensions	[mm]
Solder pin length	2
Length l	7.5
Height h	5



Technical data	
Connection system / type of contact	COMBICON COMPACT PTSM / Male connector
Locking	without
Electrical parameters	
Rated current	[A] 6
Surge voltage category/degree of pollution	III/3 III / 2 II / 2
Rated insulation voltage	[V] 50 160 160
Rated surge voltage	[kV] 2.5 2.5 2.5
Approval data (UL/CUL)	
Use Group	B C D
Nominal voltage/current	[V] / [A] 150 / 5 - -
AWG	- - -
General data	
Type of insulation material / insulation material group	LCP / IIIa
Inflammability class in acc. with UL 94	V0

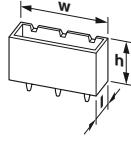
Ordering data				
No. of pos.	Type	Order No.	Pcs./ Pkt.	Width w [mm]
2	PTSM 0,5/ 2-HH-2,5-THR R16	1778625	500	6.7
3	PTSM 0,5/ 3-HH-2,5-THR R32	1778638	500	9.2
4	PTSM 0,5/ 4-HH-2,5-THR R32	1778641	500	11.7
5	PTSM 0,5/ 5-HH-2,5-THR R32	1778654	500	14.2
6	PTSM 0,5/ 6-HH-2,5-THR R32	1778667	500	16.7
7	PTSM 0,5/ 7-HH-2,5-THR R44	1778670	500	19.2
8	PTSM 0,5/ 8-HH-2,5-THR R44	1778683	500	21.7

PCB connectors

Conductor cross section up to 0.5 mm² (20 AWG)

PCB headers, Pitch: 2.5 mm

PTSM 0,5/...-HV-THR, Linear pinning



Dimensions	[mm]
Solder pin length	2
Length l	5
Height h	7.5



Ordering data

No. of pos.	Type	Order No.	Pcs./ Pkt.	Width w [mm]
2	PTSM 0,5/ 2-HV-2,5-THR R32	1778557	330	6.7
3	PTSM 0,5/ 3-HV-2,5-THR R32	1778560	330	9.2
4	PTSM 0,5/ 4-HV-2,5-THR R32	1778573	330	11.7
5	PTSM 0,5/ 5-HV-2,5-THR R32	1778586	330	14.2
6	PTSM 0,5/ 6-HV-2,5-THR R32	1778599	330	16.7
7	PTSM 0,5/ 7-HV-2,5-THR R44	1778609	330	19.2
8	PTSM 0,5/ 8-HV-2,5-THR R44	1778612	330	21.7

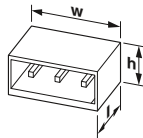


Technical data

Connection system / type of contact		COMBICON COMPACT PTSM / Male connector		
Locking		without		
Electrical parameters				
Rated current	[A]	6		
Surge voltage category/degree of pollution		III/3	III / 2	II / 2
Rated insulation voltage	[V]	50	160	160
Rated surge voltage	[kV]	2.5	2.5	2.5
Approval data (UL/CUL)				
Use Group		B	C	D
Nominal voltage/current	[V] / [A]	150 / 5	-	-
AWG		-	-	-
General data				
Type of insulation material / insulation material group			LCP / IIIa	
Inflammability class in acc. with UL 94			V0	

PCB headers, Pitch: 2.5 mm

PTSM 0,5/...-HH-THR WH, Linear pinning



Dimensions	[mm]
Solder pin length	2
Length l	7.5
Height h	5



Ordering data

No. of pos.	Type	Order No.	Pcs./ Pkt.	Width w [mm]
2	PTSM 0,5/ 2-HH-2,5-THR WH R16	1814841	500	6.7
3	PTSM 0,5/ 3-HH-2,5-THR WH R32	1814854	500	9.2
4	PTSM 0,5/ 4-HH-2,5-THR WH R32	1814867	500	11.7
5	PTSM 0,5/ 5-HH-2,5-THR WH R32	1814870	500	14.2
6	PTSM 0,5/ 6-HH-2,5-THR WH R32	1814883	500	16.7
7	PTSM 0,5/ 7-HH-2,5-THR WH R44	1814896	500	19.2
8	PTSM 0,5/ 8-HH-2,5-THR WH R44	1814906	500	21.7

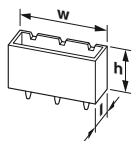


Technical data

Connection system / type of contact		COMBICON COMPACT PTSM / Male connector		
Locking		without		
Electrical parameters				
Rated current	[A]	6		
Surge voltage category/degree of pollution		III/3	III / 2	II / 2
Rated insulation voltage	[V]	125	160	320
Rated surge voltage	[kV]	2.5	2.5	2.5
Approval data (UL/CUL)				
Use Group		B	C	D
Nominal voltage/current	[V] / [A]	150 / 5	-	-
AWG		-	-	-
General data				
Type of insulation material / insulation material group			HT PA / I	
Inflammability class in acc. with UL 94			V0	

PCB headers, Pitch: 2.5 mm

PTSM 0,5/...-HV-THR WH, Linear pinning



Dimensions	[mm]
Solder pin length	2
Length l	5
Height h	7.5



Ordering data

No. of pos.	Type	Order No.	Pcs./ Pkt.	Width w [mm]
2	PTSM 0,5/ 2-HV-2,5-THR WH R32	1815264	330	6.7
3	PTSM 0,5/ 3-HV-2,5-THR WH R32	1815277	330	9.2
4	PTSM 0,5/ 4-HV-2,5-THR WH R32	1815280	330	11.7
5	PTSM 0,5/ 5-HV-2,5-THR WH R32	1815293	330	14.2
6	PTSM 0,5/ 6-HV-2,5-THR WH R32	1815303	330	16.7
7	PTSM 0,5/ 7-HV-2,5-THR WH R44	1815316	330	19.2
8	PTSM 0,5/ 8-HV-2,5-THR WH R44	1815329	330	21.7

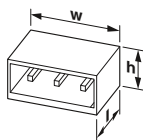


Technical data

Connection system / type of contact	COMBICON COMPACT PTSM / Male connector		
Locking	without		
Electrical parameters			
Rated current	[A]	6	
Surge voltage category/degree of pollution		III / 3	III / 2
Rated insulation voltage	[V]	125	160
Rated surge voltage	[kV]	2.5	2.5
Approval data (UL/CUL)			
Use Group		B	C
Nominal voltage/current	[V] / [A]	150 / 5	-
AWG		-	-
General data			
Type of insulation material / insulation material group	HT PA / I		
Inflammability class in acc. with UL 94	V0		

PCB headers, Pitch: 2.5 mm

PTSM 0,5/...-HHI-THR, Linear pinning



Dimensions	[mm]
Solder pin length	2.1
Length l	12
Height h	5



Ordering data

No. of pos.	Type	Order No.	Pcs./ Pkt.	Width w [mm]
2	PTSM 0,5/ 2-HHI1-2,5-THR R24	1810780	500	5.5
3	PTSM 0,5/ 3-HHI1-2,5-THR R32	1810793	500	8
4	PTSM 0,5/ 4-HHI1-2,5-THR R32	1810803	500	10.5
5	PTSM 0,5/ 5-HHI1-2,5-THR R32	1810816	500	13
6	PTSM 0,5/ 6-HHI1-2,5-THR R32	1810829	500	15.5
7	PTSM 0,5/ 7-HHI1-2,5-THR R32	1810832	500	18
8	PTSM 0,5/ 8-HHI1-2,5-THR R32	1810845	500	20.5



Technical data

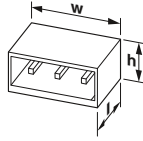
Connection system / type of contact	COMBICON COMPACT PTSM / Female connector		
Locking	without		
Electrical parameters			
Rated current	[A]	6	
Surge voltage category/degree of pollution		III / 3	III / 2
Rated insulation voltage	[V]	63	160
Rated surge voltage	[kV]	2.5	2.5
Approval data (UL/CUL)			
Use Group		B	C
Nominal voltage/current	[V] / [A]	150 / 5	-
AWG		-	-
General data			
Type of insulation material / insulation material group	LCP / IIIa		
Inflammability class in acc. with UL 94	V0		

PCB connectors

Conductor cross section up to 0.5 mm² (20 AWG)

PCB headers, Pitch: 2.5 mm

PTSM 0,5/...HHI-THR WH



Dimensions	[mm]
Solder pin length	2.1
Length l	12
Height h	5



Ordering data

No. of pos.	Type	Order No.	Pcs./ Pkt.	Width w [mm]
2	PTSM 0,5/ 2-HHI-2,5-THR WH R24	1814980	500	5.5
3	PTSM 0,5/ 3-HHI-2,5-THR WH R32	1814993	500	8
4	PTSM 0,5/ 4-HHI-2,5-THR WH R32	1815002	500	10.5
5	PTSM 0,5/ 5-HHI-2,5-THR WH R32	1815015	500	13
6	PTSM 0,5/ 6-HHI-2,5-THR WH R32	1815028	500	15.5
7	PTSM 0,5/ 7-HHI-2,5-THR WH R32	1815031	500	18
8	PTSM 0,5/ 8-HHI-2,5-THR WH R32	1815044	500	20.5

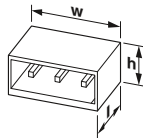


Technical data

Connection system / type of contact	COMBICON COMPACT PTSM / Female connector		
Locking	without		
Electrical parameters			
Rated current	[A]	6	
Surge voltage category/degree of pollution		III / 3	III / 2
Rated insulation voltage	[V]	160	160
Rated surge voltage	[kV]	2.5	2.5
Approval data (UL/CUL)			
Use Group		B	C
Nominal voltage/current	[V] / [A]	150 / 5	-
AWG		-	-
General data			
Type of insulation material / insulation material group		HT PA / I	
Inflammability class in acc. with UL 94		V0	

PCB headers, Pitch: 2.5 mm

PTSM 0,5/...HH-SMD, Linear pad geometry



Dimensions	[mm]
Solder pin length	-
Length l	7.5
Height h	5



Ordering data

No. of pos.	Type	Order No.	Pcs./ Pkt.	Width w [mm]
2	PTSM 0,5/ 2-HH-2,5-SMD R32	1778764	600	8.8
3	PTSM 0,5/ 3-HH-2,5-SMD R32	1778777	600	11.3
4	PTSM 0,5/ 4-HH-2,5-SMD R32	1778780	600	13.8
5	PTSM 0,5/ 5-HH-2,5-SMD R32	1778793	600	16.3
6	PTSM 0,5/ 6-HH-2,5-SMD R44	1778803	600	18.8
7	PTSM 0,5/ 7-HH-2,5-SMD R44	1778816	600	21.3
8	PTSM 0,5/ 8-HH-2,5-SMD R44	1778829	600	23.8

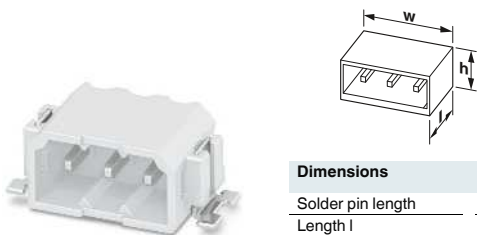


Technical data

Connection system / type of contact	COMBICON COMPACT PTSM / Male connector		
Locking	without		
Electrical parameters			
Rated current	[A]	6	
Surge voltage category/degree of pollution		III / 3	III / 2
Rated insulation voltage	[V]	50	160
Rated surge voltage	[kV]	2.5	2.5
Approval data (UL/CUL)			
Use Group		B	C
Nominal voltage/current	[V] / [A]	150 / 5	-
AWG		-	-
General data			
Type of insulation material / insulation material group		LCP / IIIa	
Inflammability class in acc. with UL 94		V0	

PCB headers, Pitch: 2.5 mm

PTSM 0,5/...-HH-SMD WH, Linear pad geometry



Dimensions	[mm]
Solder pin length	2
Length l	7.5
Height h	5



Ordering data

No. of pos.	Type	Order No.	Pcs./ Pkt.	Width w [mm]
2	PTSM 0,5/ 2-HH0-2,5-SMD WH R32	1814919	600	8.8
3	PTSM 0,5/ 3-HH0-2,5-SMD WH R32	1814922	600	11.3
4	PTSM 0,5/ 4-HH0-2,5-SMD WH R32	1814935	600	13.8
5	PTSM 0,5/ 5-HH0-2,5-SMD WH R32	1814948	600	16.3
6	PTSM 0,5/ 6-HH0-2,5-SMD WH R44	1814951	600	18.8
7	PTSM 0,5/ 7-HH0-2,5-SMD WH R44	1814964	600	21.3
8	PTSM 0,5/ 8-HH0-2,5-SMD WH R44	1814977	600	23.8

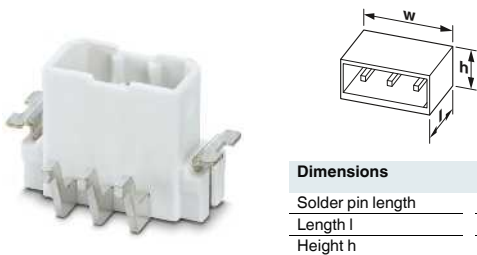


Technical data

Connection system / type of contact	COMBICON COMPACT PTSM / Male connector		
Locking	without		
Electrical parameters			
Rated current	[A]	6	
Surge voltage category/degree of pollution		III / 2	II / 2
Rated insulation voltage	[V]	125	160
Rated surge voltage	[kV]	2.5	2.5
Approval data (UL/CUL)			
Use Group		B	C
Nominal voltage/current	[V] / [A]	150 / 5	-
AWG		-	-
General data			
Type of insulation material / insulation material group		PA / I	
Inflammability class in acc. with UL 94		V0	

PCB headers, Pitch: 2.5 mm

PTSM 0,5/...-HTB-SMD WH, Linear pad geometry



Dimensions	[mm]
Solder pin length	-
Length l	9.5
Height h	8.2



Ordering data

No. of pos.	Type	Order No.	Pcs./ Pkt.	Width w [mm]
2	PTSM 0,5/ 2-HTB-2,5-SMD WH R24	1830126	330	9.7
3	PTSM 0,5/ 3-HTB-2,5-SMD WH R44	1830139	330	12.2
4	PTSM 0,5/ 4-HTB-2,5-SMD WH R44	1830142	330	14.7
5	PTSM 0,5/ 5-HTB-2,5-SMD WH R44	1830155	330	17.2
6	PTSM 0,5/ 6-HTB-2,5-SMD WH R44	1830168	330	19.7
7	PTSM 0,5/ 7-HTB-2,5-SMD WH R44	1830171	330	22.2
8	PTSM 0,5/ 8-HTB-2,5-SMD WH R44	1830184	330	24.7



Technical data

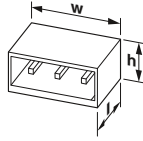
Connection system / type of contact	COMBICON COMPACT PTSM / Male connector		
Locking	without		
Electrical parameters			
Rated current	[A]	6	
Surge voltage category/degree of pollution		III / 2	II / 2
Rated insulation voltage	[V]	125	160
Rated surge voltage	[kV]	2.5	2.5
Approval data (UL/CUL)			
Use Group		B	C
Nominal voltage/current	[V] / [A]	150 / 5	-
AWG		-	-
General data			
Type of insulation material / insulation material group		HT PA / I	
Inflammability class in acc. with UL 94		V0	

PCB connectors

Conductor cross section up to 0.5 mm² (20 AWG)

PCB headers, Pitch: 2.5 mm

PTSM 0,5/...-HHI-SMD



Dimensions	[mm]
Solder pin length	-
Length l	14
Height h	5



Ordering data

No. of pos.	Type	Order No.	Pcs./ Pkt.	Width w [mm]
2	PTSM 0,5/ 2-HHI-2,5-SMD R24	1810719	500	9.8
3	PTSM 0,5/ 3-HHI-2,5-SMD R44	1810722	500	12.3
4	PTSM 0,5/ 4-HHI-2,5-SMD R44	1810735	500	14.8
5	PTSM 0,5/ 5-HHI-2,5-SMD R44	1810748	500	17.3
6	PTSM 0,5/ 6-HHI-2,5-SMD R44	1810751	500	19.8
7	PTSM 0,5/ 7-HHI-2,5-SMD R44	1810764	500	22.3
8	PTSM 0,5/ 8-HHI-2,5-SMD R44	1810777	500	24.8

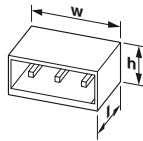


Technical data

Connection system / type of contact	COMBICON COMPACT PTSM / Female connector		
Locking	without		
Electrical parameters			
Rated current	[A]	6	
Surge voltage category/degree of pollution		III/3	III / 2
Rated insulation voltage	[V]	63	160
Rated surge voltage	[kV]	2.5	2.5
Approval data (UL/CUL)			
Use Group		B	C
Nominal voltage/current	[V] / [A]	150 / 5	-
AWG		-	-
General data			
Type of insulation material / insulation material group	LCP / IIIa		
Inflammability class in acc. with UL 94	V0		

PCB headers, Pitch: 2.5 mm

PTSM 0,5/...-HHI-SMD WH



Dimensions	[mm]
Solder pin length	-
Length l	14
Height h	5



Ordering data

No. of pos.	Type	Order No.	Pcs./ Pkt.	Width w [mm]
2	PTSM 0,5/ 2-HHIO-2,5-SMD WHR24	1815196	500	9.8
3	PTSM 0,5/ 3-HHIO-2,5-SMD WHR44	1815206	500	12.3
4	PTSM 0,5/ 4-HHIO-2,5-SMD WHR44	1815219	500	14.8
5	PTSM 0,5/ 5-HHIO-2,5-SMD WHR44	1815222	500	17.3
6	PTSM 0,5/ 6-HHIO-2,5-SMD WHR44	1815235	500	19.8
7	PTSM 0,5/ 7-HHIO-2,5-SMD WHR44	1815248	500	22.3
8	PTSM 0,5/ 8-HHIO-2,5-SMD WHR44	1815251	500	24.8




Technical data

Connection system / type of contact	COMBICON COMPACT PTSM / Female connector		
Locking	without		
Electrical parameters			
Rated current	[A]	6	
Surge voltage category/degree of pollution		III/3	III / 2
Rated insulation voltage	[V]	160	160
Rated surge voltage	[kV]	2.5	2.5
Approval data (UL/CUL)			
Use Group		B	C
Nominal voltage/current	[V] / [A]	150 / 5	-
AWG		-	-
General data			
Type of insulation material / insulation material group	PA / I		
Inflammability class in acc. with UL 94	V0		

PCB plug, Push-in spring connection, Pitch: 3.5 mm

FK-MPT 0,5/...-ST



Dimensions	[mm]
Length l	9.5
Height h	8.5



Ordering data

No. of pos.	Type	Order No.	Pcs./ Pkt.	Width w [mm]
2	FK-MPT 0,5/ 2-ST-3,5	1913921	50	7.5
3	FK-MPT 0,5/ 3-ST-3,5	1913934	50	11
4	FK-MPT 0,5/ 4-ST-3,5	1913947	50	14.5
5	FK-MPT 0,5/ 5-ST-3,5	1913950	50	18
6	FK-MPT 0,5/ 6-ST-3,5	1913963	50	21.5
7	FK-MPT 0,5/ 7-ST-3,5	1913976	50	25
8	FK-MPT 0,5/ 8-ST-3,5	1913989	50	28.5
9	FK-MPT 0,5/ 9-ST-3,5	1913992	50	32
10	FK-MPT 0,5/10-ST-3,5	1914001	50	35.5
11	FK-MPT 0,5/11-ST-3,5	1914027	50	39
12	FK-MPT 0,5/12-ST-3,5	1914030	50	42.5
13	FK-MPT 0,5/13-ST-3,5	1914043	50	46
14	FK-MPT 0,5/14-ST-3,5	1914056	50	49.5
15	FK-MPT 0,5/15-ST-3,5	1914069	50	53
16	FK-MPT 0,5/16-ST-3,5	1914072	50	56.5

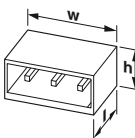


Technical data

Connection system / type of contact	COMBICON COMPACT PST 1 / Female connector without		
Locking			
Connection capacity			
Solid / stranded	[mm ²]	0.12 - 0.5 / -	
Stranded with ferrules without plastic sleeve	[mm ²]	-	
Stranded with ferrules with plastic sleeve	[mm ²]	-	
2 conductors with same cross section solid / stranded	[mm ²]	- / -	
2 conductors with same cross section, stranded, with ferrule without plastic sleeve	[mm ²]	-	
2 conductors with same cross section, stranded, with TWIN ferrules with plastic sleeve	[mm ²]	-	
Conductor cross section AWG/kcmil		26 - 20	
Stripping length	[mm]	6.5	
Tightening torque	[Nm]	-	
Electrical parameters			
Rated current / conductor cross section	[A] / [mm ²]	4 / 0.5	
Surge voltage category/degree of pollution		III/3	III/2 II/2
Rated insulation voltage	[V]	160	250 250
Rated surge voltage	[kV]	2.5	2.5 2.5
Approval data (UL/CUL)			
Use Group		B	C D
Nominal voltage/current	[V] / [A]	300 / 4	- 300 / 4
AWG		28-20	- 28-20
General data			
Type of insulation material / insulation material group		PBT / IIIa	
Inflammability class in acc. with UL 94		V0	

PCB headers, Pitch: 3.5 mm

FK-MPT 0,5/...-ICA, Linear pinning



Dimensions	[mm]
Solder pin length	3.4
Length l	8.8
Height h	9.1



Ordering data

No. of pos.	Type	Order No.	Pcs./ Pkt.	Width w [mm]
2	FK-MPT 0,5/ 2-ICA-3,5	1930328	50	9.5
3	FK-MPT 0,5/ 3-ICA-3,5	1930331	50	13
4	FK-MPT 0,5/ 4-ICA-3,5	1930344	50	16.5
5	FK-MPT 0,5/ 5-ICA-3,5	1930357	50	20
6	FK-MPT 0,5/ 6-ICA-3,5	1930360	50	23.5
8	FK-MPT 0,5/ 8-ICA-3,5	1930386	50	27
9	FK-MPT 0,5/ 9-ICA-3,5	1930399	50	30.5
10	FK-MPT 0,5/10-ICA-3,5	1930409	50	34
11	FK-MPT 0,5/11-ICA-3,5	1930412	50	37.5
12	FK-MPT 0,5/12-ICA-3,5	1930425	50	41
13	FK-MPT 0,5/13-ICA-3,5	1930438	50	44.5
14	FK-MPT 0,5/14-ICA-3,5	1930441	50	48
15	FK-MPT 0,5/15-ICA-3,5	1930454	50	51.5
16	FK-MPT 0,5/16-ICA-3,5	1930467	50	55



Technical data

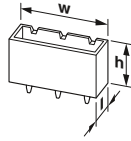
Connection system / type of contact	COMBICON COMPACT FK-MPT - IC / Female connector without		
Locking			
Electrical parameters			
Rated current	[A]	3	
Surge voltage category/degree of pollution		III/3	III/2 II/2
Rated insulation voltage	[V]	160	250 250
Rated surge voltage	[kV]	2.5	2.5 2.5
Approval data (UL/CUL)			
Use Group		B	C D
Nominal voltage/current	[V] / [A]	300 / 4	- 300 / 4
AWG		-	- -
General data			
Type of insulation material / insulation material group		PA / IIIa	
Inflammability class in acc. with UL 94		V0	

PCB connectors

Conductor cross section up to 0.5 mm² (20 AWG)

PCB headers, Pitch: 3.5 mm

FK-MPT 0,5/...-ICVA, Linear pinning



Dimensions	[mm]
Solder pin length	3.6
Length l	9.1
Height h	8.8



Ordering data

No. of pos.	Type	Order No.	Pcs./ Pkt.	Width w [mm]
2	FK-MPT 0,5/ 2-ICVA-3,5	1930470	50	9.5
3	FK-MPT 0,5/ 3-ICVA-3,5	1930483	50	13
4	FK-MPT 0,5/ 4-ICVA-3,5	1930496	50	16.5
5	FK-MPT 0,5/ 5-ICVA-3,5	1930506	50	20
6	FK-MPT 0,5/ 6-ICVA-3,5	1930519	50	23.5
7	FK-MPT 0,5/ 7-ICVA-3,5	1930522	50	27
8	FK-MPT 0,5/ 8-ICVA-3,5	1930535	50	30.5
9	FK-MPT 0,5/ 9-ICVA-3,5	1930548	50	34
10	FK-MPT 0,5/10-ICVA-3,5	1930551	50	37.5
11	FK-MPT 0,5/11-ICVA-3,5	1930564	50	41
12	FK-MPT 0,5/12-ICVA-3,5	1930577	50	44.5
13	FK-MPT 0,5/13-ICVA-3,5	1930580	50	48
14	FK-MPT 0,5/14-ICVA-3,5	1930593	50	51.5
15	FK-MPT 0,5/15-ICVA-3,5	1930603	50	55
16	FK-MPT 0,5/16-ICVA-3,5	1930616	50	58.5

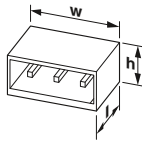


Technical data

Connection system / type of contact		COMBICON COMPACT FK-MPT - IC / Female connector		
Locking		without		
Electrical parameters				
Rated current	[A]	3		
Surge voltage category/degree of pollution		III/3	III / 2	II / 2
Rated insulation voltage	[V]	160	250	250
Rated surge voltage	[kV]	2.5	2.5	2.5
Approval data (UL/CUL)				
Use Group		B	C	D
Nominal voltage/current	[V] / [A]	300 / 4	-	300 / 4
AWG		-	-	-
General data				
Type of insulation material / insulation material group		PA / IIIa		
Inflammability class in acc. with UL 94		V0		

Pin strip, Pitch: 3.5 mm

PST 1,0/...-H, Linear pinning



Dimensions	[mm]
Solder pin length	6.6
Length l	10.5
Height h	2.8



Ordering data

No. of pos.	Type	Order No.	Pcs./ Pkt.	Width w [mm]
2	PST 1,0/ 2-H-3,5	1737019	50	7
3	PST 1,0/ 3-H-3,5	1737022	50	10.5
4	PST 1,0/ 4-H-3,5	1737035	50	14
5	PST 1,0/ 5-H-3,5	1737048	50	17.5
6	PST 1,0/ 6-H-3,5	1737051	50	21
7	PST 1,0/ 7-H-3,5	1737064	50	24.5
8	PST 1,0/ 8-H-3,5	1737077	50	28
9	PST 1,0/ 9-H-3,5	1737080	50	31.5
10	PST 1,0/10-H-3,5	1737093	50	35
11	PST 1,0/11-H-3,5	1737103	50	38.5
12	PST 1,0/12-H-3,5	1737116	50	42
13	PST 1,0/13-H-3,5	1737129	50	45.5
14	PST 1,0/14-H-3,5	1737132	50	49
15	PST 1,0/15-H-3,5	1737145	50	52.5
16	PST 1,0/16-H-3,5	1737158	50	56
17	PST 1,0/17-H-3,5	1737161	50	59.5
18	PST 1,0/18-H-3,5	1737174	50	63
19	PST 1,0/19-H-3,5	1737187	50	66.5
20	PST 1,0/20-H-3,5	1737190	50	70
21	PST 1,0/21-H-3,5	1737200	50	73.5
22	PST 1,0/22-H-3,5	1737213	50	77
23	PST 1,0/23-H-3,5	1737226	50	80.5
24	PST 1,0/24-H-3,5	1737239	50	84

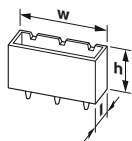


Technical data

Connection system / type of contact		COMBICON COMPACT PST 1 / Male connector		
Locking		without		
Electrical parameters				
Rated current	[A]	8		
Surge voltage category/degree of pollution		III/3	III / 2	II / 2
Rated insulation voltage	[V]	160	250	250
Rated surge voltage	[kV]	2.5	2.5	2.5
Approval data (UL/CUL)				
Use Group		B	C	D
Nominal voltage/current	[V] / [A]	300 / 10	-	-
AWG		-	-	-
General data				
Type of insulation material / insulation material group		PA / IIIa		
Inflammability class in acc. with UL 94		V0		

Pin strip, Pitch: 3.5 mm

PST 1,0/..-V, Linear pinning



Dimensions	[mm]
Solder pin length	3.8
Length l	2.8
Height h	9.2



Ordering data

No. of pos.	Type	Order No.	Pcs./ Pkt.	Width w [mm]
2	PST 1,0/ 2-3,5	1945096	250	7
3	PST 1,0/ 3-3,5	1945106	250	10.1
4	PST 1,0/ 4-3,5	1945119	250	13.6
5	PST 1,0/ 5-3,5	1945122	250	17.1
6	PST 1,0/ 6-3,5	1945135	100	20.6
7	PST 1,0/ 7-3,5	1945148	100	24.1
8	PST 1,0/ 8-3,5	1945151	100	27.6
9	PST 1,0/ 9-3,5	1945164	100	31.1
10	PST 1,0/10-3,5	1945177	100	34.6
11	PST 1,0/11-3,5	1945180	100	38.1
12	PST 1,0/12-3,5	1945193	100	41.6
13	PST 1,0/13-3,5	1945203	50	45.5
14	PST 1,0/14-3,5	1945216	50	49
15	PST 1,0/15-3,5	1945229	50	52.5
16	PST 1,0/16-3,5	1945232	50	56
17	PST 1,0/17-3,5	1945245	50	59.5
18	PST 1,0/18-3,5	1945258	50	63
23	PST 1,0/23-3,5	1945300	50	80.5
24	PST 1,0/24-3,5	1945313	50	84

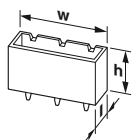


Technical data

Connection system / type of contact	COMBICON COMPACT PST 1 / Male connector			
Locking	without			
Electrical parameters				
Rated current	[A]	8		
Surge voltage category/degree of pollution		III/3	III / 2	II / 2
Rated insulation voltage	[V]	160	250	250
Rated surge voltage	[kV]	2.5	2.5	2.5
Approval data (UL/CUL)				
Use Group		B	C	D
Nominal voltage/current	[V] / [A]	300 / 10	-	-
AWG		-	-	-
General data				
Type of insulation material / insulation material group		PA / IIIa		
Inflammability class in acc. with UL 94		V0		

Pin strip, Pitch: 3.5 mm

PST 1,0/..-V, Linear pinning



Dimensions	[mm]
Solder pin length	3.5
Length l	2.8
Height h	9.2



Ordering data

No. of pos.	Type	Order No.	Pcs./ Pkt.	Width w [mm]
2	PST 1,0/ 2-3,5 R24	1720233	330	6.6
3	PST 1,0/ 3-3,5 R24	1720246	330	10.1
4	PST 1,0/ 4-3,5 R24	1995525	330	13.6
5	PST 1,0/ 5-3,5 R56	1720259	250	17.1
6	PST 1,0/ 6-3,5 R56	1720262	250	20.6
7	PST 1,0/ 7-3,5 R56	1995538	250	24.1
8	PST 1,0/ 8-3,5 R56	1720275	250	27.6
9	PST 1,0/ 9-3,5 R56	1995541	250	31.3
10	PST 1,0/10-3,5 R56	1720288	250	34.8
11	PST 1,0/11-3,5 R56	1720291	250	38.3
12	PST 1,0/12-3,5 R72	1752544	250	41.8



Technical data

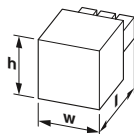
Connection system / type of contact	COMBICON COMPACT PST 1 / Male connector			
Locking	without			
Electrical parameters				
Rated current	[A]	8		
Surge voltage category/degree of pollution		III/3	III / 2	II / 2
Rated insulation voltage	[V]	160	250	250
Rated surge voltage	[kV]	2.5	2.5	2.5
Approval data (UL/CUL)				
Use Group		B	C	D
Nominal voltage/current	[V] / [A]	300 / 10	-	-
AWG		-	-	-
General data				
Type of insulation material / insulation material group		PA / IIIa		
Inflammability class in acc. with UL 94		V0		

PCB connectors

Conductor cross section up to 1.5 mm² (AWG 16)

PCB plug, Screw connection with wire protector, Pitch: 3.5 mm

PT 1,5/...-PH



Dimensions	[mm]
Length l	12.9
Height h	11



Ordering data

No. of pos.	Type	Order No.	Pcs./ Pkt.	Width w [mm]
2	PT 1,5/ 2-PH-3,5	1984316	250	7
3	PT 1,5/ 3-PH-3,5	1984329	250	10.5
4	PT 1,5/ 4-PH-3,5	1984332	250	14
5	PT 1,5/ 5-PH-3,5	1984345	100	17.5
6	PT 1,5/ 6-PH-3,5	1984358	100	21
7	PT 1,5/ 7-PH-3,5	1984361	100	24.5
8	PT 1,5/ 8-PH-3,5	1984374	100	28
9	PT 1,5/ 9-PH-3,5	1984387	100	31.5
10	PT 1,5/10-PH-3,5	1984390	100	35
11	PT 1,5/11-PH-3,5	1984400	50	38.5
12	PT 1,5/12-PH-3,5	1984413	50	42
13	PT 1,5/13-PH-3,5	1984426	50	45.5
14	PT 1,5/14-PH-3,5	1984439	50	49
15	PT 1,5/15-PH-3,5	1984442	50	52.5
16	PT 1,5/16-PH-3,5	1984455	50	56

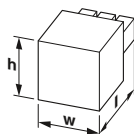


Technical data

Connection system / type of contact	COMBICON COMPACT PST 1 / Female connector		
Locking	without		
Connection capacity			
Solid / stranded	[mm ²]	0.2 - 1.5 / 0.2 - 1.5	
Stranded with ferrules without plastic sleeve	[mm ²]	-	
Stranded with ferrules with plastic sleeve	[mm ²]	0.25 - 0.75	
2 conductors with same cross section solid / stranded	[mm ²]	0.2 - 0.34 / 0.2 - 0.5	
2 conductors with same cross section, stranded, with ferrule without plastic sleeve	[mm ²]	-	
2 conductors with same cross section, stranded, with TWIN ferrules with plastic sleeve	[mm ²]	-	
Conductor cross section AWG/kcmil		26 - 16	
Stripping length	[mm]	5	
Tightening torque	[Nm]	0.22 - 0.25	
Electrical parameters			
Rated current / conductor cross section	[A] / [mm ²]	8 / 1.5	
Surge voltage category/degree of pollution		III/3	III/2 II/2
Rated insulation voltage	[V]	160	200 400
Rated surge voltage	[kV]	2.5	2.5 2.5
Approval data (UL/CUL)			
Use Group		B	C D
Nominal voltage/current	[V] / [A]	300 / 10	- 300 / 10
AWG		26-16	- 26-16
General data			
Type of insulation material / insulation material group		PA / I	
Inflammability class in acc. with UL 94		V0	

PCB plug, Screw connection with wire protector, Pitch: 3.5 mm

PT 1,5/...-PVH



Dimensions	[mm]
Length l	14.6
Height h	11



Ordering data

No. of pos.	Type	Order No.	Pcs./ Pkt.	Width w [mm]
2	PT 1,5/ 2-PVH-3,5	1984015	250	
3	PT 1,5/ 3-PVH-3,5	1984028	250	10.5
4	PT 1,5/ 4-PVH-3,5	1984031	250	14
5	PT 1,5/ 5-PVH-3,5	1984044	100	17.5
6	PT 1,5/ 6-PVH-3,5	1984057	100	21
7	PT 1,5/ 7-PVH-3,5	1984060	100	24.5
8	PT 1,5/ 8-PVH-3,5	1984073	100	28
9	PT 1,5/ 9-PVH-3,5	1984086	100	31.5
10	PT 1,5/10-PVH-3,5	1984099	100	35
11	PT 1,5/11-PVH-3,5	1984109	50	38.5
12	PT 1,5/12-PVH-3,5	1984112	50	42
13	PT 1,5/13-PVH-3,5	1984125	50	45.5
14	PT 1,5/14-PVH-3,5	1984138	50	49
15	PT 1,5/15-PVH-3,5	1984141	50	52.5
16	PT 1,5/16-PVH-3,5	1984154	50	56



Technical data

Connection system / type of contact	COMBICON COMPACT PST 1 / Female connector		
Locking	without		
Connection capacity			
Solid / stranded	[mm ²]	0.2 - 1.5 / 0.2 - 1.5	
Stranded with ferrules without plastic sleeve	[mm ²]	-	
Stranded with ferrules with plastic sleeve	[mm ²]	0.25 - 0.75	
2 conductors with same cross section solid / stranded	[mm ²]	0.2 - 0.34 / 0.2 - 0.5	
2 conductors with same cross section, stranded, with ferrule without plastic sleeve	[mm ²]	-	
2 conductors with same cross section, stranded, with TWIN ferrules with plastic sleeve	[mm ²]	-	
Conductor cross section AWG/kcmil		26 - 16	
Stripping length	[mm]	5	
Tightening torque	[Nm]	0.22 - 0.25	
Electrical parameters			
Rated current / conductor cross section	[A] / [mm ²]	8 / 1.5	
Surge voltage category/degree of pollution		III/3	III/2 II/2
Rated insulation voltage	[V]	160	200 400
Rated surge voltage	[kV]	2.5	2.5 2.5
Approval data (UL/CUL)			
Use Group		B	C D
Nominal voltage/current	[V] / [A]	300 / 10	- 300 / 10
AWG		26-16	- 26-16
General data			
Type of insulation material / insulation material group		PA / I	
Inflammability class in acc. with UL 94		V0	

PCB plug, Screw connection with tension sleeve, Pitch: 5 mm

PT 1,5/...-PH CLIP



Dimensions	[mm]
Length l	14.7
Height h	12.3



Ordering data

No. of pos.	Type	Order No.	Pcs./ Pkt.	Width w [mm]
2	PT 1,5/ 2-PH-5,0 CLIP	1755732	250	10
3	PT 1,5/ 3-PH-5,0 CLIP	1755745	250	15
4	PT 1,5/ 4-PH-5,0 CLIP	1755758	250	20
5	PT 1,5/ 5-PH-5,0 CLIP	1755761	100	25
6	PT 1,5/ 6-PH-5,0 CLIP	1755774	100	30
7	PT 1,5/ 7-PH-5,0 CLIP	1755787	100	35
8	PT 1,5/ 8-PH-5,0 CLIP	1755790	100	40
9	PT 1,5/ 9-PH-5,0 CLIP	1755800	100	45
10	PT 1,5/10-PH-5,0 CLIP	1755813	100	50
11	PT 1,5/11-PH-5,0 CLIP	1755826	50	55
12	PT 1,5/12-PH-5,0 CLIP	1755839	50	60
13	PT 1,5/13-PH-5,0 CLIP	1755842	50	65
14	PT 1,5/14-PH-5,0 CLIP	1755855	50	70
15	PT 1,5/15-PH-5,0 CLIP	1755868	50	75
16	PT 1,5/16-PH-5,0 CLIP	1755871	50	80

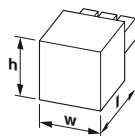



Technical data

Connection system / type of contact		COMBICON COMPACT PST 1,3 / Female connector without		
Locking				
Connection capacity				
Solid / stranded	[mm ²]	0.2 - 1.5 / 0.2 - 1.5		
Stranded with ferrules without plastic sleeve	[mm ²]	0.25 - 1		
Stranded with ferrules with plastic sleeve	[mm ²]	0.25 - 1		
2 conductors with same cross section solid / stranded	[mm ²]	- / -		
2 conductors with same cross section, stranded, with ferrule without plastic sleeve	[mm ²]	- 0.5		
2 conductors with same cross section, stranded, with TWIN ferrules with plastic sleeve	[mm ²]	-		
Conductor cross section AWG/kcmil				
26 - 14				
Stripping length				
6				
Tightening torque				
0.35 - 0.4				
Electrical parameters				
Rated current / conductor cross section		[A] / [mm ²]	10 / 1.5	
Surge voltage category/degree of pollution				
Rated insulation voltage		[V]	III / 3	III / 2
Rated surge voltage		[kV]	250	400
			4	630
Approval data (UL/CUL)				
Use Group				
Nominal voltage/current		[V] / [A]	B	C
AWG			300 / 10	-
			-	300 / 10
			28-14	-
			-	28-14
Approval data (CSA)				
Use Group				
Nominal voltage/current		[V] / [A]	B	C
AWG			300 / 5	-
			-	300 / 5
			26-14	-
			-	26-14
General data				
Type of insulation material / insulation material group			PA / I	
Inflammability class in acc. with UL 94			V0	

PCB plug, Push-in spring connection, Pitch: 3.5 mm

PTDA 1,5/...-PH, Linear double pinning



Dimensions	[mm]
Length l	20
Height h	-



Ordering data

No. of pos.	Type	Order No.	Pcs./ Pkt.	Width w [mm]
2	PTDA 1,5/ 2-PH-3,5	1725107	250	
3	PTDA 1,5/ 3-PH-3,5	1725120	250	16.4
4	PTDA 1,5/ 4-PH-3,5	1725133	250	
5	PTDA 1,5/ 5-PH-3,5	1725146	100	
6	PTDA 1,5/ 6-PH-3,5	1725159	100	
7	PTDA 1,5/ 7-PH-3,5	1725172	100	
8	PTDA 1,5/ 8-PH-3,5	1725185	100	29.4
9	PTDA 1,5/ 9-PH-3,5	1725198	100	32.9
10	PTDA 1,5/10-PH-3,5	1725211	100	
11	PTDA 1,5/11-PH-3,5	1725224	50	
12	PTDA 1,5/12-PH-3,5	1725237	50	
13	PTDA 1,5/13-PH-3,5	1725250	50	
14	PTDA 1,5/14-PH-3,5	1725263	50	
15	PTDA 1,5/15-PH-3,5	1725276	50	
16	PTDA 1,5/16-PH-3,5	1725289	50	



Technical data

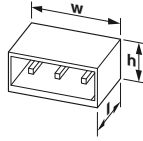
Connection system / type of contact		COMBICON COMPACT PST 1 / Female connector without		
Locking				
Connection capacity				
Solid / stranded	[mm ²]	0.2 - 1.5 / 0.2 - 1.5		
Stranded with ferrules without plastic sleeve	[mm ²]	0.5 - 1.5		
Stranded with ferrules with plastic sleeve	[mm ²]	0.5 - 0.5		
2 conductors with same cross section solid / stranded	[mm ²]	0.2 - 1.5 / 0.2 - 1.5		
2 conductors with same cross section, stranded, with ferrule without plastic sleeve	[mm ²]	0.5 - 1.5		
2 conductors with same cross section, stranded, with TWIN ferrules with plastic sleeve	[mm ²]	0.5 - 0.5		
Conductor cross section AWG/kcmil				
24 - 16				
Stripping length				
10				
Tightening torque				
-				
Electrical parameters				
Rated current / conductor cross section		[A] / [mm ²]	8 / 1.5	
Surge voltage category/degree of pollution				
Rated insulation voltage		[V]	III / 3	III / 2
Rated surge voltage		[kV]	160	240
			2.5	2.5
Approval data (UL/CUL)				
Use Group				
Nominal voltage/current		[V] / [A]	B	C
AWG			150 / 10	-
			-	300 / 10
			24-16	-
			-	24-16
General data				
Type of insulation material / insulation material group			PA / I	
Inflammability class in acc. with UL 94			V0	

PCB connectors

Conductor cross section up to 1.5 mm² (AWG 16)

Pin strip, Pitch: 3.5 mm

PST 1,0/...-H, Linear pinning



Dimensions	[mm]
Solder pin length	6.6
Length l	10.5
Height h	2.8



Ordering data

No. of pos.	Type	Order No.	Pcs./ Pkt.	Width w [mm]
2	PST 1,0/ 2-H-3,5	1737019	50	7
3	PST 1,0/ 3-H-3,5	1737022	50	10,5
4	PST 1,0/ 4-H-3,5	1737035	50	14
5	PST 1,0/ 5-H-3,5	1737048	50	17,5
6	PST 1,0/ 6-H-3,5	1737051	50	21
7	PST 1,0/ 7-H-3,5	1737064	50	24,5
8	PST 1,0/ 8-H-3,5	1737077	50	28
9	PST 1,0/ 9-H-3,5	1737080	50	31,5
10	PST 1,0/10-H-3,5	1737093	50	35
11	PST 1,0/11-H-3,5	1737103	50	38,5
12	PST 1,0/12-H-3,5	1737116	50	42
13	PST 1,0/13-H-3,5	1737129	50	45,5
14	PST 1,0/14-H-3,5	1737132	50	49
15	PST 1,0/15-H-3,5	1737145	50	52,5
16	PST 1,0/16-H-3,5	1737158	50	56
17	PST 1,0/17-H-3,5	1737161	50	59,5
18	PST 1,0/18-H-3,5	1737174	50	63
19	PST 1,0/19-H-3,5	1737187	50	66,5
20	PST 1,0/20-H-3,5	1737190	50	70
21	PST 1,0/21-H-3,5	1737200	50	73,5
22	PST 1,0/22-H-3,5	1737213	50	77
23	PST 1,0/23-H-3,5	1737226	50	80,5
24	PST 1,0/24-H-3,5	1737239	50	84

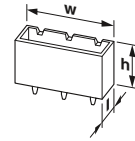


Technical data

Connection system / type of contact	COMBICON COMPACT PST 1 / Male connector		
Locking	without		
Electrical parameters			
Rated current	[A]	8	
Surge voltage category/degree of pollution		III/3	III / 2
Rated insulation voltage	[V]	160	250
Rated surge voltage	[kV]	2.5	2.5
Approval data (UL/CUL)			
Use Group		B	C
Nominal voltage/current	[V] / [A]	300 / 10	-
AWG		-	-
General data			
Type of insulation material / insulation material group		PA / IIIa	
Inflammability class in acc. with UL 94		V0	

Pin strip, Pitch: 3.5 mm

PST 1,0/...-V, Linear pinning



Dimensions	[mm]
Solder pin length	3.8
Length l	2.8
Height h	9.2



Ordering data

No. of pos.	Type	Order No.	Pcs./ Pkt.	Width w [mm]
2	PST 1,0/ 2-3,5	1945096	250	7
3	PST 1,0/ 3-3,5	1945106	250	10,1
4	PST 1,0/ 4-3,5	1945119	250	13,6
5	PST 1,0/ 5-3,5	1945122	250	17,1
6	PST 1,0/ 6-3,5	1945135	100	20,6
7	PST 1,0/ 7-3,5	1945148	100	24,1
8	PST 1,0/ 8-3,5	1945151	100	27,6
9	PST 1,0/ 9-3,5	1945164	100	31,1
10	PST 1,0/10-3,5	1945177	100	34,6
11	PST 1,0/11-3,5	1945180	100	38,1
12	PST 1,0/12-3,5	1945193	100	41,6
13	PST 1,0/13-3,5	1945203	50	45,5
14	PST 1,0/14-3,5	1945216	50	49
15	PST 1,0/15-3,5	1945229	50	52,5
16	PST 1,0/16-3,5	1945232	50	56
17	PST 1,0/17-3,5	1945245	50	59,5
18	PST 1,0/18-3,5	1945258	50	63
23	PST 1,0/23-3,5	1945300	50	80,5
24	PST 1,0/24-3,5	1945313	50	84

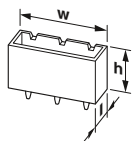


Technical data

Connection system / type of contact	COMBICON COMPACT PST 1 / Male connector		
Locking	without		
Electrical parameters			
Rated current	[A]	8	
Surge voltage category/degree of pollution		III/3	III / 2
Rated insulation voltage	[V]	160	250
Rated surge voltage	[kV]	2.5	2.5
Approval data (UL/CUL)			
Use Group		B	C
Nominal voltage/current	[V] / [A]	300 / 10	-
AWG		-	-
General data			
Type of insulation material / insulation material group		PA / IIIa	
Inflammability class in acc. with UL 94		V0	

Pin strip, Pitch: 3.5 mm

PST 1,0/..-V, Linear pinning



Dimensions	[mm]
Solder pin length	3.5
Length l	2.8
Height h	9.2



Ordering data

No. of pos.	Type	Order No.	Pcs./ Pkt.	Width w [mm]
2	PST 1,0/ 2-3,5 R24	1720233	330	6.6
3	PST 1,0/ 3-3,5 R24	1720246	330	10.1
4	PST 1,0/ 4-3,5 R24	1995525	330	13.6
5	PST 1,0/ 5-3,5 R56	1720259	250	17.1
6	PST 1,0/ 6-3,5 R56	1720262	250	20.6
7	PST 1,0/ 7-3,5 R56	1995538	250	24.1
8	PST 1,0/ 8-3,5 R56	1720275	250	27.6
9	PST 1,0/ 9-3,5 R56	1995541	250	31.3
10	PST 1,0/10-3,5 R56	1720288	250	34.8
11	PST 1,0/11-3,5 R56	1720291	250	38.3
12	PST 1,0/12-3,5 R72	1752544	250	41.8

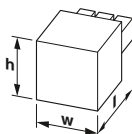


Technical data

Connection system / type of contact	COMBICON COMPACT PST 1 / Male connector		
Locking	without		
Electrical parameters			
Rated current	[A]	8	
Surge voltage category/degree of pollution		III / 3	III / 2
Rated insulation voltage	[V]	160	250
Rated surge voltage	[kV]	2.5	2.5
Approval data (UL/CUL)			
Use Group		B	C
Nominal voltage/current	[V] / [A]	300 / 10	-
AWG		-	-
General data			
Type of insulation material / insulation material group	PA / IIIa		
Inflammability class in acc. with UL 94	V0		

PCB direct plug, Push-in spring connection, Pitch: 3.5 mm

SDDC 1,5/..-PV, Linear double pinning



Dimensions	[mm]
Length l	13.5
Height h	17.6



Ordering data

No. of pos.	Type	Order No.	Pcs./ Pkt.	Width w [mm]
2	SDDC 1,5/ 2-PV-3,5	1848642	250	14.3
2	SDDC 1,5/ 2-PV-3,5	1848642	250	14.3
3	SDDC 1,5/ 3-PV-3,5	1848655	250	17.8
4	SDDC 1,5/ 4-PV-3,5	1848668	250	21.3
5	SDDC 1,5/ 5-PV-3,5	1848671	100	24.8
6	SDDC 1,5/ 6-PV-3,5	1848684	100	28.3
7	SDDC 1,5/ 7-PV-3,5	1848697	100	31.8
8	SDDC 1,5/ 8-PV-3,5	1848707	100	35.3
9	SDDC 1,5/ 9-PV-3,5	1848710	100	38.8
10	SDDC 1,5/10-PV-3,5	1848723	50	42.3
11	SDDC 1,5/11-PV-3,5	1848736	50	45.8
12	SDDC 1,5/12-PV-3,5	1848749	50	49.3
13	SDDC 1,5/13-PV-3,5	1848752	50	52.8
14	SDDC 1,5/14-PV-3,5	1848765	50	56.3
15	SDDC 1,5/15-PV-3,5	1848778	50	59.8
16	SDDC 1,5/16-PV-3,5	1848781	50	63.3



Technical data

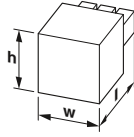
Connection system / type of contact	- / -		
Locking	-		
Connection capacity			
Solid / stranded	[mm ²]	0.2 - 1.5 / 0.2 - 1.5	
Stranded with ferrules without plastic sleeve	[mm ²]	0.2 - 1.5	
Stranded with ferrules with plastic sleeve	[mm ²]	0.2 - 1	
2 conductors with same cross section solid / stranded	[mm ²]	- / -	
2 conductors with same cross section, stranded, with ferrule without plastic sleeve	[mm ²]	-	
2 conductors with same cross section, stranded, with TWIN ferrules with plastic sleeve	[mm ²]	-	
Conductor cross section AWG/kcmil		24 - 16	
Stripping length	[mm]	8	
Tightening torque	[Nm]	-	
Electrical parameters			
Rated current / conductor cross section	[A] / [mm ²]	8 / 1.5	
Surge voltage category/degree of pollution		III / 3	III / 2
Rated insulation voltage	[V]	160	160
Rated surge voltage	[kV]	2.5	2.5
Approval data (UL/CUL)			
Use Group		B	C
Nominal voltage/current	[V] / [A]	300 / 8	300 / 8
AWG		24-16	24-16
General data			
Type of insulation material / insulation material group	PA / I		
Inflammability class in acc. with UL 94	V0		

PCB connectors

Conductor cross section up to 1.5 mm² (AWG 16)

PCB direct plug, Spring-cage connection, Pitch: 3.5 mm

ZEC 1,0/...-ST



Dimensions	[mm]
Length l	24.05
Height h	17.5



Ordering data

No. of pos.	Type	Order No.	Pcs./ Pkt.	Width w [mm]
2	ZEC 1,0/ 2-ST-3,5 C1 R1	1893685	50	8.4
3	ZEC 1,0/ 3-ST-3,5 C1 R1,3	1893698	50	15.4
4	ZEC 1,0/ 4-ST-3,5 C1 R1,4	1893708	50	18.9
5	ZEC 1,0/ 5-ST-3,5 C1 R1,5	1893711	50	22.4
6	ZEC 1,0/ 6-ST-3,5 C1 R1,6	1893724	50	25.9
7	ZEC 1,0/ 7-ST-3,5 C1 R1,7	1893737	50	29.4
8	ZEC 1,0/ 8-ST-3,5 C1 R1,8	1893740	50	32.9
9	ZEC 1,0/ 9-ST-3,5 C1 R1,9	1893753	50	36.4
10	ZEC 1,0/10-ST-3,5 C1 R1,10	1893766	50	39.9
11	ZEC 1,0/11-ST-3,5 C1 R1,11	1893779	50	43.4
12	ZEC 1,0/12-ST-3,5 C1 R1,12	1893782	50	46.9

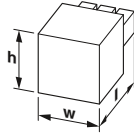


Technical data

Connection system / type of contact	ZEC / Female connector		
Locking	without		
Connection capacity			
Solid / stranded	[mm ²]	0.2 - 1 / 0.2 - 1	
Stranded with ferrules without plastic sleeve	[mm ²]	0.25 - 1	
Stranded with ferrules with plastic sleeve	[mm ²]	0.25 - 0.75	
2 conductors with same cross section solid / stranded	[mm ²]	- / -	
2 conductors with same cross section, stranded, with ferrule without plastic sleeve	[mm ²]	-	
2 conductors with same cross section, stranded, with TWIN ferrules with plastic sleeve	[mm ²]	0.5 - 0.5	
Conductor cross section AWG/kcmil		24 - 16	
Stripping length	[mm]	7	
Tightening torque	[Nm]	-	
Electrical parameters			
Rated current / conductor cross section	[A] / [mm ²]	8 / 1	
Surge voltage category/degree of pollution		III/3	II/2
Rated insulation voltage	[V]	160	200
Rated surge voltage	[kV]	2.5	2.5
Approval data (UL/CUL)			
Use Group	B	C	D
Nominal voltage/current	[V] / [A]	150 / 8	-
AWG		26-16	-
General data			
Type of insulation material / insulation material group	PA / I		
Inflammability class in acc. with UL 94	V0		

PCB connector, Pitch: 3.5 mm

ZEC 1,0/...-LPV



Dimensions	[mm]
Length l	22.9
Height h	7



Ordering data

No. of pos.	Type	Order No.	Pcs./ Pkt.	Width w [mm]
2	ZEC 1,0/ 2-LPV-3,5 C1	1915657	50	4.9
3	ZEC 1,0/ 3-LPV-3,5 C1	1915660	50	11.9
4	ZEC 1,0/ 4-LPV-3,5 C1	1915673	50	15.4
5	ZEC 1,0/ 5-LPV-3,5 C1	1915686	50	18.9
6	ZEC 1,0/ 6-LPV-3,5 C1	1915699	50	22.4
7	ZEC 1,0/ 7-LPV-3,5 C1	1915709	50	25.9
8	ZEC 1,0/ 8-LPV-3,5 C1	1915712	50	29.4
9	ZEC 1,0/ 9-LPV-3,5 C1	1915725	50	32.9
10	ZEC 1,0/10-LPV-3,5 C1	1915738	50	36.4
11	ZEC 1,0/11-LPV-3,5 C1	1915741	50	39.9
12	ZEC 1,0/12-LPV-3,5 C1	1915754	50	43.4



Technical data

Connection system / type of contact	ZEC / Female connector		
Locking	without		
Electrical parameters			
Rated current	[A]	8	
Surge voltage category/degree of pollution		III/3	II/2
Rated insulation voltage	[V]	160	200
Rated surge voltage	[kV]	2.5	2.5
Approval data (UL/CUL)			
Use Group	B	C	D
Nominal voltage/current	[V] / [A]	150 / 8	-
AWG		-	-
General data			
Type of insulation material / insulation material group	PA / I		
Inflammability class in acc. with UL 94	V0		

PCB direct plug, Spring-cage connection, Pitch: 5 mm

ZEC 1,5/...-ST



Dimensions	[mm]
Length l	24.05
Height h	17.5



Ordering data

No. of pos.	Type	Order No.	Pcs./ Pkt.	Width w [mm]
2	ZEC 1,5/ 2-ST-5,0 C2 R1,2	1883048	50	11.4
3	ZEC 1,5/ 3-ST-5,0 C2 R1,3	1883051	50	16.4
4	ZEC 1,5/ 4-ST-5,0 C2 R1,4	1883064	50	21.4
5	ZEC 1,5/ 5-ST-5,0 C2 R1,5	1883077	50	26.4
6	ZEC 1,5/ 6-ST-5,0 C2 R1,6	1883080	50	31.4
7	ZEC 1,5/ 7-ST-5,0 C2 R1,7	1883093	50	36.4
8	ZEC 1,5/ 8-ST-5,0 C2 R1,8	1883103	50	41.4
9	ZEC 1,5/ 9-ST-5,0 C2 R1,9	1883116	50	46.4
10	ZEC 1,5/10-ST-5,0 C2 R1,10	1883129	50	51.4
11	ZEC 1,5/11-ST-5,0 C2 R1,11	1883132	50	56.4
12	ZEC 1,5/12-ST-5,0 C2 R1,12	1883802	50	61.4

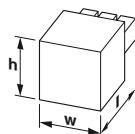


Technical data

Connection system / type of contact	ZEC / Female connector		
Locking	without		
Connection capacity			
Solid / stranded	[mm ²]	0.2 - 1.5 / 0.2 - 1.5	
Stranded with ferrules without plastic sleeve	[mm ²]	0.25 - 1.5	
Stranded with ferrules with plastic sleeve	[mm ²]	0.25 - 1.5	
2 conductors with same cross section solid / stranded	[mm ²]	- / -	
2 conductors with same cross section, stranded, with ferrule without plastic sleeve	[mm ²]	-	
2 conductors with same cross section, stranded, with TWIN ferrules with plastic sleeve	[mm ²]	0.5 - 0.5	
Conductor cross section AWG/kcmil		24 - 16	
Stripping length	[mm]	7	
Tightening torque	[Nm]	-	
Electrical parameters			
Rated current / conductor cross section	[A] / [mm ²]	10 / 1.5	
Surge voltage category/degree of pollution		III / 3	II / 2
Rated insulation voltage	[V]	250	320
Rated surge voltage	[kV]	4	4
Approval data (UL/CUL)			
Use Group		B	C
Nominal voltage/current	[V] / [A]	300 / 10	300 / 10
AWG		26-14	26-14
General data			
Type of insulation material / insulation material group		PA / I	
Inflammability class in acc. with UL 94		V0	

PCB connector, Pitch: 5 mm

ZEC 1,5/...-LPV



Dimensions	[mm]
Length l	22.9
Height h	7



Ordering data

No. of pos.	Type	Order No.	Pcs./ Pkt.	Width w [mm]
2	ZEC 1,5/ 2-LPV-5,0 C2	1898266	50	11.37
3	ZEC 1,5/ 3-LPV-5,0 C2	1898279	50	16.37
4	ZEC 1,5/ 4-LPV-5,0 C2	1898282	50	21.37
5	ZEC 1,5/ 5-LPV-5,0 C2	1898295	50	26.37
6	ZEC 1,5/ 6-LPV-5,0 C2	1898305	50	31.37
7	ZEC 1,5/ 7-LPV-5,0 C2	1898318	50	36.37
8	ZEC 1,5/ 8-LPV-5,0 C2	1898321	50	41.37
9	ZEC 1,5/ 9-LPV-5,0 C2	1898334	50	46.37
10	ZEC 1,5/10-LPV-5,0 C2	1898347	50	51.37
11	ZEC 1,5/11-LPV-5,0 C2	1898350	50	56.37
12	ZEC 1,5/12-LPV-5,0 C2	1898363	50	61.37



Technical data

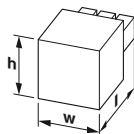
Connection system / type of contact	ZEC / Female connector		
Locking	without		
Electrical parameters			
Rated current	[A]	10	
Surge voltage category/degree of pollution		III / 3	II / 2
Rated insulation voltage	[V]	250	320
Rated surge voltage	[kV]	4	4
Approval data (UL/CUL)			
Use Group		B	C
Nominal voltage/current	[V] / [A]	300 / 10	300 / 10
AWG		-	-
General data			
Type of insulation material / insulation material group		PA / I	
Inflammability class in acc. with UL 94		V0	

PCB connectors

Conductor cross section up to 1.5 mm² (AWG 16)

PCB direct plug, Spring-cage connection, Pitch: 7.5 mm

ZEC 1,5/...-ST



Dimensions	[mm]
Length l	24.05
Height h	17.5



Ordering data

No. of pos.	Type	Order No.	Pcs./ Pkt.	Width w [mm]
2	ZEC 1,5/ 2-ST-7,5 C2 R1,2	1883145	50	23.9
3	ZEC 1,5/ 3-ST-7,5 C2 R1,3	1883158	50	31.4
4	ZEC 1,5/ 4-ST-7,5 C2 R1,4	1883161	50	38.9
5	ZEC 1,5/ 5-ST-7,5 C2 R1,5	1883174	50	46.4
6	ZEC 1,5/ 6-ST-7,5 C2 R1,6	1883187	50	53.9
7	ZEC 1,5/ 7-ST-7,5 C2 R1,7	1883190	50	61.4
8	ZEC 1,5/ 8-ST-7,5 C2 R1,8	1883200	50	68.9
9	ZEC 1,5/ 9-ST-7,5 C2 R1,9	1883213	50	76.4
10	ZEC 1,5/10-ST-7,5 C2 R1,10	1883226	50	83.9
11	ZEC 1,5/11-ST-7,5 C2 R1,11	1883239	50	91.4
12	ZEC 1,5/12-ST-7,5 C2 R1,12	1883242	50	98.9

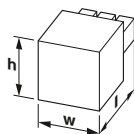


Technical data

Connection system / type of contact	ZEC / Female connector			
Locking	without			
Connection capacity				
Solid / stranded	[mm ²]	0.2 - 1.5 / 0.2 - 1.5		
Stranded with ferrules without plastic sleeve	[mm ²]	0.25 - 1.5		
Stranded with ferrules with plastic sleeve	[mm ²]	0.25 - 1.5		
2 conductors with same cross section solid / stranded	[mm ²]	- / -		
2 conductors with same cross section, stranded, with ferrule without plastic sleeve	[mm ²]	-		
2 conductors with same cross section, stranded, with TWIN ferrules with plastic sleeve	[mm ²]	0.5 - 0.5		
Conductor cross section AWG/kcmil		24 - 16		
Stripping length	[mm]	7		
Tightening torque	[Nm]	-		
Electrical parameters				
Rated current / conductor cross section	[A] / [mm ²]	10 / 1.5		
Surge voltage category/degree of pollution		III/3	III/2	II/2
Rated insulation voltage	[V]	400	630	1000
Rated surge voltage	[kV]	6	6	6
Approval data (UL/CUL)				
Use Group		B	C	D
Nominal voltage/current	[V] / [A]	300 / 10	-	300 / 10
AWG		26-14	-	26-14
General data				
Type of insulation material / insulation material group		PA / I		
Inflammability class in acc. with UL 94		V0		

PCB connector, Pitch: 7.5 mm

ZEC 1,5/...-LPV



Dimensions	[mm]
Length l	22.9
Height h	7



Ordering data

No. of pos.	Type	Order No.	Pcs./ Pkt.	Width w [mm]
2	ZEC 1,5/ 2-LPV-7,5 C2	1898376	50	8.9
3	ZEC 1,5/ 3-LPV-7,5 C2	1898389	50	23.9
4	ZEC 1,5/ 4-LPV-7,5 C2	1898392	50	31.4
5	ZEC 1,5/ 5-LPV-7,5 C2	1898402	50	38.9
6	ZEC 1,5/ 6-LPV-7,5 C2	1898415	50	46.4
7	ZEC 1,5/ 7-LPV-7,5 C2	1898428	50	53.9
8	ZEC 1,5/ 8-LPV-7,5 C2	1898431	50	61.4
9	ZEC 1,5/ 9-LPV-7,5 C2	1898444	50	68.9
10	ZEC 1,5/10-LPV-7,5 C2	1898457	50	76.4
11	ZEC 1,5/11-LPV-7,5 C2	1898460	50	83.9
12	ZEC 1,5/12-LPV-7,5 C2	1898473	50	91.4

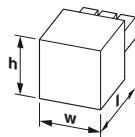



Technical data

Connection system / type of contact	ZEC / Female connector			
Locking	without			
Electrical parameters				
Rated current	[A]	10		
Surge voltage category/degree of pollution		III/3	III/2	II/2
Rated insulation voltage	[V]	400	630	1000
Rated surge voltage	[kV]	6	6	6
Approval data (UL/CUL)				
Use Group		B	C	D
Nominal voltage/current	[V] / [A]	300 / 10	-	300 / 10
AWG		-	-	-
General data				
Type of insulation material / insulation material group		PA / I		
Inflammability class in acc. with UL 94		V0		

PCB plug, Push-in spring connection, Pitch: 3.5 mm

DFMC 1,5/...-ST



Dimensions	[mm]
Length l	23.35
Height h	13.25



Ordering data

No. of pos.	Type	Order No.	Pcs./ Pkt.	Width w [mm]
2	DFMC 1,5/ 2-ST-3,5	1790108	50	7.8
3	DFMC 1,5/ 3-ST-3,5	1790111	50	11.3
4	DFMC 1,5/ 4-ST-3,5	1790124	50	14.8
5	DFMC 1,5/ 5-ST-3,5	1790137	50	18.3
6	DFMC 1,5/ 6-ST-3,5	1790140	50	21.8
7	DFMC 1,5/ 7-ST-3,5	1790153	50	25.3
8	DFMC 1,5/ 8-ST-3,5	1790166	50	28.8
9	DFMC 1,5/ 9-ST-3,5	1790179	50	32.3
10	DFMC 1,5/ 10-ST-3,5	1790182	50	35.8
11	DFMC 1,5/ 11-ST-3,5	1790195	50	39.3
12	DFMC 1,5/ 12-ST-3,5	1790205	50	42.8
13	DFMC 1,5/ 13-ST-3,5	1790218	50	46.3
14	DFMC 1,5/ 14-ST-3,5	1790221	50	49.8
15	DFMC 1,5/ 15-ST-3,5	1790234	50	53.3
16	DFMC 1,5/ 16-ST-3,5	1790247	50	56.8
17	DFMC 1,5/ 17-ST-3,5	1790250	50	60.3
18	DFMC 1,5/ 18-ST-3,5	1790263	50	63.8
19	DFMC 1,5/ 19-ST-3,5	1790276	50	67.3
20	DFMC 1,5/ 20-ST-3,5	1790289	50	70.8

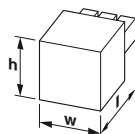



Technical data

Connection system / type of contact	MINI COMBICON - DFMC 1,5 / Female connector			
Locking	without			
Connection capacity				
Solid / stranded	[mm ²]	0.2 - 1.5 / 0.2 - 1.5		
Stranded with ferrules without plastic sleeve	[mm ²]	0.25 - 1.5		
Stranded with ferrules with plastic sleeve	[mm ²]	0.25 - 0.75		
2 conductors with same cross section solid / stranded	[mm ²]	- / -		
2 conductors with same cross section, stranded, with ferrule without plastic sleeve	[mm ²]	-		
2 conductors with same cross section, stranded, with TWIN ferrules with plastic sleeve	[mm ²]	-		
Conductor cross section AWG/kcmil		24 - 16		
Stripping length	[mm]	10		
Tightening torque	[Nm]	-		
Electrical parameters				
Rated current / conductor cross section	[A] / [mm ²]	8 / 1.5		
Surge voltage category/degree of pollution		III / 3	III / 2	II / 2
Rated insulation voltage	[V]	160	160	250
Rated surge voltage	[kV]	2.5	2.5	2.5
Approval data (UL/CUL)				
Use Group		B	C	D
Nominal voltage/current	[V] / [A]	300 / 8	50 / 8	300 / 8
AWG		24-16	24-16	24-16
General data				
Type of insulation material / insulation material group	PA / I			
Inflammability class in acc. with UL 94	V0			

PCB plug, Push-in spring connection, Pitch: 3.5 mm

DFMC 1,5/...-STF



Dimensions	[mm]
Length l	23.35
Height h	13.25



Ordering data

No. of pos.	Type	Order No.	Pcs./ Pkt.	Width w [mm]
2	DFMC 1,5/ 2-STF-3,5	1790292	50	14
3	DFMC 1,5/ 3-STF-3,5	1790302	50	17.5
4	DFMC 1,5/ 4-STF-3,5	1790315	50	21
5	DFMC 1,5/ 5-STF-3,5	1790328	50	24.5
6	DFMC 1,5/ 6-STF-3,5	1790331	50	28
7	DFMC 1,5/ 7-STF-3,5	1790344	50	31.5
8	DFMC 1,5/ 8-STF-3,5	1790357	50	35
9	DFMC 1,5/ 9-STF-3,5	1790360	50	38.5
10	DFMC 1,5/ 10-STF-3,5	1790373	50	42
11	DFMC 1,5/ 11-STF-3,5	1790386	50	45.5
12	DFMC 1,5/ 12-STF-3,5	1790399	50	49
13	DFMC 1,5/ 13-STF-3,5	1790409	50	52.5
14	DFMC 1,5/ 14-STF-3,5	1790412	50	56
15	DFMC 1,5/ 15-STF-3,5	1790425	50	59.5
16	DFMC 1,5/ 16-STF-3,5	1790438	50	63
17	DFMC 1,5/ 17-STF-3,5	1790441	50	66.5
18	DFMC 1,5/ 18-STF-3,5	1790454	50	70
19	DFMC 1,5/ 19-STF-3,5	1790467	50	73.5
20	DFMC 1,5/ 20-STF-3,5	1790470	50	77



Technical data

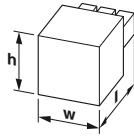

Connection system / type of contact	MINI COMBICON - DFMC 1,5 / Female connector			
Locking	Screw flange			
Connection capacity				
Solid / stranded	[mm ²]	0.2 - 1.5 / 0.2 - 1.5		
Stranded with ferrules without plastic sleeve	[mm ²]	0.25 - 1.5		
Stranded with ferrules with plastic sleeve	[mm ²]	0.25 - 0.75		
2 conductors with same cross section solid / stranded	[mm ²]	- / -		
2 conductors with same cross section, stranded, with ferrule without plastic sleeve	[mm ²]	-		
2 conductors with same cross section, stranded, with TWIN ferrules with plastic sleeve	[mm ²]	-		
Conductor cross section AWG/kcmil		24 - 16		
Stripping length	[mm]	10		
Tightening torque	[Nm]	-		
Electrical parameters				
Rated current / conductor cross section	[A] / [mm ²]	8 / 1.5		
Surge voltage category/degree of pollution		III / 3	III / 2	II / 2
Rated insulation voltage	[V]	160	160	250
Rated surge voltage	[kV]	2.5	2.5	2.5
Approval data (UL/CUL)				
Use Group		B	C	D
Nominal voltage/current	[V] / [A]	300 / 8	50 / 8	300 / 8
AWG		24-16	24-16	24-16
General data				
Type of insulation material / insulation material group	PA / I			
Inflammability class in acc. with UL 94	V0			

PCB connectors

Conductor cross section up to 1.5 mm² (AWG 16)

PCB plug, Push-in spring connection, Pitch: 3.5 mm

DFMC 1,5/..-ST-LR



Dimensions	[mm]
Length l	27.79
Height h	13.25



Ordering data

No. of pos.	Type	Order No.	Pcs./ Pkt.	Width w [mm]
2	DFMC 1,5/ 2-ST-3,5-LR	1790483	50	13.9
3	DFMC 1,5/ 3-ST-3,5-LR	1790496	50	17.4
4	DFMC 1,5/ 4-ST-3,5-LR	1790506	50	20.9
5	DFMC 1,5/ 5-ST-3,5-LR	1790519	50	24.4
6	DFMC 1,5/ 6-ST-3,5-LR	1790522	50	27.9
7	DFMC 1,5/ 7-ST-3,5-LR	1790535	50	31.4
8	DFMC 1,5/ 8-ST-3,5-LR	1790548	50	34.9
9	DFMC 1,5/ 9-ST-3,5-LR	1790551	50	38.4
10	DFMC 1,5/10-ST-3,5-LR	1790564	50	41.9
11	DFMC 1,5/11-ST-3,5-LR	1790577	50	45.4
12	DFMC 1,5/12-ST-3,5-LR	1790580	50	48.9
13	DFMC 1,5/13-ST-3,5-LR	1790593	50	52.4
14	DFMC 1,5/14-ST-3,5-LR	1790603	50	55.9
15	DFMC 1,5/15-ST-3,5-LR	1790616	50	59.4
16	DFMC 1,5/16-ST-3,5-LR	1790629	50	62.9
17	DFMC 1,5/17-ST-3,5-LR	1790632	50	66.4
18	DFMC 1,5/18-ST-3,5-LR	1790645	50	70
19	DFMC 1,5/19-ST-3,5-LR	1790658	50	69.9
20	DFMC 1,5/20-ST-3,5-LR	1790661	50	76.9

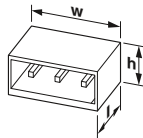


Technical data

Connection system / type of contact	MINI COMBICON - DFMC 1,5 / Female connector		
Locking	Lock & Release ejector lever		
Connection capacity			
Solid / stranded	[mm ²]	0.2 - 1.5 / 0.2 - 1.5	
Stranded with ferrules without plastic sleeve	[mm ²]	0.25 - 1.5	
Stranded with ferrules with plastic sleeve	[mm ²]	0.25 - 0.75	
2 conductors with same cross section solid / stranded	[mm ²]	- / -	
2 conductors with same cross section, stranded, with ferrule without plastic sleeve	[mm ²]	-	
2 conductors with same cross section, stranded, with TWIN ferrules with plastic sleeve	[mm ²]	-	
Conductor cross section AWG/kcmil		24 - 16	
Stripping length	[mm]	10	
Tightening torque	[Nm]	-	
Electrical parameters			
Rated current / conductor cross section	[A] / [mm ²]	8 / 1.5	
Surge voltage category/degree of pollution		III/3	III / 2
Rated insulation voltage	[V]	160	160
Rated surge voltage	[kV]	2.5	2.5
Approval data (UL/CUL)			
Use Group		B	C
Nominal voltage/current	[V] / [A]	300 / 8	50 / 8
AWG		16-24	16-24
General data			
Type of insulation material / insulation material group		PA / I	
Inflammability class in acc. with UL 94		V0	

PCB headers, Pitch: 3.5 mm

DMC 1,5/..-G1-THR, Linear pinning



Dimensions	[mm]
Solder pin length	2
Length l	11.6
Height h	10.8



Ordering data

No. of pos.	Type	Order No.	Pcs./ Pkt.	Width w [mm]
2	DMC 1,5/ 2-G1-3,5 P20THR R24-1	1816137	180	7.8
3	DMC 1,5/ 3-G1-3,5 P20THR R24-2	1816140	180	11.3
4	DMC 1,5/ 4-G1-3,5 P20THR R44	1816153	180	14.8
5	DMC 1,5/ 5-G1-3,5 P20THR R44	1816166	180	18.3
6	DMC 1,5/ 6-G1-3,5 P20THR R44	1818478	180	21.8
7	DMC 1,5/ 7-G1-3,5 P20THR R56	1818481	180	25.3
8	DMC 1,5/ 8-G1-3,5 P20THR R56	1816179	180	28.8
9	DMC 1,5/ 9-G1-3,5 P20THR R56	1818494	180	32.3
10	DMC 1,5/10-G1-3,5 P20THR R56	1816182	180	35.8
11	DMC 1,5/11-G1-3,5 P20THR R72	1706049	180	39.3
12	DMC 1,5/12-G1-3,5 P20THR R72	1706051	180	42.5
13	DMC 1,5/13-G1-3,5 P20THR R72	1706052	180	46.3
14	DMC 1,5/14-G1-3,5 P20THR R72	1706054	180	49.8

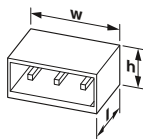


Technical data

Connection system / type of contact	MINI COMBICON - DFMC 1,5 / Male connector		
Locking	without		
Electrical parameters			
Rated current	[A]	8	
Surge voltage category/degree of pollution		III/3	III / 2
Rated insulation voltage	[V]	160	160
Rated surge voltage	[kV]	2.5	2.5
Approval data (UL/CUL)			
Use Group		B	C
Nominal voltage/current	[V] / [A]	150 300 // 8 8 8	50 50 // 8 8 8 8
AWG		-	-
General data			
Type of insulation material / insulation material group		LCP / IIIa	
Inflammability class in acc. with UL 94		V0	

PCB headers, Pitch: 3.5 mm

DMC 1,5/...-G1F-THR, Linear pinning



Dimensions	[mm]
Solder pin length	2
Length l	11.6
Height h	10.8



Ordering data

No. of pos.	Type	Order No.	Pcs./ Pkt.	Width w [mm]
2	DMC 1,5/ 2-G1F-3,5-LRP20THRR44	1818504	180	14
3	DMC 1,5/ 3-G1F-3,5-LRP20THRR44	1818517	180	17.5
4	DMC 1,5/ 4-G1F-3,5-LRP20THRR44	1818520	180	21
5	DMC 1,5/ 5-G1F-3,5-LRP20THRR56	1818533	180	24.5
6	DMC 1,5/ 6-G1F-3,5-LRP20THRR56	1818546	180	28
7	DMC 1,5/ 7-G1F-3,5-LRP20THRR56	1818559	180	31.5
8	DMC 1,5/ 8-G1F-3,5-LRP20THRR56	1818562	180	35
9	DMC 1,5/ 9-G1F-3,5-LRP20THRR72	1706055	180	38.5
10	DMC 1,5/10-G1F-3,5-LRP20THRR72	1706064	180	42
11	DMC 1,5/11-G1F-3,5-LRP20THRR72	1706065	180	45.5
12	DMC 1,5/12-G1F-3,5-LRP20THRR72	1706067	180	49
16	DMC 1,5/16-G1F-3,5-LRP20THRR88	1036681	180	63

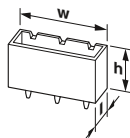


Technical data

Connection system / type of contact		MINI COMBICON - DFMC 1,5 / Male connector		
Locking		Lock & release threaded flange		
Electrical parameters				
Rated current	[A]	8		
Surge voltage category/degree of pollution		III/3	III / 2	II / 2
Rated insulation voltage	[V]	160	160	250
Rated surge voltage	[kV]	2.5	2.5	2.5
Approval data (UL/CUL)				
Use Group		B	C	D
Nominal voltage/current	[V] / [A]	300 / 8	50 / 8	300 / 8
AWG				
General data				
Type of insulation material / insulation material group		LCP / IIIa		
Inflammability class in acc. with UL 94		V0		

PCB headers, Pitch: 3.5 mm

DMCV 1,5/...-G1-THR, Linear pinning



Dimensions	[mm]
Solder pin length	2
Length l	10.6
Height h	10



Ordering data

No. of pos.	Type	Order No.	Pcs./ Pkt.	Width w [mm]
2	DMCV 1,5/ 2-G1-3,5 P20THR R24	1818575	220	7.8
3	DMCV 1,5/ 3-G1-3,5 P20THR R24	1818588	220	11.3
4	DMCV 1,5/ 4-G1-3,5 P20THR R44	1818591	220	14.8
5	DMCV 1,5/ 5-G1-3,5 P20THR R44	1818601	220	18.3
6	DMCV 1,5/ 6-G1-3,5 P20THR R44	1818614	220	21.8
7	DMCV 1,5/ 7-G1-3,5 P20THR R56	1818627	220	25.3
8	DMCV 1,5/ 8-G1-3,5 P20THR R56	1818630	220	28.8
9	DMCV 1,5/ 9-G1-3,5 P20THR R56	1818643	220	32.3
10	DMCV 1,5/10-G1-3,5 P20THR R56	1818656	220	35.8
11	DMCV 1,5/11-G1-3,5 P20THR R72	1818669	220	39.3
12	DMCV 1,5/12-G1-3,5 P20THR R72	1818672	220	42.8
13	DMCV 1,5/13-G1-3,5 P20THR R72	1818685	220	46.3
14	DMCV 1,5/14-G1-3,5 P20THR R72	1818698	220	49.8



Technical data

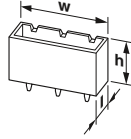
Connection system / type of contact		MINI COMBICON - DFMC 1,5 / Male connector		
Locking		without		
Electrical parameters				
Rated current	[A]	8		
Surge voltage category/degree of pollution		III/3	III / 2	II / 2
Rated insulation voltage	[V]	160	160	250
Rated surge voltage	[kV]	2.5	2.5	2.5
Approval data (UL/CUL)				
Use Group		B	C	D
Nominal voltage/current	[V] / [A]	300 / 8	50 / 8	300 / 8
AWG				
General data				
Type of insulation material / insulation material group		LCP / IIIa		
Inflammability class in acc. with UL 94		V0		

PCB connectors

Conductor cross section up to 1.5 mm² (AWG 16)

PCB headers, Pitch: 3.5 mm

DMCV 1,5/...-G1F-THR, Linear pinning



Dimensions	[mm]
Solder pin length	2
Length l	10.6
Height h	10

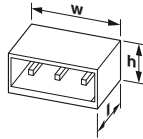


Ordering data

No. of pos.	Type	Order No.	Pcs./ Pkt.	Width w [mm]
2	DMCV 1,5/ 2-G1F-3,5-LRP20THRR32	1818708	220	14
3	DMCV 1,5/ 3-G1F-3,5-LRP20THRR44	1818711	220	17.5
4	DMCV 1,5/ 4-G1F-3,5-LRP20THRR44	1818724	220	21
5	DMCV 1,5/ 5-G1F-3,5-LRP20THRR56	1818737	220	24.5
6	DMCV 1,5/ 6-G1F-3,5-LRP20THRR56	1818740	220	28
7	DMCV 1,5/ 7-G1F-3,5-LRP20THRR56	1818753	220	31.5
8	DMCV 1,5/ 8-G1F-3,5-LRP20THRR56	1818766	220	35
9	DMCV 1,5/ 9-G1F-3,5-LRP20THRR72	1818779	220	38.5
10	DMCV 1,5/10-G1F-3,5-LRP20THRR72	1818782	220	42
11	DMCV 1,5/11-G1F-3,5-LRP20THRR72	1818795	220	45.5
12	DMCV 1,5/12-G1F-3,5-LRP20THRR72	1818805	220	49
20	DMCV 1,5/20-G1F-3,5-LR P20THRR	1713571	180	77

PCB headers, Pitch: 3.5 mm

DMC 1,5/...-G1-THR, Linear pinning



Dimensions	[mm]
Solder pin length	2
Length l	11.6
Height h	10.8



Ordering data

No. of pos.	Type	Order No.	Pcs./ Pkt.	Width w [mm]
2	DMC 1,5/ 2-G1-3,5 P20THR	1786837	50	7.8
3	DMC 1,5/ 3-G1-3,5 P20THR	1786840	50	11.3
4	DMC 1,5/ 4-G1-3,5 P20THR	1786853	50	14.8
5	DMC 1,5/ 5-G1-3,5 P20THR	1786866	50	18.3
6	DMC 1,5/ 6-G1-3,5 P20THR	1786879	50	21.8
7	DMC 1,5/ 7-G1-3,5 P20THR	1786882	50	25.3
8	DMC 1,5/ 8-G1-3,5 P20THR	1786895	50	28.8
9	DMC 1,5/ 9-G1-3,5 P20THR	1786905	50	32.3
10	DMC 1,5/10-G1-3,5 P20THR	1786918	50	35.8
11	DMC 1,5/11-G1-3,5 P20THR	1786921	50	39.3
12	DMC 1,5/12-G1-3,5 P20THR	1786934	50	42.8
13	DMC 1,5/13-G1-3,5 P20THR	1786947	50	46.3
14	DMC 1,5/14-G1-3,5 P20THR	1786950	50	49.8
15	DMC 1,5/15-G1-3,5 P20THR	1786963	50	53.3
16	DMC 1,5/16-G1-3,5 P20THR	1786976	50	56.8
17	DMC 1,5/17-G1-3,5 P20THR	1786989	50	60.3
18	DMC 1,5/18-G1-3,5 P20THR	1786992	50	63.8
19	DMC 1,5/19-G1-3,5 P20THR	1787001	50	67.3
20	DMC 1,5/20-G1-3,5 P20THR	1787580	50	70.8



Technical data

Connection system / type of contact	MINI COMBICON - DFMC 1,5 / Male connector		
Locking	Lock & release threaded flange		
Electrical parameters			
Rated current	[A]	8	
Surge voltage category/degree of pollution		III/3	III / 2 II / 2
Rated insulation voltage	[V]	160	160 250
Rated surge voltage	[kV]	2.5	2.5 2.5
Approval data (UL/CUL)			
Use Group		B	C D
Nominal voltage/current	[V] / [A]	300 / 8	50 / 8 300 / 8
AWG		-	- -
General data			
Type of insulation material / insulation material group	LCP / IIIa		
Inflammability class in acc. with UL 94	V0		

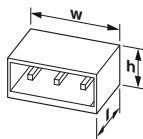


Technical data

Connection system / type of contact	MINI COMBICON - DFMC 1,5 / Male connector		
Locking	without		
Electrical parameters			
Rated current	[A]	8	
Surge voltage category/degree of pollution		III/3	III / 2 II / 2
Rated insulation voltage	[V]	160	160 250
Rated surge voltage	[kV]	2.5	2.5 2.5
Approval data (UL/CUL)			
Use Group		B	C D
Nominal voltage/current	[V] / [A]	150 300 // 8 8 8 8	50 50 // 8 8 8 8 300 / 8
AWG		-	- -
General data			
Type of insulation material / insulation material group	LCP / IIIa		
Inflammability class in acc. with UL 94	V0		

PCB headers, Pitch: 3.5 mm

DMC 1,5/..-G1F-THR, Linear pinning



Dimensions	[mm]
Solder pin length	2
Length l	11.6
Height h	10.8



Ordering data

No. of pos.	Type	Order No.	Pcs./ Pkt.	Width w [mm]
2	DMC 1,5/ 2-G1F-3,5-LR P20THR	1787014	50	14
3	DMC 1,5/ 3-G1F-3,5-LR P20THR	1787027	50	17.5
4	DMC 1,5/ 4-G1F-3,5-LR P20THR	1787030	50	21
5	DMC 1,5/ 5-G1F-3,5-LR P20THR	1787043	50	24.5
6	DMC 1,5/ 6-G1F-3,5-LR P20THR	1787056	50	28
7	DMC 1,5/ 7-G1F-3,5-LR P20THR	1787069	50	31.5
8	DMC 1,5/ 8-G1F-3,5-LR P20THR	1787072	50	35
9	DMC 1,5/ 9-G1F-3,5-LR P20THR	1787085	50	38.5
10	DMC 1,5/10-G1F-3,5-LR P20THR	1787098	50	42
11	DMC 1,5/11-G1F-3,5-LR P20THR	1787108	50	45.5
12	DMC 1,5/12-G1F-3,5-LR P20THR	1787111	50	49
13	DMC 1,5/13-G1F-3,5-LR P20THR	1787124	50	52.5
14	DMC 1,5/14-G1F-3,5-LR P20THR	1787137	50	56
15	DMC 1,5/15-G1F-3,5-LR P20THR	1787140	50	59.5
16	DMC 1,5/16-G1F-3,5-LR P20THR	1787153	50	63
17	DMC 1,5/17-G1F-3,5-LR P20THR	1787166	50	66.5
18	DMC 1,5/18-G1F-3,5-LR P20THR	1787179	50	70
19	DMC 1,5/19-G1F-3,5-LR P20THR	1787182	50	73.5
20	DMC 1,5/20-G1F-3,5-LR P20THR	1787195	50	77

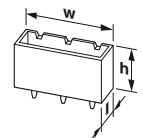


Technical data

Connection system / type of contact		MINI COMBICON - DFMC 1,5 / Male connector		
Locking		Lock & release threaded flange		
Electrical parameters				
Rated current	[A]	8		
Surge voltage category/degree of pollution		III/3	III / 2	II / 2
Rated insulation voltage	[V]	160	160	250
Rated surge voltage	[kV]	2.5	2.5	2.5
Approval data (UL/CUL)				
Use Group		B	C	D
Nominal voltage/current	[V] / [A]	300 / 8	50 / 8	300 / 8
AWG				
-				
General data				
Type of insulation material / insulation material group		LCP / Illa		
Inflammability class in acc. with UL 94		V0		

PCB headers, Pitch: 3.5 mm

DMCV 1,5/..-G1-THR, Linear pinning



Dimensions	[mm]
Solder pin length	2
Length l	10.6
Height h	10



Ordering data

No. of pos.	Type	Order No.	Pcs./ Pkt.	Width w [mm]
2	DMCV 1,5/ 2-G1-3,5 P20THR	1787205	50	7.8
3	DMCV 1,5/ 3-G1-3,5 P20THR	1787218	50	11.3
4	DMCV 1,5/ 4-G1-3,5 P20THR	1787221	50	14.8
5	DMCV 1,5/ 5-G1-3,5 P20THR	1787234	50	18.3
6	DMCV 1,5/ 6-G1-3,5 P20THR	1787247	50	21.8
7	DMCV 1,5/ 7-G1-3,5 P20THR	1787250	50	25.3
8	DMCV 1,5/ 8-G1-3,5 P20THR	1787263	50	28.8
9	DMCV 1,5/ 9-G1-3,5 P20THR	1787276	50	32.3
10	DMCV 1,5/10-G1-3,5 P20THR	1787289	50	35.8
11	DMCV 1,5/11-G1-3,5 P20THR	1787292	50	39.3
12	DMCV 1,5/12-G1-3,5 P20THR	1787302	50	42.8
13	DMCV 1,5/13-G1-3,5 P20THR	1787315	50	46.3
14	DMCV 1,5/14-G1-3,5 P20THR	1787328	50	49.8
15	DMCV 1,5/15-G1-3,5 P20THR	1787331	50	53.3
16	DMCV 1,5/16-G1-3,5 P20THR	1787344	50	56.8
17	DMCV 1,5/17-G1-3,5 P20THR	1787357	50	60.3
18	DMCV 1,5/18-G1-3,5 P20THR	1787360	50	63.8
19	DMCV 1,5/19-G1-3,5 P20THR	1787373	50	67.3
20	DMCV 1,5/20-G1-3,5 P20THR	1787386	50	70.8



Technical data

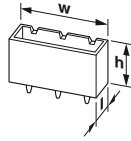
Connection system / type of contact		MINI COMBICON - DFMC 1,5 / Male connector		
Locking		without		
Electrical parameters				
Rated current	[A]	8		
Surge voltage category/degree of pollution		III/3	III / 2	II / 2
Rated insulation voltage	[V]	160	160	250
Rated surge voltage	[kV]	2.5	2.5	2.5
Approval data (UL/CUL)				
Use Group		B	C	D
Nominal voltage/current	[V] / [A]	300 / 8	50 / 8	300 / 8
AWG				
-				
General data				
Type of insulation material / insulation material group		LCP / Illa		
Inflammability class in acc. with UL 94		V0		

PCB connectors

Conductor cross section up to 1.5 mm² (AWG 16)

PCB headers, Pitch: 3.5 mm

DMCV 1,5/...-G1F-THR, Linear pinning



Dimensions	[mm]
Solder pin length	2
Length l	10.6
Height h	10



Ordering data

No. of pos.	Type	Order No.	Pcs./ Pkt.	Width w [mm]
2	DMCV 1,5/ 2-G1F-3,5-LR P20THR	1787399	50	14
3	DMCV 1,5/ 3-G1F-3,5-LR P20THR	1787409	50	17,5
4	DMCV 1,5/ 4-G1F-3,5-LR P20THR	1787412	50	21
5	DMCV 1,5/ 5-G1F-3,5-LR P20THR	1787425	50	24,5
6	DMCV 1,5/ 6-G1F-3,5-LR P20THR	1787438	50	28
7	DMCV 1,5/ 7-G1F-3,5-LR P20THR	1787441	50	31,5
8	DMCV 1,5/ 8-G1F-3,5-LR P20THR	1787454	50	35
9	DMCV 1,5/ 9-G1F-3,5-LR P20THR	1787467	50	38,5
10	DMCV 1,5/10-G1F-3,5-LR P20THR	1787470	50	42
11	DMCV 1,5/11-G1F-3,5-LR P20THR	1787483	50	45,5
12	DMCV 1,5/12-G1F-3,5-LR P20THR	1787496	50	49
13	DMCV 1,5/13-G1F-3,5-LR P20THR	1787506	50	52,5
14	DMCV 1,5/14-G1F-3,5-LR P20THR	1787519	50	56
15	DMCV 1,5/15-G1F-3,5-LR P20THR	1787522	50	59,5
16	DMCV 1,5/16-G1F-3,5-LR P20THR	1787535	50	63
17	DMCV 1,5/17-G1F-3,5-LR P20THR	1787548	50	66,5
18	DMCV 1,5/18-G1F-3,5-LR P20THR	1787551	50	70
19	DMCV 1,5/19-G1F-3,5-LR P20THR	1787564	50	73,5
20	DMCV 1,5/20-G1F-3,5-LR P20THR	1787577	50	77

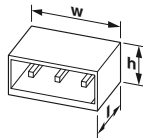


Technical data

Connection system / type of contact	MINI COMBICON - DFMC 1,5 / Male connector		
Locking	Lock & release threaded flange		
Electrical parameters			
Rated current	[A]	8	
Surge voltage category/degree of pollution		III/3	III / 2 II / 2
Rated insulation voltage	[V]	160	160 250
Rated surge voltage	[kV]	2.5	2.5 2.5
Approval data (UL/CUL)			
Use Group		B	C D
Nominal voltage/current	[V] / [A]	300 / 8	50 / 8 300 / 8
AWG		-	- -
General data			
Type of insulation material / insulation material group	LCP / IIIa		
Inflammability class in acc. with UL 94	V0		

PCB headers, Pitch: 3.5 mm

DMC 1,5/...-G1-THR, Linear pinning



Dimensions	[mm]
Solder pin length	2.6
Length l	11.6
Height h	10.8



Ordering data

No. of pos.	Type	Order No.	Pcs./ Pkt.	Width w [mm]
2	DMC 1,5/ 2-G1-3,5 P26THR	1873934	50	7.8
3	DMC 1,5/ 3-G1-3,5 P26THR	1873947	50	11.3
4	DMC 1,5/ 4-G1-3,5 P26THR	1873950	50	14.8
5	DMC 1,5/ 5-G1-3,5 P26THR	1873963	50	18.3
6	DMC 1,5/ 6-G1-3,5 P26THR	1873976	50	21.8
7	DMC 1,5/ 7-G1-3,5 P26THR	1874331	50	25.3
8	DMC 1,5/ 8-G1-3,5 P26THR	1873989	50	28.8
9	DMC 1,5/ 9-G1-3,5 P26THR	1874344	50	32.3
10	DMC 1,5/10-G1-3,5 P26THR	1873992	50	35.8
11	DMC 1,5/11-G1-3,5 P26THR	1874357	50	39.3
12	DMC 1,5/12-G1-3,5 P26THR	1874001	50	42.8
13	DMC 1,5/13-G1-3,5 P26THR	1874360	50	46.3
14	DMC 1,5/14-G1-3,5 P26THR	1874373	50	49.8
15	DMC 1,5/15-G1-3,5 P26THR	1874386	50	53.3
16	DMC 1,5/16-G1-3,5 P26THR	1874399	50	56.8
17	DMC 1,5/17-G1-3,5 P26THR	1874409	50	60.3
18	DMC 1,5/18-G1-3,5 P26THR	1874412	50	63.8
19	DMC 1,5/19-G1-3,5 P26THR	1874425	50	67.3
20	DMC 1,5/20-G1-3,5 P26THR	1874438	50	70.8

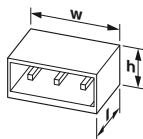


Technical data

Connection system / type of contact	MINI COMBICON - DFMC 1,5 / Male connector		
Locking	without		
Electrical parameters			
Rated current	[A]	8	
Surge voltage category/degree of pollution		III/3	III / 2 II / 2
Rated insulation voltage	[V]	160	160
Rated surge voltage	[kV]		
Approval data (UL/CUL)			
Use Group		B	C D
Nominal voltage/current	[V] / [A]	150 300 // 8 8 8 8	50 50 // 8 8 8 8 300 / 8
AWG		-	- -
General data			
Type of insulation material / insulation material group	- / IIIa		
Inflammability class in acc. with UL 94	V0		

PCB headers, Pitch: 3.5 mm

DMC 1,5/...-G1F-THR, Linear pinning



Dimensions	[mm]
Solder pin length	2.6
Length l	11.6
Height h	10.8



Ordering data

No. of pos.	Type	Order No.	Pcs./ Pkt.	Width w [mm]
2	DMC 1,5/ 2-G1F-3,5-LR P26THR	1874014	50	14
3	DMC 1,5/ 3-G1F-3,5-LR P26THR	1874027	50	17.5
4	DMC 1,5/ 4-G1F-3,5-LR P26THR	1711099	50	21
5	DMC 1,5/ 5-G1F-3,5-LR P26THR	1874030	50	24.5
6	DMC 1,5/ 6-G1F-3,5-LR P26THR	1711100	50	28
7	DMC 1,5/ 7-G1F-3,5-LR P26THR	1713883	50	31.5
3	DMC 1,5/ 8-G1F-3,5-LR P26THR	1874043	50	35
9	DMC 1,5/ 9-G1F-3,5-LR P26THR	1874454	50	38.5
10	DMC 1,5/10-G1F-3,5-LR P26THR	1874056	50	42
11	DMC 1,5/11-G1F-3,5-LR P26THR	1713854	50	45.5
12	DMC 1,5/12-G1F-3,5-LR P26THR	1874069	50	49
13	DMC 1,5/13-G1F-3,5-LR P26THR	1874470	50	52.5
14	DMC 1,5/14-G1F-3,5-LR P26THR	1874483	50	56
15	DMC 1,5/15-G1F-3,5-LR P26THR	1874496	50	59.5
16	DMC 1,5/16-G1F-3,5-LR P26THR	1874072	50	63
17	DMC 1,5/17-G1F-3,5-LR P26THR	1874506	50	66.5
18	DMC 1,5/18-G1F-3,5-LR P26THR	1874519	50	70
19	DMC 1,5/19-G1F-3,5-LR P26THR	1713856	50	73.5
20	DMC 1,5/20-G1F-3,5-LR P26THR	1874085	50	77

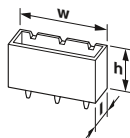


Technical data

Connection system / type of contact	MINI COMBICON - DFMC 1,5 / Male connector		
Locking	Lock & release threaded flange		
Electrical parameters			
Rated current	[A]	8	
Surge voltage category/degree of pollution		III/3	III / 2 II / 2
Rated insulation voltage	[V]	160	160
Rated surge voltage	[kV]		
Approval data (UL/CUL)			
Use Group		B	C D
Nominal voltage/current	[V] / [A]	300 / 8	50 / 8 300 / 8
AWG		-	- -
General data			
Type of insulation material / insulation material group		- / IIIa	
Inflammability class in acc. with UL 94		V0	

PCB headers, Pitch: 3.5 mm

DMCV 1,5/...-G1-THR, Linear pinning



Dimensions	[mm]
Solder pin length	2.6
Length l	10.6
Height h	12



Ordering data

No. of pos.	Type	Order No.	Pcs./ Pkt.	Width w [mm]
2	DMCV 1,5/ 2-G1-3,5 P26THR	1874234	50	7.8
3	DMCV 1,5/ 3-G1-3,5 P26THR	1874098	50	11.3
4	DMCV 1,5/ 4-G1-3,5 P26THR	1874108	50	14.8
5	DMCV 1,5/ 5-G1-3,5 P26THR	1874111	50	18.3
6	DMCV 1,5/ 6-G1-3,5 P26THR	1874124	50	21.8
7	DMCV 1,5/ 7-G1-3,5 P26THR	1874810	50	25.3
8	DMCV 1,5/ 8-G1-3,5 P26THR	1874137	50	28.8
9	DMCV 1,5/ 9-G1-3,5 P26THR	1874823	50	32.3
10	DMCV 1,5/10-G1-3,5 P26THR	1874140	50	35.8
11	DMCV 1,5/11-G1-3,5 P26THR	1874836	50	39.3
12	DMCV 1,5/12-G1-3,5 P26THR	1874153	50	42.8
13	DMCV 1,5/13-G1-3,5 P26THR	1874849	50	46.3
14	DMCV 1,5/14-G1-3,5 P26THR	1874852	50	49.8
15	DMCV 1,5/15-G1-3,5 P26THR	1874865	50	53.3
16	DMCV 1,5/16-G1-3,5 P26THR	1874878	50	56.8
17	DMCV 1,5/17-G1-3,5 P26THR	1874881	50	60.3
18	DMCV 1,5/18-G1-3,5 P26THR	1874894	50	63.8
19	DMCV 1,5/19-G1-3,5 P26THR	1874904	50	67.3
20	DMCV 1,5/20-G1-3,5 P26THR	1874917	50	70.8



Technical data

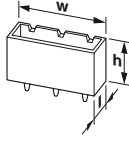
Connection system / type of contact	MINI COMBICON - DFMC 1,5 / Male connector		
Locking	without		
Electrical parameters			
Rated current	[A]	8	
Surge voltage category/degree of pollution		III/3	III / 2 II / 2
Rated insulation voltage	[V]	160	160 250
Rated surge voltage	[kV]	2.5	2.5 2.5
Approval data (UL/CUL)			
Use Group		B	C D
Nominal voltage/current	[V] / [A]	300 / 8	50 / 8 300 / 8
AWG		-	- -
General data			
Type of insulation material / insulation material group		LCP / IIIa	
Inflammability class in acc. with UL 94		V0	

PCB connectors

Conductor cross section up to 1.5 mm² (AWG 16)

PCB headers, Pitch: 3.5 mm

DMCV 1,5/...-G1F-THR, Linear pinning



Dimensions	[mm]
Solder pin length	2.6
Length l	10.6
Height h	10



Ordering data

No. of pos.	Type	Order No.	Pcs./ Pkt.	Width w [mm]
2	DMCV 1,5/ 2-G1F-3,5-LR P26THR	1874247	50	14
3	DMCV 1,5/ 3-G1F-3,5-LR P26THR	1874166	50	17,5
4	DMCV 1,5/ 4-G1F-3,5-LR P26THR	1874179	50	21
5	DMCV 1,5/ 5-G1F-3,5-LR P26THR	1874182	50	24,5
6	DMCV 1,5/ 6-G1F-3,5-LR P26THR	1874195	50	28
7	DMCV 1,5/ 7-G1F-3,5-LR P26THR	1874920	50	31,5
8	DMCV 1,5/ 8-G1F-3,5-LR P26THR	1874205	50	35
9	DMCV 1,5/ 9-G1F-3,5-LR P26THR	1874933	50	38,5
10	DMCV 1,5/10-G1F-3,5-LR P26THR	1874218	50	42
11	DMCV 1,5/11-G1F-3,5-LR P26THR	1874946	50	45,5
12	DMCV 1,5/12-G1F-3,5-LR P26THR	1874221	50	49
13	DMCV 1,5/13-G1F-3,5-LR P26THR	1874959	50	52,5
14	DMCV 1,5/14-G1F-3,5-LR P26THR	1874962	50	56
15	DMCV 1,5/15-G1F-3,5-LR P26THR	1874975	50	59,5
16	DMCV 1,5/16-G1F-3,5-LR P26THR	1874988	50	63
17	DMCV 1,5/17-G1F-3,5-LR P26THR	1874991	50	66,5
18	DMCV 1,5/18-G1F-3,5-LR P26THR	1875000	50	70
19	DMCV 1,5/19-G1F-3,5-LR P26THR	1875013	50	73,5
20	DMCV 1,5/20-G1F-3,5-LR P26THR	1875026	50	77

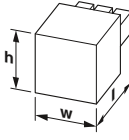


Technical data

Connection system / type of contact	MINI COMBICON - DFMC 1,5 / Male connector		
Locking	Lock & release threaded flange		
Electrical parameters			
Rated current	[A]	8	
Surge voltage category/degree of pollution		III/3	III / 2 II / 2
Rated insulation voltage	[V]	160	
Rated surge voltage	[kV]		
Approval data (UL/CUL)			
Use Group		B	C D
Nominal voltage/current	[V] / [A]	300 / 8	50 / 8 300 / 8
AWG		-	- -
General data			
Type of insulation material / insulation material group	LCP / IIIa		
Inflammability class in acc. with UL 94	V0		

PCB plug, Screw connection with tension sleeve, Pitch: 3.5 mm

MC 1,5/...-ST



Dimensions	[mm]
Length l	16.1
Height h	11.1



Ordering data

No. of pos.	Type	Order No.	Pcs./ Pkt.	Width w [mm]
2	MC 1,5/ 2-ST-3,5	1840366	250	7
3	MC 1,5/ 3-ST-3,5	1840379	250	10,5
4	MC 1,5/ 4-ST-3,5	1840382	250	14
5	MC 1,5/ 5-ST-3,5	1840395	250	17,5
6	MC 1,5/ 6-ST-3,5	1840405	50	21
7	MC 1,5/ 7-ST-3,5	1840418	50	24,5
8	MC 1,5/ 8-ST-3,5	1840421	50	28
9	MC 1,5/ 9-ST-3,5	1840434	50	31,5
10	MC 1,5/10-ST-3,5	1840447	50	35
11	MC 1,5/11-ST-3,5	1840450	50	38,5
12	MC 1,5/12-ST-3,5	1840463	50	42
13	MC 1,5/13-ST-3,5	1840476	50	45,5
14	MC 1,5/14-ST-3,5	1840489	50	49
15	MC 1,5/15-ST-3,5	1840492	50	52,5
16	MC 1,5/16-ST-3,5	1840502	50	56
17	MC 1,5/17-ST-3,5	1840515	50	59,5
18	MC 1,5/18-ST-3,5	1840528	50	63
19	MC 1,5/19-ST-3,5	1840531	50	66,5
20	MC 1,5/20-ST-3,5	1840544	50	70



Technical data

Connection system / type of contact	MINI COMBICON / Female connector		
Locking	without		
Connection capacity			
Solid / stranded	[mm ²]	0.14 - 1.5 / 0.14 - 1.5	
Stranded with ferrules without plastic sleeve	[mm ²]	0.25 - 1.5	
Stranded with ferrules with plastic sleeve	[mm ²]	0.25 - 0.5	
2 conductors with same cross section solid / stranded	[mm ²]	0.08 - 0.5 / 0.08 - 0.75	
2 conductors with same cross section, stranded, with ferrule without plastic sleeve	[mm ²]	0.25 - 0.34	
2 conductors with same cross section, stranded, with TWIN ferrules with plastic sleeve	[mm ²]	0.5 - 0.5	
Conductor cross section AWG/kcmil		28 - 16	
Stripping length	[mm]	7	
Tightening torque	[Nm]	0.22 - 0.25	
Electrical parameters			
Rated current / conductor cross section	[A] / [mm ²]	8 / 1.5	
Surge voltage category/degree of pollution		III/3	III / 2 II / 2
Rated insulation voltage	[V]	160	160 320
Rated surge voltage	[kV]	2.5	2.5 2.5
Approval data (UL/CUL)			
Use Group		B	C D
Nominal voltage/current	[V] / [A]	300 / 8	- 300 / 8
AWG		30-14	- 30-14
Approval data (CSA)			
Use Group		B	C D
Nominal voltage/current	[V] / [A]	300 / 8	- 300 / 8
AWG		28-16	- 28-16
General data			
Type of insulation material / insulation material group	PA / I		
Inflammability class in acc. with UL 94	V0		

PCB plug, Screw connection with tension sleeve, Pitch: 3.81 mm

MC 1,5/..-ST



Dimensions	[mm]
Length l	16.1
Height h	11.1



Ordering data

No. of pos.	Type	Order No.	Pcs./ Pkt.	Width w [mm]
2	MC 1,5/ 2-ST-3,81	1803578	250	8.41
3	MC 1,5/ 3-ST-3,81	1803581	250	12.22
4	MC 1,5/ 4-ST-3,81	1803594	250	16.03
5	MC 1,5/ 5-ST-3,81	1803604	250	19.84
6	MC 1,5/ 6-ST-3,81	1803617	50	23.65
7	MC 1,5/ 7-ST-3,81	1803620	50	27.46
8	MC 1,5/ 8-ST-3,81	1803633	50	31.27
9	MC 1,5/ 9-ST-3,81	1803646	50	35.08
10	MC 1,5/10-ST-3,81	1803659	50	38.89
11	MC 1,5/11-ST-3,81	1803662	50	42.7
12	MC 1,5/12-ST-3,81	1803675	50	46.51
13	MC 1,5/13-ST-3,81	1803688	50	50.32
14	MC 1,5/14-ST-3,81	1803691	50	54.13
15	MC 1,5/15-ST-3,81	1803701	50	57.94
16	MC 1,5/16-ST-3,81	1803714	50	61.75
17	MC 1,5/17-ST-3,81	1840324	50	65.56
18	MC 1,5/18-ST-3,81	1840337	50	69.37
19	MC 1,5/19-ST-3,81	1840340	50	73.18
20	MC 1,5/20-ST-3,81	1840353	50	76.99

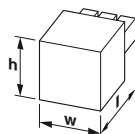


Technical data

Connection system / type of contact		MINI COMBICON / Female connector		
Locking		without		
Connection capacity				
Solid / stranded	[mm ²]	0.14 - 1.5 / 0.14 - 1.5		
Stranded with ferrules without plastic sleeve	[mm ²]	0.25 - 1.5		
Stranded with ferrules with plastic sleeve	[mm ²]	0.25 - 0.5		
2 conductors with same cross section solid / stranded	[mm ²]	0.08 - 0.5 / 0.08 - 0.75		
2 conductors with same cross section, stranded, with ferrule without plastic sleeve	[mm ²]	0.25 - 0.34		
2 conductors with same cross section, stranded, with TWIN ferrules with plastic sleeve	[mm ²]	0.5 - 0.5		
Conductor cross section AWG/kcmil		28 - 16		
Stripping length		7		
Tightening torque		0.22 - 0.25		
Electrical parameters				
Rated current / conductor cross section	[A] / [mm ²]	8 / 1.5		
Surge voltage category/degree of pollution		III/3	III/2	II/2
Rated insulation voltage	[V]	160	160	320
Rated surge voltage	[kV]	2.5	2.5	2.5
Approval data (UL/CUL)				
Use Group		B	C	D
Nominal voltage/current		300 / 8 - 300 / 8		
AWG		30-14 - 30-14		
Approval data (CSA)				
Use Group		B	C	D
Nominal voltage/current		300 / 8 - 300 / 8		
AWG		28-16 - 28-16		
General data				
Type of insulation material / insulation material group		PA / I		
Inflammability class in acc. with UL 94		V0		

PCB plug, Screw connection with tension sleeve, Pitch: 3.5 mm

MC 1,5/..-STF



Dimensions	[mm]
Length l	16.1
Height h	11.1



Ordering data

No. of pos.	Type	Order No.	Pcs./ Pkt.	Width w [mm]
2	MC 1,5/ 2-STF-3,5	1847055	250	17.3
3	MC 1,5/ 3-STF-3,5	1847068	250	20.8
4	MC 1,5/ 4-STF-3,5	1847071	250	24.3
5	MC 1,5/ 5-STF-3,5	1847084	250	27.8
6	MC 1,5/ 6-STF-3,5	1847097	50	31.3
7	MC 1,5/ 7-STF-3,5	1847107	50	34.8
8	MC 1,5/ 8-STF-3,5	1847181	50	38.3
9	MC 1,5/ 9-STF-3,5	1847194	50	41.8
10	MC 1,5/10-STF-3,5	1847204	50	45.3
11	MC 1,5/11-STF-3,5	1847217	50	48.8
12	MC 1,5/12-STF-3,5	1847220	50	52.3
13	MC 1,5/13-STF-3,5	1847233	50	55.8
14	MC 1,5/14-STF-3,5	1847246	50	59.3
15	MC 1,5/15-STF-3,5	1847259	50	62.8
16	MC 1,5/16-STF-3,5	1847262	50	66.3
17	MC 1,5/17-STF-3,5	1847275	50	69.8
18	MC 1,5/18-STF-3,5	1847288	50	73.3
19	MC 1,5/19-STF-3,5	1847291	50	76.8
20	MC 1,5/20-STF-3,5	1847301	50	80.3



Technical data

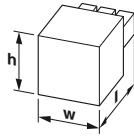
Connection system / type of contact		MINI COMBICON / Female connector		
Locking		Screw flange		
Connection capacity				
Solid / stranded	[mm ²]	0.14 - 1.5 / 0.14 - 1.5		
Stranded with ferrules without plastic sleeve	[mm ²]	0.25 - 1.5		
Stranded with ferrules with plastic sleeve	[mm ²]	0.25 - 0.5		
2 conductors with same cross section solid / stranded	[mm ²]	0.08 - 0.5 / 0.08 - 0.75		
2 conductors with same cross section, stranded, with ferrule without plastic sleeve	[mm ²]	0.25 - 0.34		
2 conductors with same cross section, stranded, with TWIN ferrules with plastic sleeve	[mm ²]	0.5 - 0.5		
Conductor cross section AWG/kcmil		28 - 16		
Stripping length		7		
Tightening torque		0.22 - 0.25		
Electrical parameters				
Rated current / conductor cross section	[A] / [mm ²]	8 / 1.5		
Surge voltage category/degree of pollution		III/3	III/2	II/2
Rated insulation voltage	[V]	160	160	320
Rated surge voltage	[kV]	2.5	2.5	2.5
Approval data (UL/CUL)				
Use Group		B	C	D
Nominal voltage/current		300 / 8 - 300 / 8		
AWG		30-14 - 30-14		
Approval data (CSA)				
Use Group		B	C	D
Nominal voltage/current		300 / 8 - 300 / 8		
AWG		28-16 - 28-16		
General data				
Type of insulation material / insulation material group		PA / I		
Inflammability class in acc. with UL 94		V0		

PCB connectors

Conductor cross section up to 1.5 mm² (AWG 16)

PCB plug, Screw connection with tension sleeve, Pitch: 3.81 mm

MC 1,5/...-STF



Dimensions	[mm]
Length l	16.1
Height h	11.1



Ordering data

No. of pos.	Type	Order No.	Pcs./ Pkt.	Width w [mm]
2	MC 1,5/ 2-STF-3,81	1827703	250	18.01
3	MC 1,5/ 3-STF-3,81	1827716	250	21.82
4	MC 1,5/ 4-STF-3,81	1827729	250	25.63
5	MC 1,5/ 5-STF-3,81	1827732	250	29.44
6	MC 1,5/ 6-STF-3,81	1827745	50	33.25
7	MC 1,5/ 7-STF-3,81	1827758	50	37.06
8	MC 1,5/ 8-STF-3,81	1827761	50	40.87
9	MC 1,5/ 9-STF-3,81	1827774	50	44.68
10	MC 1,5/10-STF-3,81	1827787	50	48.49
11	MC 1,5/11-STF-3,81	1827790	50	52.3
12	MC 1,5/12-STF-3,81	1827800	50	56.11
13	MC 1,5/13-STF-3,81	1827813	50	59.92
14	MC 1,5/14-STF-3,81	1827826	50	63.73
15	MC 1,5/15-STF-3,81	1827839	50	67.54
16	MC 1,5/16-STF-3,81	1827842	50	71.35
17	MC 1,5/17-STF-3,81	1848481	50	75.16
18	MC 1,5/18-STF-3,81	1848478	50	78.97
19	MC 1,5/19-STF-3,81	1848465	50	82.78
20	MC 1,5/20-STF-3,81	1848452	50	86.59

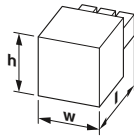


Technical data

Connection system / type of contact	MINI COMBICON / Female connector		
Locking	Screw flange		
Connection capacity			
Solid / stranded	[mm ²]	0.14 - 1.5 / 0.14 - 1.5	
Stranded with ferrules without plastic sleeve	[mm ²]	0.25 - 1.5	
Stranded with ferrules with plastic sleeve	[mm ²]	0.25 - 0.5	
2 conductors with same cross section solid / stranded	[mm ²]	0.08 - 0.5 / 0.08 - 0.75	
2 conductors with same cross section, stranded, with ferrule without plastic sleeve	[mm ²]	0.25 - 0.34	
2 conductors with same cross section, stranded, with TWIN ferrules with plastic sleeve	[mm ²]	0.5 - 0.5	
Conductor cross section AWG/kcmil	28 - 16		
Stripping length	[mm]	7	
Tightening torque	[Nm]	0.22 - 0.25	
Electrical parameters			
Rated current / conductor cross section	[A] / [mm ²]	8 / 1.5	
Surge voltage category/degree of pollution		III/3	III / 2 II / 2
Rated insulation voltage	[V]	160	160 320
Rated surge voltage	[kV]	2.5	2.5 2.5
Approval data (UL/CUL)			
Use Group		B	C D
Nominal voltage/current	[V] / [A]	300 / 8	- 300 / 8
AWG		30-14	- 30-14
Approval data (CSA)			
Use Group		B	C D
Nominal voltage/current	[V] / [A]	300 / 8	- 300 / 8
AWG		28-16	- 28-16
General data			
Type of insulation material / insulation material group	PA / I		
Inflammability class in acc. with UL 94	V0		

PCB plug, Screw connection with tension sleeve, Pitch: 3.5 mm

MC 1,5/...-ST-LR



Dimensions	[mm]
Length l	27.5
Height h	13.6



Ordering data

No. of pos.	Type	Order No.	Pcs./ Pkt.	Width w [mm]
2	MC 1,5/ 2-ST-3,5-LR	1816852	50	13.8
3	MC 1,5/ 3-ST-3,5-LR	1816865	50	17.3
4	MC 1,5/ 4-ST-3,5-LR	1816878	50	20.8
5	MC 1,5/ 5-ST-3,5-LR	1816881	50	24.3
6	MC 1,5/ 6-ST-3,5-LR	1816894	50	27.8
7	MC 1,5/ 7-ST-3,5-LR	1816904	50	31.3
8	MC 1,5/ 8-ST-3,5-LR	1816917	50	34.8
9	MC 1,5/ 9-ST-3,5-LR	1816920	50	38.3
10	MC 1,5/10-ST-3,5-LR	1816933	50	41.8
11	MC 1,5/11-ST-3,5-LR	1816946	50	45.3
12	MC 1,5/12-ST-3,5-LR	1816959	50	48.8
13	MC 1,5/13-ST-3,5-LR	1816962	50	52.3
14	MC 1,5/14-ST-3,5-LR	1816975	50	55.8
15	MC 1,5/15-ST-3,5-LR	1816988	50	59.3
16	MC 1,5/16-ST-3,5-LR	1816991	50	62.8
17	MC 1,5/17-ST-3,5-LR	1817000	50	66.3
18	MC 1,5/18-ST-3,5-LR	1817013	50	69.8
19	MC 1,5/19-ST-3,5-LR	1817026	50	73.3
20	MC 1,5/20-ST-3,5-LR	1817039	50	76.8

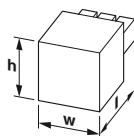


Technical data

Connection system / type of contact	MINI COMBICON / Female connector		
Locking	Lock & Release ejector lever		
Connection capacity			
Solid / stranded	[mm ²]	0.14 - 1.5 / 0.14 - 1.5	
Stranded with ferrules without plastic sleeve	[mm ²]	0.25 - 1.5	
Stranded with ferrules with plastic sleeve	[mm ²]	0.25 - 0.5	
2 conductors with same cross section solid / stranded	[mm ²]	0.08 - 0.5 / 0.08 - 0.75	
2 conductors with same cross section, stranded, with ferrule without plastic sleeve	[mm ²]	0.25 - 0.34	
2 conductors with same cross section, stranded, with TWIN ferrules with plastic sleeve	[mm ²]	0.5 - 0.5	
Conductor cross section AWG/kcmil	28 - 16		
Stripping length	[mm]	7	
Tightening torque	[Nm]	0.22 - 0.25	
Electrical parameters			
Rated current / conductor cross section	[A] / [mm ²]	8 / 1.5	
Surge voltage category/degree of pollution		III/3	III / 2 II / 2
Rated insulation voltage	[V]	160	160 320
Rated surge voltage	[kV]	2.5	2.5 2.5
Approval data (UL/CUL)			
Use Group		B	C D
Nominal voltage/current	[V] / [A]	300 / 8	- 300 / 8
AWG		30-14	- 30-14
General data			
Type of insulation material / insulation material group	PA / I		
Inflammability class in acc. with UL 94	V0		

PCB plug, Screw connection with tension sleeve, Pitch: 3.81 mm

MC 1,5/...-ST-LR



Dimensions	[mm]
Length l	27.5
Height h	13.6



Ordering data

No. of pos.	Type	Order No.	Pcs./ Pkt.	Width w [mm]
2	MC 1,5/ 2-ST-3,81-LR	1817042	50	14.51
3	MC 1,5/ 3-ST-3,81-LR	1817055	50	18.32
4	MC 1,5/ 4-ST-3,81-LR	1817068	50	22.13
5	MC 1,5/ 5-ST-3,81-LR	1817071	50	25.94
6	MC 1,5/ 6-ST-3,81-LR	1817084	50	29.75
7	MC 1,5/ 7-ST-3,81-LR	1817097	50	33.56
8	MC 1,5/ 8-ST-3,81-LR	1817107	50	37.37
9	MC 1,5/ 9-ST-3,81-LR	1817110	50	41.18
10	MC 1,5/10-ST-3,81-LR	1817123	50	44.99
11	MC 1,5/11-ST-3,81-LR	1817136	50	48.8
12	MC 1,5/12-ST-3,81-LR	1817149	50	52.61
13	MC 1,5/13-ST-3,81-LR	1817152	50	56.42
14	MC 1,5/14-ST-3,81-LR	1817165	50	60.23
15	MC 1,5/15-ST-3,81-LR	1817178	50	64.04
16	MC 1,5/16-ST-3,81-LR	1817181	50	67.85
17	MC 1,5/17-ST-3,81-LR	1817194	50	71.66
18	MC 1,5/18-ST-3,81-LR	1817204	50	75.47
19	MC 1,5/19-ST-3,81-LR	1817217	50	79.28
20	MC 1,5/20-ST-3,81-LR	1817220	50	83.09

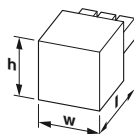


Technical data

Connection system / type of contact		MINI COMBICON / Female connector		
Locking		Lock & Release ejector lever		
Connection capacity				
Solid / stranded	[mm ²]	0.14 - 1.5 / 0.14 - 1.5		
Stranded with ferrules without plastic sleeve	[mm ²]	0.25 - 1.5		
Stranded with ferrules with plastic sleeve	[mm ²]	0.25 - 0.5		
2 conductors with same cross section solid / stranded	[mm ²]	0.08 - 0.5 / 0.08 - 0.75		
2 conductors with same cross section, stranded, with ferrule without plastic sleeve	[mm ²]	0.25 - 0.34		
2 conductors with same cross section, stranded, with TWIN ferrules with plastic sleeve	[mm ²]	0.5 - 0.5		
Conductor cross section AWG/kcmil		28 - 16		
Stripping length		[mm]	7	
Tightening torque		[Nm]	0.22 - 0.25	
Electrical parameters				
Rated current / conductor cross section		[A] / [mm ²]	8 / 1.5	
Surge voltage category/degree of pollution			III / 3	III / 2
Rated insulation voltage		[V]	160	160
Rated surge voltage		[kV]	2.5	2.5
Approval data (UL/CUL)				
Use Group			B	C
Nominal voltage/current		[V] / [A]	300 / 8	300 / 8
AWG			30-14	30-14
General data				
Type of insulation material / insulation material group			PA / I	
Inflammability class in acc. with UL 94			V0	

PCB plug, Screw connection with tension sleeve, Pitch: 3.5 mm

MC 1,5/...-STZ



Dimensions	[mm]
Length l	41
Height h	11.6



Ordering data

No. of pos.	Type	Order No.	Pcs./ Pkt.	Width w [mm]
3	MC 1,5/ 3-STZ1-3,5	1768871	50	10.5
4	MC 1,5/ 4-STZ1-3,5	1767500	50	14
5	MC 1,5/ 5-STZ2-3,5	1767623	50	17.5
6	MC 1,5/ 6-STZ2-3,5	1767610	50	21
7	MC 1,5/ 7-STZ2-3,5	1768884	50	24.5
8	MC 1,5/ 8-STZ3-3,5	1765599	50	28
9	MC 1,5/ 9-STZ3-3,5	1768897	50	31.5
10	MC 1,5/10-STZ4-3,5	1766255	50	35
11	MC 1,5/11-STZ4-3,5	1768907	50	38.5
12	MC 1,5/12-STZ4-3,5	1768910	50	42



Technical data

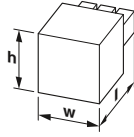
Connection system / type of contact		MINI COMBICON / Female connector		
Locking		without		
Connection capacity				
Solid / stranded	[mm ²]	0.14 - 1.5 / 0.14 - 1.5		
Stranded with ferrules without plastic sleeve	[mm ²]	0.25 - 1.5		
Stranded with ferrules with plastic sleeve	[mm ²]	0.25 - 0.5		
2 conductors with same cross section solid / stranded	[mm ²]	0.08 - 0.5 / 0.08 - 0.75		
2 conductors with same cross section, stranded, with ferrule without plastic sleeve	[mm ²]	0.25 - 0.34		
2 conductors with same cross section, stranded, with TWIN ferrules with plastic sleeve	[mm ²]	0.5 - 0.5		
Conductor cross section AWG/kcmil		28 - 16		
Stripping length		[mm]	7	
Tightening torque		[Nm]	0.22 - 0.25	
Electrical parameters				
Rated current / conductor cross section		[A] / [mm ²]	8 / 1.5	
Surge voltage category/degree of pollution			III / 3	III / 2
Rated insulation voltage		[V]	160	160
Rated surge voltage		[kV]	2.5	2.5
Approval data (UL/CUL)				
Use Group			B	C
Nominal voltage/current		[V] / [A]	300 / 8	300 / 8
AWG			30-14	30-14
General data				
Type of insulation material / insulation material group			PA / I	
Inflammability class in acc. with UL 94			V0	

PCB connectors

Conductor cross section up to 1.5 mm² (AWG 16)

PCB plug, Screw connection with tension sleeve, Pitch: 3.81 mm

MC 1,5/...-STZ



Dimensions	[mm]
Length l	41
Height h	11.6



Ordering data

No. of pos.	Type	Order No.	Pcs./ Pkt.	Width w [mm]
3	MC 1,5/ 3-STZ1-3,81	1768923	50	12.22
4	MC 1,5/ 4-STZ1-3,81	1767461	50	16.03
5	MC 1,5/ 5-STZ2-3,81	1768936	50	19.84
6	MC 1,5/ 6-STZ2-3,81	1767694	50	23.65
7	MC 1,5/ 7-STZ2-3,81	1768949	50	27.46
8	MC 1,5/ 8-STZ3-3,81	1768952	50	31.27
9	MC 1,5/ 9-STZ3-3,81	1767665	50	35.08
10	MC 1,5/10-STZ4-3,81	1767209	50	38.89
11	MC 1,5/11-STZ4-3,81	1768965	50	42.7
12	MC 1,5/12-STZ2-3,81	1759657	50	46.51
12	MC 1,5/12-STZ4-3,81	1768978	50	46.51
13	MC 1,5/13-STZ4-3,81	1765557	50	50.32

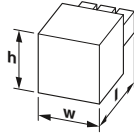


Technical data

Connection system / type of contact	MINI COMBICON / Female connector		
Locking	without		
Connection capacity			
Solid / stranded	[mm ²]	0.14 - 1.5 / 0.14 - 1.5	
Stranded with ferrules without plastic sleeve	[mm ²]	0.25 - 1.5	
Stranded with ferrules with plastic sleeve	[mm ²]	0.25 - 0.5	
2 conductors with same cross section solid / stranded	[mm ²]	0.08 - 0.5 / 0.08 - 0.75	
2 conductors with same cross section, stranded, with ferrule without plastic sleeve	[mm ²]	0.25 - 0.34	
2 conductors with same cross section, stranded, with TWIN ferrules with plastic sleeve	[mm ²]	0.5 - 0.5	
Conductor cross section AWG/kcmil	28 - 16		
Stripping length	[mm]	7	
Tightening torque	[Nm]	0.22 - 0.25	
Electrical parameters			
Rated current / conductor cross section	[A] / [mm ²]	8 / 1.5	
Surge voltage category/degree of pollution		III/3	III/2
Rated insulation voltage	[V]	160	160
Rated surge voltage	[kV]	2.5	2.5
Approval data (UL/CUL)			
Use Group		B	C
Nominal voltage/current	[V] / [A]	300 / 8	300 / 8
AWG		30-14	30-14
General data			
Type of insulation material / insulation material group	PA / I		
Inflammability class in acc. with UL 94	V0		

PCB plug, Screw connection with tension sleeve, Pitch: 3.5 mm

MCVR 1,5/...-ST



Dimensions	[mm]
Length l	10.4
Height h	19.1



Ordering data

No. of pos.	Type	Order No.	Pcs./ Pkt.	Width w [mm]
2	MCVR 1,5/ 2-ST-3,5	1863152	250	7.8
3	MCVR 1,5/ 3-ST-3,5	1863165	250	11.3
4	MCVR 1,5/ 4-ST-3,5	1863178	250	14.8
5	MCVR 1,5/ 5-ST-3,5	1863181	250	18.3
6	MCVR 1,5/ 6-ST-3,5	1863194	50	21.8
7	MCVR 1,5/ 7-ST-3,5	1863204	50	25.3
8	MCVR 1,5/ 8-ST-3,5	1863217	50	28.8
9	MCVR 1,5/ 9-ST-3,5	1863220	50	32.3
10	MCVR 1,5/10-ST-3,5	1863233	50	35.8
11	MCVR 1,5/11-ST-3,5	1863246	50	39.3
12	MCVR 1,5/12-ST-3,5	1863259	50	42.8
13	MCVR 1,5/13-ST-3,5	1863262	50	46.3
14	MCVR 1,5/14-ST-3,5	1863275	50	49.8
15	MCVR 1,5/15-ST-3,5	1863288	50	53.3
16	MCVR 1,5/16-ST-3,5	1863291	50	56.8

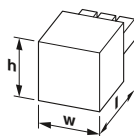


Technical data

Connection system / type of contact	MINI COMBICON / Female connector		
Locking	without		
Connection capacity			
Solid / stranded	[mm ²]	0.14 - 1.5 / 0.14 - 1.5	
Stranded with ferrules without plastic sleeve	[mm ²]	0.25 - 1.5	
Stranded with ferrules with plastic sleeve	[mm ²]	0.25 - 0.5	
2 conductors with same cross section solid / stranded	[mm ²]	0.08 - 0.5 / 0.08 - 0.75	
2 conductors with same cross section, stranded, with ferrule without plastic sleeve	[mm ²]	0.25 - 0.34	
2 conductors with same cross section, stranded, with TWIN ferrules with plastic sleeve	[mm ²]	0.5 - 0.5	
Conductor cross section AWG/kcmil	28 - 16		
Stripping length	[mm]	7	
Tightening torque	[Nm]	0.22 - 0.25	
Electrical parameters			
Rated current / conductor cross section	[A] / [mm ²]	8 / 1.5	
Surge voltage category/degree of pollution		III/3	III/2
Rated insulation voltage	[V]	160	160
Rated surge voltage	[kV]	2.5	2.5
Approval data (UL/CUL)			
Use Group		B	C
Nominal voltage/current	[V] / [A]	300 / 8	300 / 8
AWG		30-14	30-14
General data			
Type of insulation material / insulation material group	PA / I		
Inflammability class in acc. with UL 94	V0		

PCB plug, Screw connection with tension sleeve, Pitch: 3.81 mm

MCVR 1,5/...-ST



Dimensions	[mm]
Length l	10.4
Height h	19.1



Ordering data

No. of pos.	Type	Order No.	Pcs./ Pkt.	Width w [mm]
2	MCVR 1,5/ 2-ST-3,81	1827127	250	8.41
3	MCVR 1,5/ 3-ST-3,81	1827130	250	11.92
4	MCVR 1,5/ 4-ST-3,81	1827143	250	15.73
5	MCVR 1,5/ 5-ST-3,81	1827156	250	19.54
6	MCVR 1,5/ 6-ST-3,81	1827169	50	23.35
7	MCVR 1,5/ 7-ST-3,81	1827172	50	27.16
8	MCVR 1,5/ 8-ST-3,81	1827185	50	30.97
9	MCVR 1,5/ 9-ST-3,81	1827198	50	34.78
10	MCVR 1,5/10-ST-3,81	1827208	50	38.59
11	MCVR 1,5/11-ST-3,81	1827211	50	42.4
12	MCVR 1,5/12-ST-3,81	1827224	50	46.21
13	MCVR 1,5/13-ST-3,81	1827237	50	50.02
14	MCVR 1,5/14-ST-3,81	1827240	50	53.83
15	MCVR 1,5/15-ST-3,81	1827253	50	57.64
16	MCVR 1,5/16-ST-3,81	1827266	50	61.45

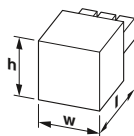


Technical data

Connection system / type of contact		MINI COMBICON / Female connector		
Locking		without		
Connection capacity				
Solid / stranded	[mm ²]	0.14 - 1.5 / 0.14 - 1.5		
Stranded with ferrules without plastic sleeve	[mm ²]	0.25 - 1.5		
Stranded with ferrules with plastic sleeve	[mm ²]	0.25 - 0.5		
2 conductors with same cross section solid / stranded	[mm ²]	0.08 - 0.5 / 0.08 - 0.75		
2 conductors with same cross section, stranded, with ferrule without plastic sleeve	[mm ²]	0.25 - 0.34		
2 conductors with same cross section, stranded, with TWIN ferrules with plastic sleeve	[mm ²]	0.5 - 0.5		
Conductor cross section AWG/kcmil		28 - 16		
Stripping length		7		
Tightening torque		0.22 - 0.25		
Electrical parameters				
Rated current / conductor cross section [A] / [mm ²]		8 / 1.5		
Surge voltage category/degree of pollution		III/3	III/2	II/2
Rated insulation voltage [V]		160	160	320
Rated surge voltage [kV]		2.5	2.5	2.5
Approval data (UL/CUL)				
Use Group		B	C	D
Nominal voltage/current [V] / [A]		300 / 8	-	300 / 8
AWG		30-14	-	30-14
Approval data (CSA)				
Use Group		B	C	D
Nominal voltage/current [V] / [A]		300 / 8	-	300 / 8
AWG		28-16	-	28-16
General data				
Type of insulation material / insulation material group		PA / I		
Inflammability class in acc. with UL 94		V0		

PCB plug, Screw connection with tension sleeve, Pitch: 3.5 mm

MCVR 1,5/...STF



Dimensions	[mm]
Length l	10.4
Height h	19.1



Ordering data

No. of pos.	Type	Order No.	Pcs./ Pkt.	Width w [mm]
2	MCVR 1,5/ 2-STF-3,5	1863301	50	17.4
3	MCVR 1,5/ 3-STF-3,5	1863314	50	20.9
4	MCVR 1,5/ 4-STF-3,5	1863327	50	24.4
5	MCVR 1,5/ 5-STF-3,5	1863330	50	27.9
6	MCVR 1,5/ 6-STF-3,5	1863343	50	31.4
7	MCVR 1,5/ 7-STF-3,5	1863356	50	34.9
8	MCVR 1,5/ 8-STF-3,5	1863369	50	38.4
9	MCVR 1,5/ 9-STF-3,5	1863372	50	41.9
10	MCVR 1,5/10-STF-3,5	1863385	50	45.4
11	MCVR 1,5/11-STF-3,5	1863398	50	48.9
12	MCVR 1,5/12-STF-3,5	1863408	50	52.4
13	MCVR 1,5/13-STF-3,5	1863411	50	55.9
14	MCVR 1,5/14-STF-3,5	1863424	50	59.4
15	MCVR 1,5/15-STF-3,5	1863437	50	62.9
16	MCVR 1,5/16-STF-3,5	1863440	50	66.4
17	MCVR 1,5/17-STF-3,5	1819774	50	69.9
18	MCVR 1,5/18-STF-3,5	1833615	50	73.4



Technical data

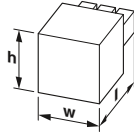
Connection system / type of contact		MINI COMBICON / Female connector		
Locking		Screw flange		
Connection capacity				
Solid / stranded	[mm ²]	0.14 - 1.5 / 0.14 - 1.5		
Stranded with ferrules without plastic sleeve	[mm ²]	0.25 - 1.5		
Stranded with ferrules with plastic sleeve	[mm ²]	0.25 - 0.5		
2 conductors with same cross section solid / stranded	[mm ²]	0.08 - 0.5 / 0.08 - 0.75		
2 conductors with same cross section, stranded, with ferrule without plastic sleeve	[mm ²]	0.25 - 0.34		
2 conductors with same cross section, stranded, with TWIN ferrules with plastic sleeve	[mm ²]	0.5 - 0.5		
Conductor cross section AWG/kcmil		28 - 16		
Stripping length		7		
Tightening torque		0.22 - 0.25		
Electrical parameters				
Rated current / conductor cross section [A] / [mm ²]		8 / 1.5		
Surge voltage category/degree of pollution		III/3	III/2	II/2
Rated insulation voltage [V]		160	160	320
Rated surge voltage [kV]		2.5	2.5	2.5
Approval data (UL/CUL)				
Use Group		B	C	D
Nominal voltage/current [V] / [A]		300 / 8	-	300 / 8
AWG		30-14	-	30-14
General data				
Type of insulation material / insulation material group		PA / I		
Inflammability class in acc. with UL 94		V0		

PCB connectors

Conductor cross section up to 1.5 mm² (AWG 16)

PCB plug, Screw connection with tension sleeve, Pitch: 3.81 mm

MCVR 1,5/...-STF



Dimensions	[mm]
Length l	10.4
Height h	19.1



Ordering data

No. of pos.	Type	Order No.	Pcs./ Pkt.	Width w [mm]
2	MCVR 1,5/ 2-STF-3,81	1828346	50	18.01
3	MCVR 1,5/ 3-STF-3,81	1828359	50	21.82
4	MCVR 1,5/ 4-STF-3,81	1828362	50	25.63
5	MCVR 1,5/ 5-STF-3,81	1828375	50	29.44
6	MCVR 1,5/ 6-STF-3,81	1828388	50	33.25
7	MCVR 1,5/ 7-STF-3,81	1828391	50	37.06
8	MCVR 1,5/ 8-STF-3,81	1828401	50	40.87
9	MCVR 1,5/ 9-STF-3,81	1828414	50	44.68
10	MCVR 1,5/10-STF-3,81	1828427	50	48.49
11	MCVR 1,5/11-STF-3,81	1828430	50	52.3
12	MCVR 1,5/12-STF-3,81	1828443	50	56.11
13	MCVR 1,5/13-STF-3,81	1828456	50	59.92
14	MCVR 1,5/14-STF-3,81	1828469	50	63.73
15	MCVR 1,5/15-STF-3,81	1828472	50	67.54
16	MCVR 1,5/16-STF-3,81	1828485	50	71.35

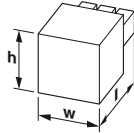


Technical data

Connection system / type of contact	MINI COMBICON / Female connector		
Locking	Screw flange		
Connection capacity			
Solid / stranded	[mm ²]	0.14 - 1.5 / 0.14 - 1.5	
Stranded with ferrules without plastic sleeve	[mm ²]	0.25 - 1.5	
Stranded with ferrules with plastic sleeve	[mm ²]	0.25 - 0.5	
2 conductors with same cross section solid / stranded	[mm ²]	0.08 - 0.5 / 0.08 - 0.75	
2 conductors with same cross section, stranded, with ferrule without plastic sleeve	[mm ²]	0.25 - 0.34	
2 conductors with same cross section, stranded, with TWIN ferrules with plastic sleeve	[mm ²]	0.5 - 0.5	
Conductor cross section AWG/kcmil	28 - 16		
Stripping length	[mm]	7	
Tightening torque	[Nm]	0.22 - 0.25	
Electrical parameters			
Rated current / conductor cross section	[A] / [mm ²]	8 / 1.5	
Surge voltage category/degree of pollution		III/3	III/2 II/2
Rated insulation voltage	[V]	160	160 320
Rated surge voltage	[kV]	2.5	2.5 2.5
Approval data (UL/CUL)			
Use Group		B	C D
Nominal voltage/current	[V] / [A]	300 / 8	- 300 / 8
AWG		30-14	- 30-14
Approval data (CSA)			
Use Group		B	C D
Nominal voltage/current	[V] / [A]	300 / 8	- 300 / 8
AWG		28-16	- 28-16
General data			
Type of insulation material / insulation material group	PA / I		
Inflammability class in acc. with UL 94	V0		

PCB plug, Screw connection with tension sleeve, Pitch: 3.5 mm

MCVW 1,5/...-ST



Dimensions	[mm]
Length l	10.4
Height h	19.1



Ordering data

No. of pos.	Type	Order No.	Pcs./ Pkt.	Width w [mm]
2	MCVW 1,5/ 2-ST-3,5	1862852	250	7.8
3	MCVW 1,5/ 3-ST-3,5	1862865	250	11.3
4	MCVW 1,5/ 4-ST-3,5	1862878	250	14.8
5	MCVW 1,5/ 5-ST-3,5	1862881	250	18.3
6	MCVW 1,5/ 6-ST-3,5	1862894	50	21.8
7	MCVW 1,5/ 7-ST-3,5	1862904	50	25.3
8	MCVW 1,5/ 8-ST-3,5	1862917	50	28.8
9	MCVW 1,5/ 9-ST-3,5	1862920	50	32.3
10	MCVW 1,5/10-ST-3,5	1862933	50	35.8
11	MCVW 1,5/11-ST-3,5	1862946	50	39.3
12	MCVW 1,5/12-ST-3,5	1862959	50	42.8
13	MCVW 1,5/13-ST-3,5	1862962	50	46.3
14	MCVW 1,5/14-ST-3,5	1862975	50	49.8
15	MCVW 1,5/15-ST-3,5	1862988	50	53.3
16	MCVW 1,5/16-ST-3,5	1862991	50	56.8



Technical data

Connection system / type of contact	MINI COMBICON / Female connector		
Locking	without		
Connection capacity			
Solid / stranded	[mm ²]	0.14 - 1.5 / 0.14 - 1.5	
Stranded with ferrules without plastic sleeve	[mm ²]	0.25 - 1.5	
Stranded with ferrules with plastic sleeve	[mm ²]	0.25 - 0.5	
2 conductors with same cross section solid / stranded	[mm ²]	0.08 - 0.5 / 0.08 - 0.75	
2 conductors with same cross section, stranded, with ferrule without plastic sleeve	[mm ²]	0.25 - 0.34	
2 conductors with same cross section, stranded, with TWIN ferrules with plastic sleeve	[mm ²]	0.5 - 0.5	
Conductor cross section AWG/kcmil	28 - 16		
Stripping length	[mm]	7	
Tightening torque	[Nm]	0.22 - 0.25	
Electrical parameters			
Rated current / conductor cross section	[A] / [mm ²]	8 / 1.5	
Surge voltage category/degree of pollution		III/3	III/2 II/2
Rated insulation voltage	[V]	160	160 320
Rated surge voltage	[kV]	2.5	2.5 2.5
Approval data (UL/CUL)			
Use Group		B	C D
Nominal voltage/current	[V] / [A]	300 / 8	- 300 / 8
AWG		30-14	- 30-14
General data			
Type of insulation material / insulation material group	PA / I		
Inflammability class in acc. with UL 94	V0		

PCB plug, Screw connection with tension sleeve, Pitch: 3.81 mm

MCVW 1,5/...-ST



Dimensions	[mm]
Length l	10.4
Height h	19.15



Ordering data

No. of pos.	Type	Order No.	Pcs./ Pkt.	Width w [mm]
2	MCVW 1,5/ 2-ST-3,81	1826979	250	8.41
3	MCVW 1,5/ 3-ST-3,81	1826982	250	12.22
4	MCVW 1,5/ 4-ST-3,81	1826995	250	16.03
5	MCVW 1,5/ 5-ST-3,81	1827004	250	19.84
6	MCVW 1,5/ 6-ST-3,81	1827017	50	23.65
7	MCVW 1,5/ 7-ST-3,81	1827020	50	27.46
8	MCVW 1,5/ 8-ST-3,81	1827033	50	31.27
9	MCVW 1,5/ 9-ST-3,81	1827046	50	35.08
10	MCVW 1,5/10-ST-3,81	1827059	50	38.89
11	MCVW 1,5/11-ST-3,81	1827062	50	42.7
12	MCVW 1,5/12-ST-3,81	1827075	50	46.51
13	MCVW 1,5/13-ST-3,81	1827088	50	50.32
14	MCVW 1,5/14-ST-3,81	1827091	50	54.13
15	MCVW 1,5/15-ST-3,81	1827101	50	57.94
16	MCVW 1,5/16-ST-3,81	1827114	50	61.75

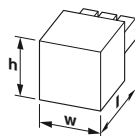


Technical data

Connection system / type of contact		MINI COMBICON / Female connector		
Locking		without		
Connection capacity				
Solid / stranded	[mm ²]	0.14 - 1.5 / 0.14 - 1.5		
Stranded with ferrules without plastic sleeve	[mm ²]	0.25 - 1.5		
Stranded with ferrules with plastic sleeve	[mm ²]	0.25 - 0.5		
2 conductors with same cross section solid / stranded	[mm ²]	0.08 - 0.5 / 0.08 - 0.75		
2 conductors with same cross section, stranded, with ferrule without plastic sleeve	[mm ²]	0.25 - 0.34		
2 conductors with same cross section, stranded, with TWIN ferrules with plastic sleeve	[mm ²]	0.5 - 0.5		
Conductor cross section AWG/kcmil		28 - 16		
Stripping length		7		
Tightening torque		0.22 - 0.25		
Electrical parameters				
Rated current / conductor cross section [A] / [mm ²]		8 / 1.5		
Surge voltage category/degree of pollution		III/3	III/2	II/2
Rated insulation voltage [V]		160	160	320
Rated surge voltage [kV]		2.5	2.5	2.5
Approval data (UL/CUL)				
Use Group		B	C	D
Nominal voltage/current [V] / [A]		300 / 8	-	300 / 8
AWG		30-14	-	30-14
Approval data (CSA)				
Use Group		B	C	D
Nominal voltage/current [V] / [A]		300 / 8	-	300 / 8
AWG		28-16	-	28-16
General data				
Type of insulation material / insulation material group		PA / I		
Inflammability class in acc. with UL 94		V0		

PCB plug, Screw connection with tension sleeve, Pitch: 3.5 mm

MCVW 1,5/...-STF



Dimensions	[mm]
Length l	10.4
Height h	19.1



Ordering data

No. of pos.	Type	Order No.	Pcs./ Pkt.	Width w [mm]
2	MCVW 1,5/ 2-STF-3,5	1863000	50	17.4
3	MCVW 1,5/ 3-STF-3,5	1863013	50	20.9
4	MCVW 1,5/ 4-STF-3,5	1863026	50	24.4
5	MCVW 1,5/ 5-STF-3,5	1863039	50	27.9
6	MCVW 1,5/ 6-STF-3,5	1863042	50	31.4
7	MCVW 1,5/ 7-STF-3,5	1863055	50	34.9
8	MCVW 1,5/ 8-STF-3,5	1863068	50	38.4
9	MCVW 1,5/ 9-STF-3,5	1863071	50	41.9
10	MCVW 1,5/10-STF-3,5	1863084	50	45.4
11	MCVW 1,5/11-STF-3,5	1863097	50	48.9
12	MCVW 1,5/12-STF-3,5	1863107	50	52.4
13	MCVW 1,5/13-STF-3,5	1863110	50	5.9
14	MCVW 1,5/14-STF-3,5	1863123	50	5.4
15	MCVW 1,5/15-STF-3,5	1863136	50	62.9
16	MCVW 1,5/16-STF-3,5	1863149	50	66.4



Technical data

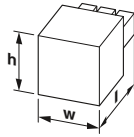
Connection system / type of contact		MINI COMBICON / Female connector		
Locking		Screw flange		
Connection capacity				
Solid / stranded	[mm ²]	0.14 - 1.5 / 0.14 - 1.5		
Stranded with ferrules without plastic sleeve	[mm ²]	0.25 - 1.5		
Stranded with ferrules with plastic sleeve	[mm ²]	0.25 - 0.5		
2 conductors with same cross section solid / stranded	[mm ²]	0.08 - 0.5 / 0.08 - 0.75		
2 conductors with same cross section, stranded, with ferrule without plastic sleeve	[mm ²]	0.25 - 0.34		
2 conductors with same cross section, stranded, with TWIN ferrules with plastic sleeve	[mm ²]	0.5 - 0.5		
Conductor cross section AWG/kcmil		28 - 16		
Stripping length		7		
Tightening torque		0.22 - 0.25		
Electrical parameters				
Rated current / conductor cross section [A] / [mm ²]		8 / 1.5		
Surge voltage category/degree of pollution		III/3	III/2	II/2
Rated insulation voltage [V]		160	160	320
Rated surge voltage [kV]		2.5	2.5	2.5
Approval data (UL/CUL)				
Use Group		B	C	D
Nominal voltage/current [V] / [A]		300 / 8	-	300 / 8
AWG		30-14	-	30-14
General data				
Type of insulation material / insulation material group		PA / I		
Inflammability class in acc. with UL 94		V0		

PCB connectors

Conductor cross section up to 1.5 mm² (AWG 16)

PCB plug, Screw connection with tension sleeve, Pitch: 3.81 mm

MCVW 1,5/...-STF



Dimensions	[mm]
Length l	10.4
Height h	19.1



Ordering data

No. of pos.	Type	Order No.	Pcs./ Pkt.	Width w [mm]
2	MCVW 1,5/ 2-STF-3,81	1828498	50	18.01
3	MCVW 1,5/ 3-STF-3,81	1828508	50	21.82
4	MCVW 1,5/ 4-STF-3,81	1828511	50	25.63
5	MCVW 1,5/ 5-STF-3,81	1828524	50	29.44
6	MCVW 1,5/ 6-STF-3,81	1828537	50	33.25
7	MCVW 1,5/ 7-STF-3,81	1828540	50	37.06
8	MCVW 1,5/ 8-STF-3,81	1828553	50	40.87
9	MCVW 1,5/ 9-STF-3,81	1828566	50	44.68
10	MCVW 1,5/10-STF-3,81	1828579	50	48.49
11	MCVW 1,5/11-STF-3,81	1828582	50	52.3
12	MCVW 1,5/12-STF-3,81	1828595	50	56.11
13	MCVW 1,5/13-STF-3,81	1828605	50	59.92
14	MCVW 1,5/14-STF-3,81	1828618	50	63.73
15	MCVW 1,5/15-STF-3,81	1828621	50	67.54
16	MCVW 1,5/16-STF-3,81	1828634	50	71.35

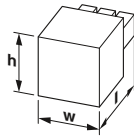


Technical data

Connection system / type of contact	MINI COMBICON / Female connector		
Locking	Screw flange		
Connection capacity			
Solid / stranded	[mm ²]	0.14 - 1.5 / 0.14 - 1.5	
Stranded with ferrules without plastic sleeve	[mm ²]	0.25 - 1.5	
Stranded with ferrules with plastic sleeve	[mm ²]	0.25 - 0.5	
2 conductors with same cross section solid / stranded	[mm ²]	0.08 - 0.5 / 0.08 - 0.75	
2 conductors with same cross section, stranded, with ferrule without plastic sleeve	[mm ²]	0.25 - 0.34	
2 conductors with same cross section, stranded, with TWIN ferrules with plastic sleeve	[mm ²]	0.5 - 0.5	
Conductor cross section AWG/kcmil		28 - 16	
Stripping length	[mm]	7	
Tightening torque	[Nm]	0.22 - 0.25	
Electrical parameters			
Rated current / conductor cross section	[A] / [mm ²]	8 / 1.5	
Surge voltage category/degree of pollution		III/3	III/2 II/2
Rated insulation voltage	[V]	160	160 320
Rated surge voltage	[kV]	2.5	2.5 2.5
Approval data (UL/CUL)			
Use Group		B	C D
Nominal voltage/current	[V] / [A]	300 / 8	- 300 / 8
AWG		30-14	- 30-14
Approval data (CSA)			
Use Group		B	C D
Nominal voltage/current	[V] / [A]	300 / 8	- 300 / 8
AWG		28-16	- 28-16
General data			
Type of insulation material / insulation material group		PA / I	
Inflammability class in acc. with UL 94		V0	

PCB plug, Screw connection with tension sleeve, Pitch: 3.81 mm

IMC 1,5/...-ST



Dimensions	[mm]
Length l	18.45
Height h	11.1



Ordering data

No. of pos.	Type	Order No.	Pcs./ Pkt.	Width w [mm]
2	IMC 1,5/ 2-ST-3,81	1857883	50	8.41
3	IMC 1,5/ 3-ST-3,81	1857896	50	12.22
4	IMC 1,5/ 4-ST-3,81	1857906	50	16.03
5	IMC 1,5/ 5-ST-3,81	1857919	50	19.84
6	IMC 1,5/ 6-ST-3,81	1857922	50	23.65
7	IMC 1,5/ 7-ST-3,81	1857935	50	27.46
8	IMC 1,5/ 8-ST-3,81	1857948	50	31.27
9	IMC 1,5/ 9-ST-3,81	1857951	50	35.08
10	IMC 1,5/10-ST-3,81	1857964	50	38.89
11	IMC 1,5/11-ST-3,81	1857977	50	42.7
12	IMC 1,5/12-ST-3,81	1857980	50	46.51
13	IMC 1,5/13-ST-3,81	1857993	50	50.32
14	IMC 1,5/14-ST-3,81	1858002	50	54.13
15	IMC 1,5/15-ST-3,81	1858015	50	57.94
16	IMC 1,5/16-ST-3,81	1858028	50	61.75



Technical data

Connection system / type of contact	MINI COMBICON / Male connector		
Locking	without		
Connection capacity			
Solid / stranded	[mm ²]	0.14 - 1.5 / 0.14 - 1.5	
Stranded with ferrules without plastic sleeve	[mm ²]	0.25 - 1.5	
Stranded with ferrules with plastic sleeve	[mm ²]	0.25 - 0.5	
2 conductors with same cross section solid / stranded	[mm ²]	0.08 - 0.5 / 0.08 - 0.75	
2 conductors with same cross section, stranded, with ferrule without plastic sleeve	[mm ²]	0.2 - 0.34	
2 conductors with same cross section, stranded, with TWIN ferrules with plastic sleeve	[mm ²]	0.5 - 0.5	
Conductor cross section AWG/kcmil		28 - 16	
Stripping length	[mm]	7	
Tightening torque	[Nm]	0.22 - 0.25	
Electrical parameters			
Rated current / conductor cross section	[A] / [mm ²]	8 / 1.5	
Surge voltage category/degree of pollution		III/3	III/2 II/2
Rated insulation voltage	[V]	160	160 320
Rated surge voltage	[kV]	2.5	2.5 2.5
Approval data (UL/CUL)			
Use Group		B	C D
Nominal voltage/current	[V] / [A]	300 / 8	- 300 / 8
AWG		30-14	- 30-14
General data			
Type of insulation material / insulation material group		PA / I	
Inflammability class in acc. with UL 94		V0	

PCB plug, Screw connection with tension sleeve, Pitch: 3.81 mm

IMC 1,5/..-STGF



Dimensions	[mm]
Length l	17.9
Height h	11.1



Ordering data

No. of pos.	Type	Order No.	Pcs./ Pkt.	Width w [mm]
2	IMC 1,5/ 2-STGF-3,81	1858031	50	18.01
3	IMC 1,5/ 3-STGF-3,81	1858044	50	21.82
4	IMC 1,5/ 4-STGF-3,81	1858057	50	25.63
5	IMC 1,5/ 5-STGF-3,81	1858060	50	29.44
6	IMC 1,5/ 6-STGF-3,81	1858073	50	33.25
7	IMC 1,5/ 7-STGF-3,81	1858086	50	37.06
8	IMC 1,5/ 8-STGF-3,81	1858099	50	40.87
9	IMC 1,5/ 9-STGF-3,81	1858109	50	44.68
10	IMC 1,5/10-STGF-3,81	1858112	50	48.49
11	IMC 1,5/11-STGF-3,81	1858125	50	52.3
12	IMC 1,5/12-STGF-3,81	1858138	50	56.11
13	IMC 1,5/13-STGF-3,81	1858141	50	59.92
14	IMC 1,5/14-STGF-3,81	1858154	50	63.73
15	IMC 1,5/15-STGF-3,81	1858167	50	67.54
16	IMC 1,5/16-STGF-3,81	1858170	50	71.35

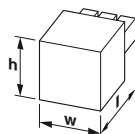


Technical data

Connection system / type of contact		MINI COMBICON / Male connector		
Locking		Threaded flange		
Connection capacity				
Solid / stranded	[mm ²]	0.14 - 1.5 / 0.14 - 1.5		
Stranded with ferrules without plastic sleeve	[mm ²]	0.25 - 1.5		
Stranded with ferrules with plastic sleeve	[mm ²]	0.25 - 0.5		
2 conductors with same cross section solid / stranded	[mm ²]	0.08 - 0.5 / 0.08 - 0.75		
2 conductors with same cross section, stranded, with ferrule without plastic sleeve	[mm ²]	0.2 - 0.34		
2 conductors with same cross section, stranded, with TWIN ferrules with plastic sleeve	[mm ²]	0.5 - 0.5		
Conductor cross section AWG/kcmil		28 - 16		
Stripping length	[mm]	7		
Tightening torque	[Nm]	0.22 - 0.25		
Electrical parameters				
Rated current / conductor cross section	[A] / [mm ²]	8 / 1.5		
Surge voltage category/degree of pollution		III/3	III/2	II/2
Rated insulation voltage	[V]	160	160	320
Rated surge voltage	[kV]	2.5	2.5	2.5
Approval data (UL/CUL)				
Use Group		B	C	D
Nominal voltage/current	[V] / [A]	300 / 8	-	300 / 8
AWG		30-14	-	30-14
General data				
Type of insulation material / insulation material group		PA / I		
Inflammability class in acc. with UL 94		V0		

PCB plug, Front screw connection, Pitch: 3.81 mm

FRONT-MC 1,5/..-ST



Dimensions	[mm]
Length l	21.7
Height h	12.3



Ordering data

No. of pos.	Type	Order No.	Pcs./ Pkt.	Width w [mm]
2	FRONT-MC 1,5/ 2-ST-3,81	1850660	250	8.41
3	FRONT-MC 1,5/ 3-ST-3,81	1850673	250	12.22
4	FRONT-MC 1,5/ 4-ST-3,81	1850686	250	16.03
5	FRONT-MC 1,5/ 5-ST-3,81	1850699	250	19.84
6	FRONT-MC 1,5/ 6-ST-3,81	1850709	50	23.65
7	FRONT-MC 1,5/ 7-ST-3,81	1850712	50	27.46
8	FRONT-MC 1,5/ 8-ST-3,81	1850725	50	31.27
9	FRONT-MC 1,5/ 9-ST-3,81	1850738	50	35.08
10	FRONT-MC 1,5/10-ST-3,81	1850741	50	38.89
11	FRONT-MC 1,5/11-ST-3,81	1850754	50	42.7
12	FRONT-MC 1,5/12-ST-3,81	1850767	50	46.51
13	FRONT-MC 1,5/13-ST-3,81	1850770	50	50.32
14	FRONT-MC 1,5/14-ST-3,81	1850783	50	54.13
15	FRONT-MC 1,5/15-ST-3,81	1850796	50	57.94
16	FRONT-MC 1,5/16-ST-3,81	1850806	50	61.75
17	FRONT-MC 1,5/17-ST-3,81	1850819	50	65.56
18	FRONT-MC 1,5/18-ST-3,81	1850822	50	69.37
19	FRONT-MC 1,5/19-ST-3,81	1850835	50	73.18
20	FRONT-MC 1,5/20-ST-3,81	1850848	50	76.99



Technical data

Connection system / type of contact		MINI COMBICON / Female connector		
Locking		without		
Connection capacity				
Solid / stranded	[mm ²]	0.14 - 1.5 / 0.14 - 1.5		
Stranded with ferrules without plastic sleeve	[mm ²]	0.25 - 1.5		
Stranded with ferrules with plastic sleeve	[mm ²]	0.25 - 0.5		
2 conductors with same cross section solid / stranded	[mm ²]	0.14 - 0.5 / 0.14 - 0.75		
2 conductors with same cross section, stranded, with ferrule without plastic sleeve	[mm ²]	0.25 - 0.34		
2 conductors with same cross section, stranded, with TWIN ferrules with plastic sleeve	[mm ²]	0.5 - 0.5		
Conductor cross section AWG/kcmil		28 - 16		
Stripping length	[mm]	9		
Tightening torque	[Nm]	0.22 - 0.25		
Electrical parameters				
Rated current / conductor cross section	[A] / [mm ²]	8 / 1.5		
Surge voltage category/degree of pollution		III/3	III/2	II/2
Rated insulation voltage	[V]	160	160	320
Rated surge voltage	[kV]	2.5	2.5	2.5
Approval data (UL/CUL)				
Use Group		B	C	D
Nominal voltage/current	[V] / [A]	300 / 8	-	300 / 8
AWG		30-16	-	30-16
Approval data (CSA)				
Use Group		B	C	D
Nominal voltage/current	[V] / [A]	300 / 8	-	300 / 8
AWG		28-16	-	28-16
General data				
Type of insulation material / insulation material group		PA / I		
Inflammability class in acc. with UL 94		V0		

PCB connectors

Conductor cross section up to 1.5 mm² (AWG 16)

PCB plug, Front screw connection, Pitch: 3.81 mm

FRONT-MC 1,5/...-STF



Dimensions	[mm]
Length l	21.7
Height h	12.3



Ordering data

No. of pos.	Type	Order No.	Pcs./ Pkt.	Width w [mm]
2	FRONT-MC 1,5/ 2-STF-3,81	1850851	250	18.01
3	FRONT-MC 1,5/ 3-STF-3,81	1850864	250	21.82
4	FRONT-MC 1,5/ 4-STF-3,81	1850877	250	25.63
5	FRONT-MC 1,5/ 5-STF-3,81	1850880	250	29.44
6	FRONT-MC 1,5/ 6-STF-3,81	1850893	50	33.25
7	FRONT-MC 1,5/ 7-STF-3,81	1850903	50	37.06
8	FRONT-MC 1,5/ 8-STF-3,81	1850916	50	40.87
9	FRONT-MC 1,5/ 9-STF-3,81	1850929	50	44.68
10	FRONT-MC 1,5/10-STF-3,81	1850932	50	48.49
11	FRONT-MC 1,5/11-STF-3,81	1850945	50	52.3
12	FRONT-MC 1,5/12-STF-3,81	1850958	50	56.11
13	FRONT-MC 1,5/13-STF-3,81	1850961	50	59.92
14	FRONT-MC 1,5/14-STF-3,81	1850974	50	63.73
15	FRONT-MC 1,5/15-STF-3,81	1850987	50	67.54
16	FRONT-MC 1,5/16-STF-3,81	1850990	50	71.35
17	FRONT-MC 1,5/17-STF-3,81	1851009	50	75.16
18	FRONT-MC 1,5/18-STF-3,81	1851012	50	78.97
19	FRONT-MC 1,5/19-STF-3,81	1851025	50	82.78
20	FRONT-MC 1,5/20-STF-3,81	1851038	50	86.59

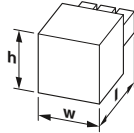



Technical data

Connection system / type of contact	MINI COMBICON / Female connector		
Locking	Screw flange		
Connection capacity			
Solid / stranded	[mm ²]	0.14 - 1.5 / 0.14 - 1.5	
Stranded with ferrules without plastic sleeve	[mm ²]	0.25 - 1.5	
Stranded with ferrules with plastic sleeve	[mm ²]	0.25 - 0.5	
2 conductors with same cross section solid / stranded	[mm ²]	0.14 - 0.5 / 0.14 - 0.75	
2 conductors with same cross section, stranded, with ferrule without plastic sleeve	[mm ²]	0.25 - 0.34	
2 conductors with same cross section, stranded, with TWIN ferrules with plastic sleeve	[mm ²]	0.5 - 0.5	
Conductor cross section AWG/kcmil		28 - 16	
Stripping length	[mm]	9	
Tightening torque	[Nm]	0.22 - 0.25	
Electrical parameters			
Rated current / conductor cross section	[A] / [mm ²]	8 / 1.5	
Surge voltage category/degree of pollution		III/3	III/2 II/2
Rated insulation voltage	[V]	160	160 320
Rated surge voltage	[kV]	2.5	2.5 2.5
Approval data (UL/CUL)			
Use Group		B	C D
Nominal voltage/current	[V] / [A]	300 / 8	- 300 / 8
AWG		30-16	- 30-16
Approval data (CSA)			
Use Group		B	C D
Nominal voltage/current	[V] / [A]	300 / 8	- 300 / 8
AWG		28-16	- 28-16
General data			
Type of insulation material / insulation material group		PA / I	
Inflammability class in acc. with UL 94		V0	

PCB plug, Push-in spring connection, Pitch: 3.5 mm

FK-MCP 1,5/...-ST



Dimensions	[mm]
Length l	21
Height h	12.4



Ordering data

No. of pos.	Type	Order No.	Pcs./ Pkt.	Width w [mm]
2	FK-MCP 1,5/ 2-ST-3,5	1939918	50	7.9
3	FK-MCP 1,5/ 3-ST-3,5	1939921	50	11.4
4	FK-MCP 1,5/ 4-ST-3,5	1939934	50	14.9
5	FK-MCP 1,5/ 5-ST-3,5	1939947	50	18.4
6	FK-MCP 1,5/ 6-ST-3,5	1939950	50	21.9
7	FK-MCP 1,5/ 7-ST-3,5	1939960	50	25.4
8	FK-MCP 1,5/ 8-ST-3,5	1939963	50	28.9
9	FK-MCP 1,5/ 9-ST-3,5	1939976	50	32.4
10	FK-MCP 1,5/10-ST-3,5	1939989	50	35.9
11	FK-MCP 1,5/11-ST-3,5	1939992	50	39.4
12	FK-MCP 1,5/12-ST-3,5	1940004	50	42.9
13	FK-MCP 1,5/13-ST-3,5	1940017	50	46.4
14	FK-MCP 1,5/14-ST-3,5	1940020	50	49.9
15	FK-MCP 1,5/15-ST-3,5	1940033	50	53.4
16	FK-MCP 1,5/16-ST-3,5	1940046	50	56.9
17	FK-MCP 1,5/17-ST-3,5	1940059	50	60.4
18	FK-MCP 1,5/18-ST-3,5	1940062	50	63.9
19	FK-MCP 1,5/19-ST-3,5	1940075	50	67.4
20	FK-MCP 1,5/20-ST-3,5	1940088	50	70.9



Technical data

Connection system / type of contact	MINI COMBICON / Female connector		
Locking	without		
Connection capacity			
Solid / stranded	[mm ²]	0.14 - 1.5 / 0.14 - 1.5	
Stranded with ferrules without plastic sleeve	[mm ²]	0.25 - 1.5	
Stranded with ferrules with plastic sleeve	[mm ²]	0.25 - 0.5	
2 conductors with same cross section solid / stranded	[mm ²]	- / -	
2 conductors with same cross section, stranded, with ferrule without plastic sleeve	[mm ²]	-	
2 conductors with same cross section, stranded, with TWIN ferrules with plastic sleeve	[mm ²]	-	
Conductor cross section AWG/kcmil		26 - 16	
Stripping length	[mm]	9	
Tightening torque	[Nm]	-	
Electrical parameters			
Rated current / conductor cross section	[A] / [mm ²]	8 / 1.5	
Surge voltage category/degree of pollution		III/3	III/2 II/2
Rated insulation voltage	[V]	160	160 320
Rated surge voltage	[kV]	2.5	2.5 2.5
Approval data (UL/CUL)			
Use Group		B	C D
Nominal voltage/current	[V] / [A]	300 / 8	- -
AWG		28-16	- -
General data			
Type of insulation material / insulation material group		PA / I	
Inflammability class in acc. with UL 94		V0	

PCB plug, Push-in spring connection, Pitch: 3.81 mm

FK-MCP 1,5/...-ST



Dimensions	[mm]
Length l	21
Height h	12.4



Ordering data

No. of pos.	Type	Order No.	Pcs./ Pkt.	Width w [mm]
2	FK-MCP 1,5/ 2-ST-3,81	1851041	50	8.41
3	FK-MCP 1,5/ 3-ST-3,81	1851054	50	12.22
4	FK-MCP 1,5/ 4-ST-3,81	1851067	50	16.03
5	FK-MCP 1,5/ 5-ST-3,81	1851070	50	19.84
6	FK-MCP 1,5/ 6-ST-3,81	1851083	50	23.65
7	FK-MCP 1,5/ 7-ST-3,81	1851096	50	27.46
8	FK-MCP 1,5/ 8-ST-3,81	1851106	50	31.27
9	FK-MCP 1,5/ 9-ST-3,81	1851119	50	35.08
10	FK-MCP 1,5/10-ST-3,81	1851122	50	38.89
11	FK-MCP 1,5/11-ST-3,81	1851135	50	42.7
12	FK-MCP 1,5/12-ST-3,81	1851148	50	46.51
13	FK-MCP 1,5/13-ST-3,81	1851151	50	50.32
14	FK-MCP 1,5/14-ST-3,81	1851164	50	54.13
15	FK-MCP 1,5/15-ST-3,81	1851177	50	57.94
16	FK-MCP 1,5/16-ST-3,81	1851180	50	61.75
17	FK-MCP 1,5/17-ST-3,81	1851193	50	65.56
18	FK-MCP 1,5/18-ST-3,81	1851203	50	69.37
19	FK-MCP 1,5/19-ST-3,81	1851216	50	73.18
20	FK-MCP 1,5/20-ST-3,81	1851229	50	76.99

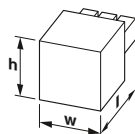


Technical data

Connection system / type of contact		MINI COMBICON / Female connector	
Locking		without	
Connection capacity			
Solid / stranded	[mm ²]	0.14 - 1.5 / 0.14 - 1.5	
Stranded with ferrules without plastic sleeve	[mm ²]	0.25 - 1.5	
Stranded with ferrules with plastic sleeve	[mm ²]	0.25 - 0.75	
2 conductors with same cross section solid / stranded	[mm ²]	- / -	
2 conductors with same cross section, stranded, with ferrule without plastic sleeve	[mm ²]	-	
2 conductors with same cross section, stranded, with TWIN ferrules with plastic sleeve	[mm ²]	-	
Conductor cross section AWG/kcmil		26 - 16	
Stripping length	[mm]	9	
Tightening torque	[Nm]	-	
Electrical parameters			
Rated current / conductor cross section	[A] / [mm ²]	8 / 1.5	
Surge voltage category/degree of pollution		III/3	III / 2 II / 2
Rated insulation voltage	[V]	160	160 320
Rated surge voltage	[kV]	2.5	2.5 2.5
Approval data (UL/CUL)			
Use Group		B	C D
Nominal voltage/current	[V] / [A]	300 / 8	- -
AWG		28-16	- -
Approval data (CSA)			
Use Group		B	C D
Nominal voltage/current	[V] / [A]	300 / 8	- -
AWG		28-16	- -
General data			
Type of insulation material / insulation material group		PA / I	
Inflammability class in acc. with UL 94		V0	

PCB plug, Push-in spring connection, Pitch: 3.5 mm

FK-MCP 1,5/...-STF



Dimensions	[mm]
Length l	20.8
Height h	12.4



Ordering data

No. of pos.	Type	Order No.	Pcs./ Pkt.	Width w [mm]
2	FK-MCP 1,5/ 2-STF-3,5	1940091	50	17.3
3	FK-MCP 1,5/ 3-STF-3,5	1940101	50	20.8
4	FK-MCP 1,5/ 4-STF-3,5	1940114	50	24.3
5	FK-MCP 1,5/ 5-STF-3,5	1940127	50	27.8
6	FK-MCP 1,5/ 6-STF-3,5	1940130	50	31.3
7	FK-MCP 1,5/ 7-STF-3,5	1940143	50	34.8
8	FK-MCP 1,5/ 8-STF-3,5	1940156	50	38.3
9	FK-MCP 1,5/ 9-STF-3,5	1940169	50	41.8
10	FK-MCP 1,5/10-STF-3,5	1940172	50	45.3
11	FK-MCP 1,5/11-STF-3,5	1940185	50	48.8
12	FK-MCP 1,5/12-STF-3,5	1940198	50	52.3
13	FK-MCP 1,5/13-STF-3,5	1940208	50	55.8
14	FK-MCP 1,5/14-STF-3,5	1940211	50	59.3
15	FK-MCP 1,5/15-STF-3,5	1940224	50	62.8
16	FK-MCP 1,5/16-STF-3,5	1940237	50	66.3
17	FK-MCP 1,5/17-STF-3,5	1940240	50	69.8
18	FK-MCP 1,5/18-STF-3,5	1940253	50	73.3
19	FK-MCP 1,5/19-STF-3,5	1940266	50	76.8
20	FK-MCP 1,5/20-STF-3,5	1940279	50	80.3



Technical data

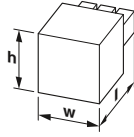
Connection system / type of contact		MINI COMBICON / Female connector	
Locking		Screw flange	
Connection capacity			
Solid / stranded	[mm ²]	0.14 - 1.5 / 0.14 - 1.5	
Stranded with ferrules without plastic sleeve	[mm ²]	0.25 - 1.5	
Stranded with ferrules with plastic sleeve	[mm ²]	0.25 - 0.5	
2 conductors with same cross section solid / stranded	[mm ²]	- / -	
2 conductors with same cross section, stranded, with ferrule without plastic sleeve	[mm ²]	-	
2 conductors with same cross section, stranded, with TWIN ferrules with plastic sleeve	[mm ²]	-	
Conductor cross section AWG/kcmil		26 - 16	
Stripping length	[mm]	9	
Tightening torque	[Nm]	-	
Electrical parameters			
Rated current / conductor cross section	[A] / [mm ²]	8 / 1.5	
Surge voltage category/degree of pollution		III/3	III / 2 II / 2
Rated insulation voltage	[V]	160	160 320
Rated surge voltage	[kV]	2.5	2.5 2.5
Approval data (UL/CUL)			
Use Group		B	C D
Nominal voltage/current	[V] / [A]	300 / 8	- -
AWG		28-16	- -
General data			
Type of insulation material / insulation material group		PA / I	
Inflammability class in acc. with UL 94		V0	

PCB connectors

Conductor cross section up to 1.5 mm² (AWG 16)

PCB plug, Push-in spring connection, Pitch: 3.81 mm

FK-MCP 1,5/...STF



Dimensions	[mm]
Length l	20.8
Height h	12.4



Ordering data

No. of pos.	Type	Order No.	Pcs./ Pkt.	Width w [mm]
2	FK-MCP 1,5/ 2-STF-3,81	1851232	50	18.01
3	FK-MCP 1,5/ 3-STF-3,81	1851245	50	21.82
4	FK-MCP 1,5/ 4-STF-3,81	1851258	50	25.63
5	FK-MCP 1,5/ 5-STF-3,81	1851261	50	29.44
6	FK-MCP 1,5/ 6-STF-3,81	1851274	50	33.25
7	FK-MCP 1,5/ 7-STF-3,81	1851287	50	37.06
8	FK-MCP 1,5/ 8-STF-3,81	1851290	50	40.87
9	FK-MCP 1,5/ 9-STF-3,81	1851300	50	44.68
10	FK-MCP 1,5/10-STF-3,81	1851313	50	48.49
11	FK-MCP 1,5/11-STF-3,81	1851326	50	52.3
12	FK-MCP 1,5/12-STF-3,81	1851339	50	56.11
13	FK-MCP 1,5/13-STF-3,81	1851342	50	59.92
14	FK-MCP 1,5/14-STF-3,81	1851355	50	63.73
15	FK-MCP 1,5/15-STF-3,81	1851368	50	67.54
16	FK-MCP 1,5/16-STF-3,81	1851371	50	71.35
17	FK-MCP 1,5/17-STF-3,81	1851384	50	75.16
18	FK-MCP 1,5/18-STF-3,81	1851397	50	78.97
19	FK-MCP 1,5/19-STF-3,81	1851407	50	82.78
20	FK-MCP 1,5/20-STF-3,81	1851410	50	86.59

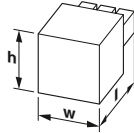


Technical data

Connection system / type of contact	MINI COMBICON / Female connector		
Locking	Screw flange		
Connection capacity			
Solid / stranded	[mm ²]	0.14 - 1.5 / 0.14 - 1.5	
Stranded with ferrules without plastic sleeve	[mm ²]	0.25 - 1.5	
Stranded with ferrules with plastic sleeve	[mm ²]	0.25 - 0.75	
2 conductors with same cross section solid / stranded	[mm ²]	- / -	
2 conductors with same cross section, stranded, with ferrule without plastic sleeve	[mm ²]	-	
2 conductors with same cross section, stranded, with TWIN ferrules with plastic sleeve	[mm ²]	-	
Conductor cross section AWG/kcmil		26 - 16	
Stripping length	[mm]	9	
Tightening torque	[Nm]	-	
Electrical parameters			
Rated current / conductor cross section	[A] / [mm ²]	8 / 1.5	
Surge voltage category/degree of pollution		III/3	III/2
Rated insulation voltage	[V]	160	160
Rated surge voltage	[kV]	2.5	2.5
Approval data (UL/CUL)			
Use Group		B	C
Nominal voltage/current	[V] / [A]	300 / 8	-
AWG		28-16	-
Approval data (CSA)			
Use Group		B	C
Nominal voltage/current	[V] / [A]	300 / 8	-
AWG		28-16	-
General data			
Type of insulation material / insulation material group		PA / I	
Inflammability class in acc. with UL 94		V0	

PCB plug, Push-in spring connection, Pitch: 3.5 mm

FK-MCP 1,5/...ST-LR



Dimensions	[mm]
Length l	27.4
Height h	14.22



Ordering data

No. of pos.	Type	Order No.	Pcs./ Pkt.	Width w [mm]
2	FK-MCP 1,5/ 2-ST-3,5-LR	1817233	50	14.04
3	FK-MCP 1,5/ 3-ST-3,5-LR	1817246	50	17.54
4	FK-MCP 1,5/ 4-ST-3,5-LR	1817259	50	21.04
5	FK-MCP 1,5/ 5-ST-3,5-LR	1817262	50	24.54
6	FK-MCP 1,5/ 6-ST-3,5-LR	1817275	50	28.04
7	FK-MCP 1,5/ 7-ST-3,5-LR	1817288	50	31.54
8	FK-MCP 1,5/ 8-ST-3,5-LR	1817291	50	35.04
9	FK-MCP 1,5/ 9-ST-3,5-LR	1817301	50	38.54
10	FK-MCP 1,5/10-ST-3,5-LR	1817314	50	42.04
11	FK-MCP 1,5/11-ST-3,5-LR	1817327	50	42.04
12	FK-MCP 1,5/12-ST-3,5-LR	1817330	50	49.04
13	FK-MCP 1,5/13-ST-3,5-LR	1817343	50	52.54
14	FK-MCP 1,5/14-ST-3,5-LR	1817356	50	56.04
15	FK-MCP 1,5/15-ST-3,5-LR	1817369	50	59.54
16	FK-MCP 1,5/16-ST-3,5-LR	1817372	50	63.04
17	FK-MCP 1,5/17-ST-3,5-LR	1817385	50	66.54
18	FK-MCP 1,5/18-ST-3,5-LR	1817398	50	70.04
19	FK-MCP 1,5/19-ST-3,5-LR	1817408	50	73.54
20	FK-MCP 1,5/20-ST-3,5-LR	1817411	50	77.04



Technical data

Connection system / type of contact	MINI COMBICON / Female connector		
Locking	Lock & Release ejector lever		
Connection capacity			
Solid / stranded	[mm ²]	0.14 - 1.5 / 0.14 - 1.5	
Stranded with ferrules without plastic sleeve	[mm ²]	0.25 - 1.5	
Stranded with ferrules with plastic sleeve	[mm ²]	0.25 - 0.5	
2 conductors with same cross section solid / stranded	[mm ²]	- / -	
2 conductors with same cross section, stranded, with ferrule without plastic sleeve	[mm ²]	-	
2 conductors with same cross section, stranded, with TWIN ferrules with plastic sleeve	[mm ²]	-	
Conductor cross section AWG/kcmil		26 - 16	
Stripping length	[mm]	9	
Tightening torque	[Nm]	-	
Electrical parameters			
Rated current / conductor cross section	[A] / [mm ²]	8 / 1.5	
Surge voltage category/degree of pollution		III/3	III/2
Rated insulation voltage	[V]	160	160
Rated surge voltage	[kV]	2.5	2.5
Approval data (UL/CUL)			
Use Group		B	C
Nominal voltage/current	[V] / [A]	300 / 8	-
AWG		28-16	-
General data			
Type of insulation material / insulation material group		PA / I	
Inflammability class in acc. with UL 94		V0	

PCB plug, Push-in spring connection, Pitch: 3.81 mm

FK-MCP 1,5/...-ST-LR



Dimensions	[mm]
Length l	27.4
Height h	14.22



Ordering data

No. of pos.	Type	Order No.	Pcs./ Pkt.	Width w [mm]
2	FK-MCP 1,5/ 2-ST-3,81-LR	1817424	50	14.55
3	FK-MCP 1,5/ 3-ST-3,81-LR	1817437	50	18.36
4	FK-MCP 1,5/ 4-ST-3,81-LR	1817440	50	22.17
5	FK-MCP 1,5/ 5-ST-3,81-LR	1817453	50	25.98
6	FK-MCP 1,5/ 6-ST-3,81-LR	1817466	50	29.79
7	FK-MCP 1,5/ 7-ST-3,81-LR	1817479	50	33.6
8	FK-MCP 1,5/ 8-ST-3,81-LR	1817482	50	37.41
9	FK-MCP 1,5/ 9-ST-3,81-LR	1817495	50	41.22
10	FK-MCP 1,5/10-ST-3,81-LR	1817505	50	45.03
11	FK-MCP 1,5/11-ST-3,81-LR	1817518	50	48.84
12	FK-MCP 1,5/12-ST-3,81-LR	1817521	50	52.65
13	FK-MCP 1,5/13-ST-3,81-LR	1817534	50	56.46
14	FK-MCP 1,5/14-ST-3,81-LR	1817547	50	60.27
15	FK-MCP 1,5/15-ST-3,81-LR	1817550	50	64.08
16	FK-MCP 1,5/16-ST-3,81-LR	1817563	50	67.89
17	FK-MCP 1,5/17-ST-3,81-LR	1817576	50	71.7
18	FK-MCP 1,5/18-ST-3,81-LR	1817589	50	75.51
19	FK-MCP 1,5/19-ST-3,81-LR	1817592	50	79.32
20	FK-MCP 1,5/20-ST-3,81-LR	1817602	50	83.13

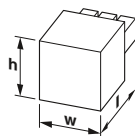


Technical data

Connection system / type of contact		MINI COMBICON / Female connector		
Locking		Lock & Release ejector lever		
Connection capacity				
Solid / stranded	[mm ²]	0.14 - 1.5 / 0.14 - 1.5		
Stranded with ferrules without plastic sleeve	[mm ²]	0.25 - 1.5		
Stranded with ferrules with plastic sleeve	[mm ²]	0.25 - 0.75		
2 conductors with same cross section solid / stranded	[mm ²]	- / -		
2 conductors with same cross section, stranded, with ferrule without plastic sleeve	[mm ²]	-		
2 conductors with same cross section, stranded, with TWIN ferrules with plastic sleeve	[mm ²]	-		
Conductor cross section AWG/kcmil		26 - 16		
Stripping length	[mm]	9		
Tightening torque	[Nm]	-		
Electrical parameters				
Rated current / conductor cross section	[A] / [mm ²]	8 / 1.5		
Surge voltage category/degree of pollution		III/3	III/2	II/2
Rated insulation voltage	[V]	160	160	320
Rated surge voltage	[kV]	2.5	2.5	2.5
Approval data (UL/CUL)				
Use Group		B	C	D
Nominal voltage/current	[V] / [A]	300 / 8	-	-
AWG		28-16	-	-
General data				
Type of insulation material / insulation material group		PA / I		
Inflammability class in acc. with UL 94		V0		

PCB plug, Push-in spring connection, Pitch: 3.5 mm

FMC 1,5/...-ST



Dimensions	[mm]
Length l	21.9
Height h	7.75



Ordering data

No. of pos.	Type	Order No.	Pcs./ Pkt.	Width w [mm]
2	FMC 1,5/ 2-ST-3,5	1952267	250	7.75
3	FMC 1,5/ 3-ST-3,5	1952270	250	11.25
4	FMC 1,5/ 4-ST-3,5	1952283	250	14.75
5	FMC 1,5/ 5-ST-3,5	1952296	250	18.25
6	FMC 1,5/ 6-ST-3,5	1952306	50	21.75
7	FMC 1,5/ 7-ST-3,5	1952319	50	25.25
8	FMC 1,5/ 8-ST-3,5	1952322	50	28.75
9	FMC 1,5/ 9-ST-3,5	1952335	50	32.25
10	FMC 1,5/10-ST-3,5	1952348	50	35.75
11	FMC 1,5/11-ST-3,5	1952351	50	39.25
12	FMC 1,5/12-ST-3,5	1952364	50	42.75
13	FMC 1,5/13-ST-3,5	1952377	50	46.25
14	FMC 1,5/14-ST-3,5	1952380	50	49.75
15	FMC 1,5/15-ST-3,5	1952393	50	53.25
16	FMC 1,5/16-ST-3,5	1952403	50	56.75
17	FMC 1,5/17-ST-3,5	1952416	50	60.25
18	FMC 1,5/18-ST-3,5	1952429	50	63.75
19	FMC 1,5/19-ST-3,5	1952432	50	67.25
20	FMC 1,5/20-ST-3,5	1952445	50	70.75



Technical data

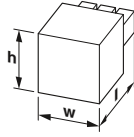
Connection system / type of contact		MINI COMBICON / Female connector		
Locking		without		
Connection capacity				
Solid / stranded	[mm ²]	0.2 - 1.5 / 0.2 - 1.5		
Stranded with ferrules without plastic sleeve	[mm ²]	0.25 - 1.5		
Stranded with ferrules with plastic sleeve	[mm ²]	0.25 - 0.75		
2 conductors with same cross section solid / stranded	[mm ²]	- / -		
2 conductors with same cross section, stranded, with ferrule without plastic sleeve	[mm ²]	-		
2 conductors with same cross section, stranded, with TWIN ferrules with plastic sleeve	[mm ²]	-		
Conductor cross section AWG/kcmil		24 - 16		
Stripping length	[mm]	10		
Tightening torque	[Nm]	-		
Electrical parameters				
Rated current / conductor cross section	[A] / [mm ²]	8 / 1.5		
Surge voltage category/degree of pollution		III/3	III/2	II/2
Rated insulation voltage	[V]	160	160	320
Rated surge voltage	[kV]	2.5	2.5	2.5
Approval data (UL/CUL)				
Use Group		B	C	D
Nominal voltage/current	[V] / [A]	150 / 8	50 / 8	-
AWG		24-16	24-16	-
General data				
Type of insulation material / insulation material group		PA / I		
Inflammability class in acc. with UL 94		V0		

PCB connectors

Conductor cross section up to 1.5 mm² (AWG 16)

PCB plug, Push-in spring connection, Pitch: 3.81 mm

FMC 1,5/...-ST



Dimensions	[mm]
Length l	21.9
Height h	7.75



Ordering data

No. of pos.	Type	Order No.	Pcs./ Pkt.	Width w [mm]
2	FMC 1,5/ 2-ST-3,81	1745894	250	8.06
3	FMC 1,5/ 3-ST-3,81	1745904	250	11.87
4	FMC 1,5/ 4-ST-3,81	1745917	250	15.68
5	FMC 1,5/ 5-ST-3,81	1745920	250	19.49
6	FMC 1,5/ 6-ST-3,81	1748011	50	23.3
7	FMC 1,5/ 7-ST-3,81	1748024	50	27.11
8	FMC 1,5/ 8-ST-3,81	1748037	50	30.92
9	FMC 1,5/ 9-ST-3,81	1748040	50	34.73
10	FMC 1,5/10-ST-3,81	1748053	50	38.54
11	FMC 1,5/11-ST-3,81	1748066	50	42.35
12	FMC 1,5/12-ST-3,81	1748079	50	46.16
13	FMC 1,5/13-ST-3,81	1748082	50	49.97
14	FMC 1,5/14-ST-3,81	1748095	50	53.78
15	FMC 1,5/15-ST-3,81	1748105	50	57.59
16	FMC 1,5/16-ST-3,81	1748118	50	61.4
17	FMC 1,5/17-ST-3,81	1748121	50	65.21
18	FMC 1,5/18-ST-3,81	1748134	50	69.02
19	FMC 1,5/19-ST-3,81	1748147	50	72.83
20	FMC 1,5/20-ST-3,81	1748150	50	76.64

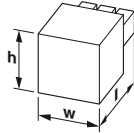


Technical data

Connection system / type of contact	MINI COMBICON / Female connector		
Locking	without		
Connection capacity			
Solid / stranded	[mm ²]	0.2 - 1.5 / 0.2 - 1.5	
Stranded with ferrules without plastic sleeve	[mm ²]	0.25 - 1.5	
Stranded with ferrules with plastic sleeve	[mm ²]	0.25 - 1	
2 conductors with same cross section solid / stranded	[mm ²]	- / -	
2 conductors with same cross section, stranded, with ferrule without plastic sleeve	[mm ²]	-	
2 conductors with same cross section, stranded, with TWIN ferrules with plastic sleeve	[mm ²]	-	
Conductor cross section AWG/kcmil		24 - 16	
Stripping length	[mm]	10	
Tightening torque	[Nm]	-	
Electrical parameters			
Rated current / conductor cross section	[A] / [mm ²]	8 / 1.5	
Surge voltage category/degree of pollution		III/3	III/2
Rated insulation voltage	[V]	160	160
Rated surge voltage	[kV]	2.5	2.5
Approval data (UL/CUL)			
Use Group		B	C
Nominal voltage/current	[V] / [A]	300 / 8	50 / 8
AWG		24-16	24-16
General data			
Type of insulation material / insulation material group		PA / I	
Inflammability class in acc. with UL 94		V0	

PCB plug, Push-in spring connection, Pitch: 3.5 mm

FMC 1,5/...-STF



Dimensions	[mm]
Length l	22.9
Height h	7.8



Ordering data

No. of pos.	Type	Order No.	Pcs./ Pkt.	Width w [mm]
2	FMC 1,5/ 2-STF-3,5	1966091	50	17.3
3	FMC 1,5/ 3-STF-3,5	1966101	50	20.8
4	FMC 1,5/ 4-STF-3,5	1966114	50	24.3
5	FMC 1,5/ 5-STF-3,5	1966127	50	27.8
6	FMC 1,5/ 6-STF-3,5	1966130	50	31.3
7	FMC 1,5/ 7-STF-3,5	1966143	50	34.8
8	FMC 1,5/ 8-STF-3,5	1966156	50	38.3
9	FMC 1,5/ 9-STF-3,5	1966169	50	41.8
10	FMC 1,5/10-STF-3,5	1966172	50	45.3
11	FMC 1,5/11-STF-3,5	1966185	50	48.8
12	FMC 1,5/12-STF-3,5	1966198	50	52.3
13	FMC 1,5/13-STF-3,5	1966208	50	55.8
14	FMC 1,5/14-STF-3,5	1966211	50	59.3
15	FMC 1,5/15-STF-3,5	1966224	50	62.8
16	FMC 1,5/16-STF-3,5	1966237	50	66.3
17	FMC 1,5/17-STF-3,5	1966240	50	69.8
18	FMC 1,5/18-STF-3,5	1966253	50	73.3
19	FMC 1,5/19-STF-3,5	1966266	50	76.8
20	FMC 1,5/20-STF-3,5	1966279	50	80.3



Technical data

Connection system / type of contact	MINI COMBICON / Female connector		
Locking	Screw flange		
Connection capacity			
Solid / stranded	[mm ²]	0.2 - 1.5 / 0.2 - 1.5	
Stranded with ferrules without plastic sleeve	[mm ²]	0.25 - 1.5	
Stranded with ferrules with plastic sleeve	[mm ²]	0.25 - 0.75	
2 conductors with same cross section solid / stranded	[mm ²]	- / -	
2 conductors with same cross section, stranded, with ferrule without plastic sleeve	[mm ²]	-	
2 conductors with same cross section, stranded, with TWIN ferrules with plastic sleeve	[mm ²]	-	
Conductor cross section AWG/kcmil		24 - 16	
Stripping length	[mm]	10	
Tightening torque	[Nm]	-	
Electrical parameters			
Rated current / conductor cross section	[A] / [mm ²]	8 / 1.5	
Surge voltage category/degree of pollution		III/3	III/2
Rated insulation voltage	[V]	160	160
Rated surge voltage	[kV]	2.5	2.5
Approval data (UL/CUL)			
Use Group		B	C
Nominal voltage/current	[V] / [A]	150 / 8	50 / 8
AWG		24-16	24-16
General data			
Type of insulation material / insulation material group		PA / I	
Inflammability class in acc. with UL 94		V0	

PCB plug, Push-in spring connection, Pitch: 3.81 mm

FMC 1,5/...STF



Dimensions	[mm]
Length l	22.9
Height h	7.8



Ordering data

No. of pos.	Type	Order No.	Pcs./ Pkt.	Width w [mm]
2	FMC 1,5/ 2-STF-3,81	1748354	50	17.71
3	FMC 1,5/ 3-STF-3,81	1748367	50	21.52
4	FMC 1,5/ 4-STF-3,81	1748370	50	25.33
5	FMC 1,5/ 5-STF-3,81	1748383	50	29.14
6	FMC 1,5/ 6-STF-3,81	1748396	50	32.95
7	FMC 1,5/ 7-STF-3,81	1748406	50	36.76
8	FMC 1,5/ 8-STF-3,81	1748419	50	40.57
9	FMC 1,5/ 9-STF-3,81	1748422	50	44.38
10	FMC 1,5/10-STF-3,81	1748435	50	48.19
11	FMC 1,5/11-STF-3,81	1748448	50	52
12	FMC 1,5/12-STF-3,81	1748451	50	55.81
13	FMC 1,5/13-STF-3,81	1748464	50	59.62
14	FMC 1,5/14-STF-3,81	1748477	50	63.43
15	FMC 1,5/15-STF-3,81	1748480	50	67.24
16	FMC 1,5/16-STF-3,81	1748493	50	71.05
17	FMC 1,5/17-STF-3,81	1748503	50	74.86
18	FMC 1,5/18-STF-3,81	1748516	50	78.67
19	FMC 1,5/19-STF-3,81	1748529	50	82.48
20	FMC 1,5/20-STF-3,81	1748532	50	86.29

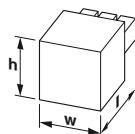


Technical data

Connection system / type of contact		MINI COMBICON / Female connector		
Locking		Screw flange		
Connection capacity				
Solid / stranded	[mm ²]	0.2 - 1.5 / 0.2 - 1.5		
Stranded with ferrules without plastic sleeve	[mm ²]	0.25 - 1.5		
Stranded with ferrules with plastic sleeve	[mm ²]	0.25 - 1		
2 conductors with same cross section solid / stranded	[mm ²]	- / -		
2 conductors with same cross section, stranded, with ferrule without plastic sleeve	[mm ²]	-		
2 conductors with same cross section, stranded, with TWIN ferrules with plastic sleeve	[mm ²]	-		
Conductor cross section AWG/kcmil		24 - 16		
Stripping length	[mm]	10		
Tightening torque	[Nm]	-		
Electrical parameters				
Rated current / conductor cross section	[A] / [mm ²]	8 / 1.5		
Surge voltage category/degree of pollution		III/3	III/2	II/2
Rated insulation voltage	[V]	160	160	320
Rated surge voltage	[kV]	2.5	2.5	2.5
Approval data (UL/CUL)				
Use Group		B	C	D
Nominal voltage/current	[V] / [A]	300 / 8	50 / 8	-
AWG		24-16	24-16	-
General data				
Type of insulation material / insulation material group		PA / I		
Inflammability class in acc. with UL 94		V0		

PCB plug, Push-in spring connection, Pitch: 3.5 mm

FMC 1,5/...ST-RF



Dimensions	[mm]
Length l	22.9
Height h	7.8



Ordering data

No. of pos.	Type	Order No.	Pcs./ Pkt.	Width w [mm]
2	FMC 1,5/ 2-ST-3,5-RF	1952021	250	17.1
3	FMC 1,5/ 3-ST-3,5-RF	1952034	250	20.6
4	FMC 1,5/ 4-ST-3,5-RF	1952047	250	24.1
5	FMC 1,5/ 5-ST-3,5-RF	1952050	250	27.6
6	FMC 1,5/ 6-ST-3,5-RF	1952063	50	31.1
7	FMC 1,5/ 7-ST-3,5-RF	1952076	50	34.6
8	FMC 1,5/ 8-ST-3,5-RF	1952089	50	38.1
9	FMC 1,5/ 9-ST-3,5-RF	1952092	50	41.6
10	FMC 1,5/10-ST-3,5-RF	1952102	50	45.1
11	FMC 1,5/11-ST-3,5-RF	1952115	50	48.6
12	FMC 1,5/12-ST-3,5-RF	1952128	50	52.1
13	FMC 1,5/13-ST-3,5-RF	1952131	50	55.6
14	FMC 1,5/14-ST-3,5-RF	1952144	50	59.1
15	FMC 1,5/15-ST-3,5-RF	1952157	50	62.6
16	FMC 1,5/16-ST-3,5-RF	1952160	50	66.1
17	FMC 1,5/17-ST-3,5-RF	1952173	50	69.6
18	FMC 1,5/18-ST-3,5-RF	1952186	50	73.1
19	FMC 1,5/19-ST-3,5-RF	1952199	50	76.6
20	FMC 1,5/20-ST-3,5-RF	1952209	50	80.1



Technical data

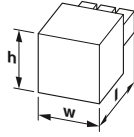
Connection system / type of contact		MINI COMBICON / Female connector		
Locking		Self-locking flange		
Connection capacity				
Solid / stranded	[mm ²]	0.2 - 1.5 / 0.2 - 1.5		
Stranded with ferrules without plastic sleeve	[mm ²]	0.25 - 1.5		
Stranded with ferrules with plastic sleeve	[mm ²]	0.25 - 0.75		
2 conductors with same cross section solid / stranded	[mm ²]	- / -		
2 conductors with same cross section, stranded, with ferrule without plastic sleeve	[mm ²]	-		
2 conductors with same cross section, stranded, with TWIN ferrules with plastic sleeve	[mm ²]	-		
Conductor cross section AWG/kcmil		24 - 16		
Stripping length	[mm]	10		
Tightening torque	[Nm]	-		
Electrical parameters				
Rated current / conductor cross section	[A] / [mm ²]	8 / 1.5		
Surge voltage category/degree of pollution		III/3	III/2	II/2
Rated insulation voltage	[V]	160	160	320
Rated surge voltage	[kV]	2.5	2.5	2.5
Approval data (UL/CUL)				
Use Group		B	C	D
Nominal voltage/current	[V] / [A]	150 / 8	50 / 8	-
AWG		24-16	24-16	-
General data				
Type of insulation material / insulation material group		PA / I		
Inflammability class in acc. with UL 94		V0		

PCB connectors

Conductor cross section up to 1.5 mm² (AWG 16)

PCB plug, Push-in spring connection, Pitch: 3.5 mm

FMCD 1,5/..-ST



Dimensions	[mm]
Length l	22.9
Height h	16



Ordering data

No. of pos.	Type	Order No.	Pcs./ Pkt.	Width w [mm]
2	FMCD 1,5/ 2-ST-3,5	1707854	50	
3	FMCD 1,5/ 3-ST-3,5	1738814	50	11.25
4	FMCD 1,5/ 4-ST-3,5	1738827	50	14.75
5	FMCD 1,5/ 5-ST-3,5	1738830	50	18.2
6	FMCD 1,5/ 6-ST-3,5	1738843	50	21.75
7	FMCD 1,5/ 7-ST-3,5	1738856	50	25.25
8	FMCD 1,5/ 8-ST-3,5	1738869	50	28.75
9	FMCD 1,5/ 9-ST-3,5	1738872	50	32.25
10	FMCD 1,5/10-ST-3,5	1738885	50	35.75
11	FMCD 1,5/11-ST-3,5	1738898	50	39.25
12	FMCD 1,5/12-ST-3,5	1738908	50	42.75
13	FMCD 1,5/13-ST-3,5	1738911	50	46.25
14	FMCD 1,5/14-ST-3,5	1738924	50	49.75
15	FMCD 1,5/15-ST-3,5	1738937	50	53.25

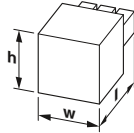



Technical data

Connection system / type of contact	MINI COMBICON / Female connector			
Locking	without			
Connection capacity				
Solid / stranded	[mm ²]	0.2 - 1.5 / 0.2 - 1.5		
Stranded with ferrules without plastic sleeve	[mm ²]	0.25 - 1.5		
Stranded with ferrules with plastic sleeve	[mm ²]	0.25 - 0.75		
2 conductors with same cross section solid / stranded	[mm ²]	- / -		
2 conductors with same cross section, stranded, with ferrule without plastic sleeve	[mm ²]	-		
2 conductors with same cross section, stranded, with TWIN ferrules with plastic sleeve	[mm ²]	-		
Conductor cross section AWG/kcmil		24 - 16		
Stripping length	[mm]	10		
Tightening torque	[Nm]	-		
Electrical parameters				
Rated current / conductor cross section	[A] / [mm ²]	8 / 1.5		
Surge voltage category/degree of pollution		III / 3	III / 2	II / 2
Rated insulation voltage	[V]	160	160	320
Rated surge voltage	[kV]	2.5	2.5	2.5
Approval data (UL/CUL)				
Use Group		B	C	D
Nominal voltage/current	[V] / [A]	150 / 8	-	-
AWG		24-16	-	-
General data				
Type of insulation material / insulation material group		PA / I		
Inflammability class in acc. with UL 94		V0		

PCB plug, Push-in spring connection, Pitch: 3.5 mm

TFMC 1,5/..-ST



Dimensions	[mm]
Length l	22.9
Height h	15.7



Ordering data

No. of pos.	Type	Order No.	Pcs./ Pkt.	Width w [mm]
2	TFMC 1,5/ 2-ST-3,5	1772618	50	7.8
3	TFMC 1,5/ 3-ST-3,5	1772621	50	11.3
4	TFMC 1,5/ 4-ST-3,5	1772634	50	14.8
5	TFMC 1,5/ 5-ST-3,5	1772647	50	18.3
6	TFMC 1,5/ 6-ST-3,5	1772650	50	21.8
7	TFMC 1,5/ 7-ST-3,5	1772663	50	25.3
8	TFMC 1,5/ 8-ST-3,5	1772676	50	28.8
9	TFMC 1,5/ 9-ST-3,5	1772689	50	32.3
10	TFMC 1,5/10-ST-3,5	1772692	50	35.8

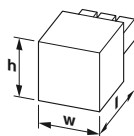



Technical data

Connection system / type of contact	MINI COMBICON / Female connector			
Locking	without			
Connection capacity				
Solid / stranded	[mm ²]	0.2 - 1.5 / 0.2 - 1.5		
Stranded with ferrules without plastic sleeve	[mm ²]	0.25 - 1.5		
Stranded with ferrules with plastic sleeve	[mm ²]	0.25 - 0.75		
2 conductors with same cross section solid / stranded	[mm ²]	- / -		
2 conductors with same cross section, stranded, with ferrule without plastic sleeve	[mm ²]	-		
2 conductors with same cross section, stranded, with TWIN ferrules with plastic sleeve	[mm ²]	-		
Conductor cross section AWG/kcmil		24 - 16		
Stripping length	[mm]	10		
Tightening torque	[Nm]	-		
Electrical parameters				
Rated current / conductor cross section	[A] / [mm ²]	8 / 1.5		
Surge voltage category/degree of pollution		III / 3	III / 2	II / 2
Rated insulation voltage	[V]	160	160	320
Rated surge voltage	[kV]	2.5	2.5	2.5
Approval data (UL/CUL)				
Use Group		B	C	D
Nominal voltage/current	[V] / [A]	300 / 8	50 / 8	-
AWG		24-16	24-16	-
General data				
Type of insulation material / insulation material group		PA / I		
Inflammability class in acc. with UL 94		V0		

PCB plug, Push-in spring connection, Pitch: 3.5 mm

TFMC 1,5/...-STF



Dimensions	[mm]
Length l	22.9
Height h	15.7



Ordering data

No. of pos.	Type	Order No.	Pcs./ Pkt.	Width w [mm]
2	TFMC 1,5/ 2-STF-3,5	1772702	50	17.02
3	TFMC 1,5/ 3-STF-3,5	1772715	50	20.52
4	TFMC 1,5/ 4-STF-3,5	1772728	50	24.02
5	TFMC 1,5/ 5-STF-3,5	1772731	50	27.52
6	TFMC 1,5/ 6-STF-3,5	1772744	50	31.02
7	TFMC 1,5/ 7-STF-3,5	1772757	50	34.52
8	TFMC 1,5/ 8-STF-3,5	1772760	50	38.02
9	TFMC 1,5/ 9-STF-3,5	1772773	50	41.52
10	TFMC 1,5/10-STF-3,5	1772786	50	45.02

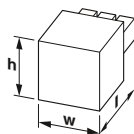


Technical data

Connection system / type of contact		MINI COMBICON / Female connector		
Locking		Screw flange		
Connection capacity				
Solid / stranded	[mm ²]	0.2 - 1.5 / 0.2 - 1.5		
Stranded with ferrules without plastic sleeve	[mm ²]	0.25 - 1.5		
Stranded with ferrules with plastic sleeve	[mm ²]	0.25 - 0.75		
2 conductors with same cross section solid / stranded	[mm ²]	- / -		
2 conductors with same cross section, stranded, with ferrule without plastic sleeve	[mm ²]	-		
2 conductors with same cross section, stranded, with TWIN ferrules with plastic sleeve	[mm ²]	-		
Conductor cross section AWG/kcmil		24 - 16		
Stripping length	[mm]	10		
Tightening torque	[Nm]	-		
Electrical parameters				
Rated current / conductor cross section	[A] / [mm ²]	8 / 1.5		
Surge voltage category/degree of pollution		III/3	III/2	II/2
Rated insulation voltage	[V]	160	160	320
Rated surge voltage	[kV]	2.5	2.5	2.5
Approval data (UL/CUL)				
Use Group		B	C	D
Nominal voltage/current	[V] / [A]	300 / 8	50 / 8	-
AWG		24-16	24-16	-
General data				
Type of insulation material / insulation material group		PA / I		
Inflammability class in acc. with UL 94		V0		

PCB plug, Push-in spring connection, Pitch: 3.5 mm

IFMC 1,5/...-ST



Dimensions	[mm]
Length l	24.6
Height h	7.8



Ordering data

No. of pos.	Type	Order No.	Pcs./ Pkt.	Width w [mm]
2	IFMC 1,5/ 2-ST-3,5	1843980	50	7.7
3	IFMC 1,5/ 3-ST-3,5	1843993	50	11.2
4	IFMC 1,5/ 4-ST-3,5	1844002	50	14.7
5	IFMC 1,5/ 5-ST-3,5	1844015	50	18.2
6	IFMC 1,5/ 6-ST-3,5	1844028	50	21.7
7	IFMC 1,5/ 7-ST-3,5	1844031	50	25.2
8	IFMC 1,5/ 8-ST-3,5	1844057	50	28.7
9	IFMC 1,5/ 9-ST-3,5	1844060	50	32.2
10	IFMC 1,5/10-ST-3,5	1844073	50	35.7
11	IFMC 1,5/11-ST-3,5	1844086	50	39.2
12	IFMC 1,5/12-ST-3,5	1844099	50	42.7



Technical data

Connection system / type of contact		MINI COMBICON / Male connector		
Locking		without		
Connection capacity				
Solid / stranded	[mm ²]	0.14 - 1.5 / 0.14 - 1.5		
Stranded with ferrules without plastic sleeve	[mm ²]	0.25 - 1.5		
Stranded with ferrules with plastic sleeve	[mm ²]	0.14 - 0.75		
2 conductors with same cross section solid / stranded	[mm ²]	- / -		
2 conductors with same cross section, stranded, with ferrule without plastic sleeve	[mm ²]	-		
2 conductors with same cross section, stranded, with TWIN ferrules with plastic sleeve	[mm ²]	-		
Conductor cross section AWG/kcmil		24 - 16		
Stripping length	[mm]	10		
Tightening torque	[Nm]	-		
Electrical parameters				
Rated current / conductor cross section	[A] / [mm ²]	8 / 1.5		
Surge voltage category/degree of pollution		III/3	III/2	II/2
Rated insulation voltage	[V]	160	160	320
Rated surge voltage	[kV]	2.5	2.5	2.5
Approval data (UL/CUL)				
Use Group		B	C	D
Nominal voltage/current	[V] / [A]	150 / 8	50 / 8	-
AWG		24-16	24-16	-
General data				
Type of insulation material / insulation material group		PA / I		
Inflammability class in acc. with UL 94		V0		

PCB connectors

Conductor cross section up to 1.5 mm² (AWG 16)

PCB plug, Push-in spring connection, Pitch: 3.5 mm

IFMC 1,5/...-ST-RF



Dimensions	[mm]
Length l	24.6
Height h	7.8



Ordering data

No. of pos.	Type	Order No.	Pcs./ Pkt.	Width w [mm]
2	IFMC 1,5/ 2-ST-3,5-RF	1844219	50	17.1
3	IFMC 1,5/ 3-ST-3,5-RF	1844222	50	20.6
4	IFMC 1,5/ 4-ST-3,5-RF	1844235	50	24.1
5	IFMC 1,5/ 5-ST-3,5-RF	1844248	50	27.6
6	IFMC 1,5/ 6-ST-3,5-RF	1844251	50	31.1
7	IFMC 1,5/ 7-ST-3,5-RF	1844264	50	34.6
8	IFMC 1,5/ 8-ST-3,5-RF	1844277	50	38.1
9	IFMC 1,5/ 9-ST-3,5-RF	1844280	50	41.6
10	IFMC 1,5/10-ST-3,5-RF	1844293	50	45.1
11	IFMC 1,5/11-ST-3,5-RF	1844303	50	48.6
12	IFMC 1,5/12-ST-3,5-RF	1844316	50	52.1

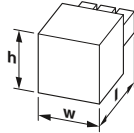


Technical data

Connection system / type of contact	MINI COMBICON / Male connector		
Locking	Self-locking flange		
Connection capacity			
Solid / stranded	[mm ²]	0.14 - 1.5 / 0.14 - 1.5	
Stranded with ferrules without plastic sleeve	[mm ²]	0.25 - 1.5	
Stranded with ferrules with plastic sleeve	[mm ²]	0.14 - 0.75	
2 conductors with same cross section solid / stranded	[mm ²]	- / -	
2 conductors with same cross section, stranded, with ferrule without plastic sleeve	[mm ²]	-	
2 conductors with same cross section, stranded, with TWIN ferrules with plastic sleeve	[mm ²]	-	
Conductor cross section AWG/kcmil		24 - 16	
Stripping length	[mm]	10	
Tightening torque	[Nm]	-	
Electrical parameters			
Rated current / conductor cross section	[A] / [mm ²]	8 / 1.5	
Surge voltage category/degree of pollution		III / 3	III / 2
Rated insulation voltage	[V]	160	160
Rated surge voltage	[kV]	2.5	2.5
Approval data (UL/CUL)			
Use Group		B	C
Nominal voltage/current	[V] / [A]	150 / 8	50 / 8
AWG		24-16	24-16
General data			
Type of insulation material / insulation material group		PA / I	
Inflammability class in acc. with UL 94		V0	

PCB plug, Push-in spring connection, Pitch: 3.5 mm

IFMC 1,5/...-ST-RN



Dimensions	[mm]
Length l	24.6
Height h	7.8



Ordering data

No. of pos.	Type	Order No.	Pcs./ Pkt.	Width w [mm]
2	IFMC 1,5/ 2-ST-3,5-RN	1844109	50	10.6
3	IFMC 1,5/ 3-ST-3,5-RN	1844112	50	14.1
4	IFMC 1,5/ 4-ST-3,5-RN	1844125	50	17.6
5	IFMC 1,5/ 5-ST-3,5-RN	1844138	50	21.1
6	IFMC 1,5/ 6-ST-3,5-RN	1844141	50	24.6
7	IFMC 1,5/ 7-ST-3,5-RN	1844154	50	28.1
8	IFMC 1,5/ 8-ST-3,5-RN	1844167	50	31.6
9	IFMC 1,5/ 9-ST-3,5-RN	1844170	50	35.1
10	IFMC 1,5/10-ST-3,5-RN	1844183	50	38.6
11	IFMC 1,5/11-ST-3,5-RN	1844196	50	42.1
12	IFMC 1,5/12-ST-3,5-RN	1844206	50	45.6

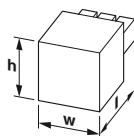



Technical data

Connection system / type of contact	MINI COMBICON / Male connector		
Locking	Engagement nose		
Connection capacity			
Solid / stranded	[mm ²]	0.14 - 1.5 / 0.14 - 1.5	
Stranded with ferrules without plastic sleeve	[mm ²]	0.25 - 1.5	
Stranded with ferrules with plastic sleeve	[mm ²]	0.14 - 0.75	
2 conductors with same cross section solid / stranded	[mm ²]	- / -	
2 conductors with same cross section, stranded, with ferrule without plastic sleeve	[mm ²]	-	
2 conductors with same cross section, stranded, with TWIN ferrules with plastic sleeve	[mm ²]	-	
Conductor cross section AWG/kcmil		24 - 16	
Stripping length	[mm]	10	
Tightening torque	[Nm]	-	
Electrical parameters			
Rated current / conductor cross section	[A] / [mm ²]	8 / 1.5	
Surge voltage category/degree of pollution		III / 3	III / 2
Rated insulation voltage	[V]	160	160
Rated surge voltage	[kV]	2.5	2.5
Approval data (UL/CUL)			
Use Group		B	C
Nominal voltage/current	[V] / [A]	150 / 8	50 / 8
AWG		24-16	24-16
General data			
Type of insulation material / insulation material group		PA / I	
Inflammability class in acc. with UL 94		V0	

PCB plug, Displacement connection, Pitch: 3.81 mm

QC 0,5/...-ST



Dimensions	[mm]
Length l	22.3
Height h	12.4



Ordering data

No. of pos.	Type	Order No.	Pcs./ Pkt.	Width w [mm]
2	QC 0,5/ 2-ST-3,81	1897393	50	4.6
3	QC 0,5/ 3-ST-3,81	1897403	50	12.22
4	QC 0,5/ 4-ST-3,81	1897416	50	16.03
5	QC 0,5/ 5-ST-3,81	1897429	50	19.84
6	QC 0,5/ 6-ST-3,81	1897432	50	23.65
7	QC 0,5/ 7-ST-3,81	1897445	50	27.46
8	QC 0,5/ 8-ST-3,81	1897458	50	31.27
9	QC 0,5/ 9-ST-3,81	1897461	50	35.08
10	QC 0,5/10-ST-3,81	1897474	50	38.89
11	QC 0,5/11-ST-3,81	1897487	50	42.7
12	QC 0,5/12-ST-3,81	1897490	50	46.51
13	QC 0,5/13-ST-3,81	1897500	50	50.32
14	QC 0,5/14-ST-3,81	1897513	50	54.13
15	QC 0,5/15-ST-3,81	1897526	50	57.94
16	QC 0,5/16-ST-3,81	1897539	50	61.75

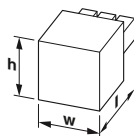



Technical data

Connection system / type of contact		MINI COMBICON / Female connector		
Locking		without		
Connection capacity				
Solid / stranded	[mm ²]	- / 0.34 - 0.5		
Stranded with ferrules without plastic sleeve	[mm ²]	-		
Stranded with ferrules with plastic sleeve	[mm ²]	-		
2 conductors with same cross section solid / stranded	[mm ²]	- / -		
2 conductors with same cross section, stranded, with ferrule without plastic sleeve	[mm ²]	-		
2 conductors with same cross section, stranded, with TWIN ferrules with plastic sleeve	[mm ²]	-		
Conductor cross section AWG/kcmil		22 - 20		
Stripping length	[mm]	-		
Tightening torque	[Nm]	-		
Electrical parameters				
Rated current / conductor cross section	[A] / [mm ²]	6 / -		
Surge voltage category/degree of pollution		III / 3	III / 2	II / 2
Rated insulation voltage	[V]	200	200	400
Rated surge voltage	[kV]	4	4	4
Approval data (UL/CUL)				
Use Group		B	C	D
Nominal voltage/current	[V] / [A]	300 / 6	300 / 6	-
AWG		24-20	24-20	-
General data				
Type of insulation material / insulation material group		PA / I		
Inflammability class in acc. with UL 94		V0		

PCB plug, Displacement connection, Pitch: 3.81 mm

QC 0,5/...-STF



Dimensions	[mm]
Length l	26.8
Height h	12.9



Ordering data

No. of pos.	Type	Order No.	Pcs./ Pkt.	Width w [mm]
2	QC 0,5/ 2-STF-3,81	1897542	50	17.73
3	QC 0,5/ 3-STF-3,81	1897555	50	21.54
4	QC 0,5/ 4-STF-3,81	1897568	50	25.35
5	QC 0,5/ 5-STF-3,81	1897571	50	29.16
6	QC 0,5/ 6-STF-3,81	1897584	50	32.97
7	QC 0,5/ 7-STF-3,81	1897597	50	36.78
8	QC 0,5/ 8-STF-3,81	1897607	50	40.59
9	QC 0,5/ 9-STF-3,81	1897610	50	44.4
10	QC 0,5/10-STF-3,81	1897623	50	48.21
11	QC 0,5/11-STF-3,81	1897636	50	52.02
12	QC 0,5/12-STF-3,81	1897649	50	55.83
13	QC 0,5/13-STF-3,81	1897652	50	59.64
14	QC 0,5/14-STF-3,81	1897665	50	63.45
15	QC 0,5/15-STF-3,81	1897678	50	67.26
16	QC 0,5/16-STF-3,81	1897681	50	71.07



Technical data

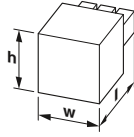
Connection system / type of contact		MINI COMBICON / Female connector		
Locking		Screw flange		
Connection capacity				
Solid / stranded	[mm ²]	- / 0.34 - 0.5		
Stranded with ferrules without plastic sleeve	[mm ²]	-		
Stranded with ferrules with plastic sleeve	[mm ²]	-		
2 conductors with same cross section solid / stranded	[mm ²]	- / -		
2 conductors with same cross section, stranded, with ferrule without plastic sleeve	[mm ²]	-		
2 conductors with same cross section, stranded, with TWIN ferrules with plastic sleeve	[mm ²]	-		
Conductor cross section AWG/kcmil		22 - 20		
Stripping length	[mm]	-		
Tightening torque	[Nm]	-		
Electrical parameters				
Rated current / conductor cross section	[A] / [mm ²]	6 / -		
Surge voltage category/degree of pollution		III / 3	III / 2	II / 2
Rated insulation voltage	[V]	200	200	400
Rated surge voltage	[kV]	4	4	4
Approval data (UL/CUL)				
Use Group		B	C	D
Nominal voltage/current	[V] / [A]	300 / 6	300 / 6	-
AWG		24-20	24-20	-
General data				
Type of insulation material / insulation material group		PA / I		
Inflammability class in acc. with UL 94		V0		

PCB connectors

Conductor cross section up to 1.5 mm² (AWG 16)

PCB plug, Crimp connection, Pitch: 3.81 mm

MCC 1/..-STZ



Dimensions	[mm]
Length l	23.1
Height h	8.7



Ordering data

No. of pos.	Type	Order No.	Pcs./ Pkt.	Width w [mm]
2	MCC 1/ 2-STZ-3,81	1852176	50	8.41
3	MCC 1/ 3-STZ-3,81	1852189	50	12.22
4	MCC 1/ 4-STZ-3,81	1852192	50	16.03
5	MCC 1/ 5-STZ-3,81	1852202	50	19.84
6	MCC 1/ 6-STZ-3,81	1852215	50	23.65
7	MCC 1/ 7-STZ-3,81	1852228	50	27.46
8	MCC 1/ 8-STZ-3,81	1852231	50	31.27
9	MCC 1/ 9-STZ-3,81	1852244	50	35.08
10	MCC 1/10-STZ-3,81	1852257	50	38.89
11	MCC 1/11-STZ-3,81	1852260	50	42.7
12	MCC 1/12-STZ-3,81	1852273	50	46.51
13	MCC 1/13-STZ-3,81	1852286	50	50.32
14	MCC 1/14-STZ-3,81	1852299	50	54.13
15	MCC 1/15-STZ-3,81	1852309	50	57.94
16	MCC 1/16-STZ-3,81	1852312	50	61.75
17	MCC 1/17-STZ-3,81	1852325	50	65.56
18	MCC 1/18-STZ-3,81	1852338	50	69.37
19	MCC 1/19-STZ-3,81	1852341	50	73.18
20	MCC 1/20-STZ-3,81	1852354	50	76.99

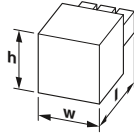


Technical data

Connection system / type of contact	MINI COMBICON / Female connector			
Locking	without			
Connection capacity				
Solid / stranded	[mm ²]	- / 0.2 - 1		
Stranded with ferrules without plastic sleeve	[mm ²]	-		
Stranded with ferrules with plastic sleeve	[mm ²]	-		
2 conductors with same cross section solid / stranded	[mm ²]	- / -		
2 conductors with same cross section, stranded, with ferrule without plastic sleeve	[mm ²]	-		
2 conductors with same cross section, stranded, with TWIN ferrules with plastic sleeve	[mm ²]	-		
Conductor cross section AWG/kcmil		24 - 18		
Stripping length	[mm]	-		
Tightening torque	[Nm]	-		
Electrical parameters				
Rated current / conductor cross section	[A] / [mm ²]	8 / -		
Surge voltage category/degree of pollution		III/3	III/2	II/2
Rated insulation voltage	[V]	160	160	320
Rated surge voltage	[kV]	2.5	2.5	2.5
Approval data (UL/CUL)				
Use Group		B	C	D
Nominal voltage/current	[V] / [A]	300 / 5	-	300 / 5
AWG		24-22	-	24-22
General data				
Type of insulation material / insulation material group		PA / I		
Inflammability class in acc. with UL 94		V0		

PCB plug, Crimp connection, Pitch: 3.81 mm

MCC 1/..-STZF



Dimensions	[mm]
Length l	23.1
Height h	8.7



Ordering data

No. of pos.	Type	Order No.	Pcs./ Pkt.	Width w [mm]
2	MCC 1/ 2-STZF-3,81	1852367	50	18.01
3	MCC 1/ 3-STZF-3,81	1852370	50	21.82
4	MCC 1/ 4-STZF-3,81	1852383	50	25.63
5	MCC 1/ 5-STZF-3,81	1852396	50	29.44
6	MCC 1/ 6-STZF-3,81	1852406	50	33.25
7	MCC 1/ 7-STZF-3,81	1852419	50	37.06
8	MCC 1/ 8-STZF-3,81	1852422	50	40.87
9	MCC 1/ 9-STZF-3,81	1852435	50	44.68
10	MCC 1/10-STZF-3,81	1852448	50	48.49
11	MCC 1/11-STZF-3,81	1852451	50	52.3
12	MCC 1/12-STZF-3,81	1852464	50	56.11
13	MCC 1/13-STZF-3,81	1852477	50	59.92
14	MCC 1/14-STZF-3,81	1852480	50	63.73
15	MCC 1/15-STZF-3,81	1852493	50	67.54
16	MCC 1/16-STZF-3,81	1852503	50	71.35
17	MCC 1/17-STZF-3,81	1852516	50	75.16
18	MCC 1/18-STZF-3,81	1852529	50	78.97
19	MCC 1/19-STZF-3,81	1852532	50	82.78

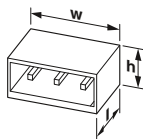


Technical data

Connection system / type of contact	MINI COMBICON / Female connector			
Locking	Screw flange			
Connection capacity				
Solid / stranded	[mm ²]	- / 0.2 - 1		
Stranded with ferrules without plastic sleeve	[mm ²]	-		
Stranded with ferrules with plastic sleeve	[mm ²]	-		
2 conductors with same cross section solid / stranded	[mm ²]	- / -		
2 conductors with same cross section, stranded, with ferrule without plastic sleeve	[mm ²]	-		
2 conductors with same cross section, stranded, with TWIN ferrules with plastic sleeve	[mm ²]	-		
Conductor cross section AWG/kcmil		24 - 18		
Stripping length	[mm]	-		
Tightening torque	[Nm]	-		
Electrical parameters				
Rated current / conductor cross section	[A] / [mm ²]	8 / -		
Surge voltage category/degree of pollution		III/3	III/2	II/2
Rated insulation voltage	[V]	160	160	320
Rated surge voltage	[kV]	2.5	2.5	2.5
Approval data (UL/CUL)				
Use Group		B	C	D
Nominal voltage/current	[V] / [A]	300 / 5	-	300 / 5
AWG		24-22	-	24-22
General data				
Type of insulation material / insulation material group		PA / I		
Inflammability class in acc. with UL 94		V0		

PCB headers, Pitch: 3.5 mm

MC 1,5/...-G-THR, Linear pinning



Dimensions	[mm]
Solder pin length	1.4
Length l	9.2
Height h	6.9



Ordering data

No. of pos.	Type	Order No.	Pcs./ Pkt.	Width w [mm]
2	MC 1,5/ 2-G-3,5 P14 THRR32	1788958	470	8.39
3	MC 1,5/ 3-G-3,5 P14 THRR32	1788974	470	11.89
4	MC 1,5/ 4-G-3,5 P14 THRR32	1788990	470	15.39
5	MC 1,5/ 5-G-3,5 P14 THRR44	1011116	330	18.89
6	MC 1,5/ 6-G-3,5 P14 THRR44	1011117	330	22.39
7	MC 1,5/ 7-G-3,5 P14 THRR44	1011118	330	25.89
5	MC 1,5/ 8-G-3,5 P14 THRR44	1011119	330	29.39
9	MC 1,5/ 9-G-3,5 P14 THRR56	1789096	470	32.89
10	MC 1,5/10-G-3,5 P14 THRR56	1789119	470	36.39
11	MC 1,5/11-G-3,5 P14 THRR56	1789135	470	39.89
12	MC 1,5/12-G-3,5 P14 THRR72	1789151	380	43.39

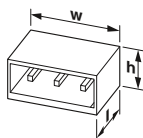


Technical data

Connection system / type of contact	MINI COMBICON / Male connector		
Locking	without		
Electrical parameters			
Rated current	[A]	8	
Surge voltage category/degree of pollution		III / 2	II / 2
Rated insulation voltage	[V]	160	160
Rated surge voltage	[kV]	2.5	2.5
Approval data (UL/CUL)			
Use Group		B	C
Nominal voltage/current	[V] / [A]	300 / 8	300 / 8
AWG		-	-
General data			
Type of insulation material / insulation material group	LCP / IIIa		
Inflammability class in acc. with UL 94	V0		

PCB headers, Pitch: 3.81 mm

MC 1,5/...-G-THR, Linear pinning



Dimensions	[mm]
Solder pin length	1.4
Length l	9.2
Height h	6.9



Ordering data

No. of pos.	Type	Order No.	Pcs./ Pkt.	Width w [mm]
2	MC 1,5/ 2-G-3,81 P14 THRR32	1722095	470	9.01
2	MC 1,5/ 2-G-3,81 P14 THRR32	1722095	470	9.01
3	MC 1,5/ 3-G-3,81 P14 THRR32	1722105	470	12.82
4	MC 1,5/ 4-G-3,81 P14 THRR32	1722118	470	16.63
5	MC 1,5/ 5-G-3,81 P14 THRR56	1702662	470	20.44
6	MC 1,5/ 6-G-3,81 P14 THRR56	1702663	470	24.25
7	MC 1,5/ 7-G-3,81 P14 THRR56	1702664	470	28.06
8	MC 1,5/ 8-G-3,81 P14 THRR56	1702665	470	31.87
9	MC 1,5/ 9-G-3,81 P14 THRR56	1702666	470	35.68
10	MC 1,5/10-G-3,81 P14 THRR56	1702667	470	39.49
11	MC 1,5/11-G-3,81 P14 THRR56	1702668	470	43.3
12	MC 1,5/12-G-3,81 P14 THRR72	1702669	380	47.11



Technical data

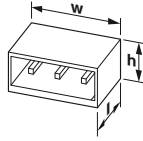
Connection system / type of contact	MINI COMBICON / Male connector		
Locking	without		
Electrical parameters			
Rated current	[A]	8	
Surge voltage category/degree of pollution		III / 2	II / 2
Rated insulation voltage	[V]	160	160
Rated surge voltage	[kV]	2.5	2.5
Approval data (UL/CUL)			
Use Group		B	C
Nominal voltage/current	[V] / [A]	300 / 8	300 / 8
AWG		-	-
General data			
Type of insulation material / insulation material group	LCP / IIIa		
Inflammability class in acc. with UL 94	V0		

PCB connectors

Conductor cross section up to 1.5 mm² (AWG 16)

PCB headers, Pitch: 3.5 mm

MC 1,5/..-GF-THR, Linear pinning



Dimensions	[mm]
Solder pin length	1.4
Length l	9.2
Height h	6.9



Ordering data

No. of pos.	Type	Order No.	Pcs./ Pkt.	Width w [mm]
2	MC 1,5/ 2-GF-3,5 P14 THRR32	1789614	470	17.3
3	MC 1,5/ 3-GF-3,5 P14 THRR44	1011128	330	20.8
4	MC 1,5/ 4-GF-3,5 P14 THRR44	1011129	330	24.3
5	MC 1,5/ 5-GF-3,5 P14 THRR44	1011130	330	27.8
6	MC 1,5/ 6-GF-3,5 P14 THRR56	1789698	470	31.3
7	MC 1,5/ 7-GF-3,5 P14 THRR56	1789711	470	34.8
8	MC 1,5/ 8-GF-3,5 P14 THRR56	1789737	470	38.3
9	MC 1,5/ 9-GF-3,5 P14 THRR72	1789753	380	41.8
10	MC 1,5/10-GF-3,5 P14 THRR72	1789779	380	45.3
11	MC 1,5/11-GF-3,5 P14 THRR72	1789795	380	48.8
12	MC 1,5/12-GF-3,5 P14 THRR72	1789818	380	52.3

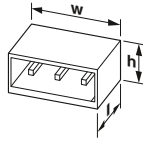


Technical data

Connection system / type of contact	MINI COMBICON / Male connector		
Locking	Threaded flange		
Electrical parameters			
Rated current	[A]	8	
Surge voltage category/degree of pollution		III / 3	III / 2
Rated insulation voltage	[V]	160	160
Rated surge voltage	[kV]	2.5	2.5
Approval data (UL/CUL)			
Use Group		B	C
Nominal voltage/current	[V] / [A]	300 / 8	300 / 8
AWG		-	-
General data			
Type of insulation material / insulation material group	LCP / IIIa		
Inflammability class in acc. with UL 94	V0		

PCB headers, Pitch: 3.81 mm

MC 1,5/..-GF-THR, Linear pinning



Dimensions	[mm]
Solder pin length	1.4
Length l	9.2
Height h	6.9



Ordering data

No. of pos.	Type	Order No.	Pcs./ Pkt.	Width w [mm]
2	MC 1,5/ 2-GF-3,81 P14 THRR32	1782132	470	18.01
3	MC 1,5/ 3-GF-3,81 P14 THRR56	1782145	470	21.82
4	MC 1,5/ 4-GF-3,81 P14 THRR56	1782158	470	25.63
5	MC 1,5/ 5-GF-3,81 P14 THRR56	1782161	470	29.44
6	MC 1,5/ 6-GF-3,81 P14 THRR56	1782174	470	33.25
7	MC 1,5/ 7-GF-3,81 P14 THRR56	1782187	470	37.06
8	MC 1,5/ 8-GF-3,81 P14 THRR56	1782190	470	40.87
9	MC 1,5/ 9-GF-3,81 P14 THRR72	1782200	380	44.68
10	MC 1,5/10-GF-3,81 P14 THRR72	1782213	380	48.49
11	MC 1,5/11-GF-3,81 P14 THRR72	1782226	380	52.3
12	MC 1,5/12-GF-3,81 P14 THRR72	1782239	380	56.11

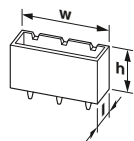


Technical data

Connection system / type of contact	MINI COMBICON / Male connector		
Locking	Threaded flange		
Electrical parameters			
Rated current	[A]	8	
Surge voltage category/degree of pollution		III / 3	III / 2
Rated insulation voltage	[V]	160	160
Rated surge voltage	[kV]	2.5	2.5
Approval data (UL/CUL)			
Use Group		B	C
Nominal voltage/current	[V] / [A]	300 / 8	300 / 8
AWG		-	-
General data			
Type of insulation material / insulation material group	LCP / IIIa		
Inflammability class in acc. with UL 94	V0		

PCB headers, Pitch: 3.5 mm

MCV 1,5/...-G-THR, Linear pinning



Dimensions	[mm]
Solder pin length	1.4
Length l	6.9
Height h	9.2



Ordering data

No. of pos.	Type	Order No.	Pcs./ Pkt.	Width w [mm]
2	MCV 1,5/ 2-G-3,5 P14 THRR32	1780202	200	8.4
3	MCV 1,5/ 3-G-3,5 P14 THRR32	1780228	200	11.9
4	MCV 1,5/ 4-G-3,5 P14 THRR32	1780244	200	15.4
5	MCV 1,5/ 5-G-3,5 P14 THRR56	1780260	200	18.9
6	MCV 1,5/ 6-G-3,5 P14 THRR56	1780286	200	22.4
7	MCV 1,5/ 7-G-3,5 P14 THRR56	1780309	200	25.9
8	MCV 1,5/ 8-G-3,5 P14 THRR56	1780325	200	29.4
9	MCV 1,5/ 9-G-3,5 P14 THRR56	1780341	200	32.9
10	MCV 1,5/10-G-3,5 P14 THRR56	1780367	200	36.4
11	MCV 1,5/11-G-3,5 P14 THRR56	1780383	200	39.9
12	MCV 1,5/12-G-3,5 P14 THRR72	1780406	180	43.4

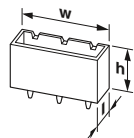


Technical data

Connection system / type of contact	MINI COMBICON / Male connector		
Locking	without		
Electrical parameters			
Rated current	[A]	8	
Surge voltage category/degree of pollution		III / 3	III / 2
Rated insulation voltage	[V]	160	160
Rated surge voltage	[kV]	2.5	2.5
Approval data (UL/CUL)			
Use Group		B	C
Nominal voltage/current	[V] / [A]	300 / 8	300 / 8
AWG		-	-
General data			
Type of insulation material / insulation material group	LCP / IIIa		
Inflammability class in acc. with UL 94	V0		

PCB headers, Pitch: 3.81 mm

MCV 1,5/...-G-THR, Linear pinning



Dimensions	[mm]
Solder pin length	1.4
Length l	7.25
Height h	9.2



Ordering data

No. of pos.	Type	Order No.	Pcs./ Pkt.	Width w [mm]
2	MCV 1,5/ 2-G-3,81 P14 THR R32	1755473	200	9.01
2	MCV 1,5/ 2-G-3,81 P14 THR R32	1755473	200	9.01
3	MCV 1,5/ 3-G-3,81 P14 THR R32	1728374	200	12.82
4	MCV 1,5/ 4-G-3,81 P14 THR R32	1728387	200	16.63
5	MCV 1,5/ 5-G-3,81 P14 THRR56	1037540	200	20.44
6	MCV 1,5/ 6-G-3,81 P14 THRR56	1037541	200	24.25
7	MCV 1,5/ 7-G-3,81 P14 THRR56	1037542	200	28.06
8	MCV 1,5/ 8-G-3,81 P14 THRR56	1754526	200	31.87
10	MCV 1,5/10-G-3,81 P14 THRR56	1754539	200	39.49



Technical data

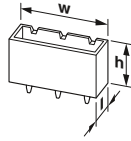
Connection system / type of contact	MINI COMBICON / Male connector		
Locking	without		
Electrical parameters			
Rated current	[A]	8	
Surge voltage category/degree of pollution		III / 3	III / 2
Rated insulation voltage	[V]	160	160
Rated surge voltage	[kV]	2.5	2.5
Approval data (UL/CUL)			
Use Group		B	C
Nominal voltage/current	[V] / [A]	300 / 8	300 / 8
AWG		-	-
General data			
Type of insulation material / insulation material group	LCP / IIIa		
Inflammability class in acc. with UL 94	V0		

PCB connectors

Conductor cross section up to 1.5 mm² (AWG 16)

PCB headers, Pitch: 3.5 mm

MCV 1,5/...-GF-THR, Linear pinning



Dimensions	[mm]
Solder pin length	1.4
Length l	6.9
Height h	9.2



Ordering data

No. of pos.	Type	Order No.	Pcs./ Pkt.	Width w [mm]
2	MCV 1,5/ 2-GF-3,5 P14 THRR32	1779941	200	17.3
3	MCV 1,5/ 3-GF-3,5 P14 THRR56	1779967	200	20.8
4	MCV 1,5/ 4-GF-3,5 P14 THRR56	1779983	200	24.3
5	MCV 1,5/ 5-GF-3,5 P14 THRR56	1780008	200	27.8
6	MCV 1,5/ 6-GF-3,5 P14 THRR56	1780024	200	31.3
7	MCV 1,5/ 7-GF-3,5 P14 THRR56	1780040	200	34.8
8	MCV 1,5/ 8-GF-3,5 P14 THRR56	1780066	200	38.3
9	MCV 1,5/ 9-GF-3,5 P14 THRR56	1780082	200	41.8
10	MCV 1,5/10-GF-3,5 P14 THRR72	1780105	180	45.3
11	MCV 1,5/11-GF-3,5 P14 THRR72	1780147	180	48.8
12	MCV 1,5/12-GF-3,5 P14 THRR72	1780189	180	52.3

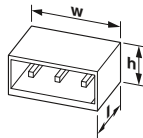


Technical data

Connection system / type of contact	MINI COMBICON / Male connector		
Locking	Threaded flange		
Electrical parameters			
Rated current	[A]	8	
Surge voltage category/degree of pollution		III / 3	III / 2
Rated insulation voltage	[V]	160	160
Rated surge voltage	[kV]	2.5	2.5
Approval data (UL/CUL)			
Use Group		B	C
Nominal voltage/current	[V] / [A]	300 / 8	300 / 8
AWG		-	-
General data			
Type of insulation material / insulation material group	LCP / IIIa		
Inflammability class in acc. with UL 94	V0		

PCB headers, Pitch: 3.5 mm

MC 1,5/...-G-THR, Linear pinning



Dimensions	[mm]
Solder pin length	2
Length l	9.2
Height h	6.9



Ordering data

No. of pos.	Type	Order No.	Pcs./ Pkt.	Width w [mm]
2	MC 1,5/ 2-G-3,5 P20 THRR32	1788738	470	8.39
3	MC 1,5/ 3-G-3,5 P20 THRR32	1788754	470	11.89
4	MC 1,5/ 4-G-3,5 P20 THRR32	1788770	470	15.39
5	MC 1,5/ 5-G-3,5 P20 THRR44	1011109	330	18.89
6	MC 1,5/ 6-G-3,5 P20 THRR44	1011111	330	22.39
7	MC 1,5/ 7-G-3,5 P20 THRR44	1011114	330	25.89
8	MC 1,5/ 8-G-3,5 P20 THRR44	1011115	330	29.39
9	MC 1,5/ 9-G-3,5 P20 THRR56	1788877	470	32.89
10	MC 1,5/10-G-3,5 P20 THRR56	1788893	470	36.39
11	MC 1,5/11-G-3,5 P20 THRR56	1788916	470	39.89
12	MC 1,5/12-G-3,5 P20 THRR72	1788932	380	43.39

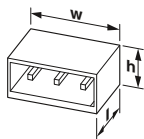


Technical data

Connection system / type of contact	MINI COMBICON / Male connector		
Locking	without		
Electrical parameters			
Rated current	[A]	8	
Surge voltage category/degree of pollution		III / 3	III / 2
Rated insulation voltage	[V]	160	160
Rated surge voltage	[kV]	2.5	2.5
Approval data (UL/CUL)			
Use Group		B	C
Nominal voltage/current	[V] / [A]	300 / 8	300 / 8
AWG		-	-
General data			
Type of insulation material / insulation material group	LCP / IIIa		
Inflammability class in acc. with UL 94	V0		

PCB headers, Pitch: 3.81 mm

MC 1,5/...-G-THR, Linear pinning



Dimensions	[mm]
Solder pin length	2
Length l	9.2
Height h	6.9



Ordering data

No. of pos.	Type	Order No.	Pcs./ Pkt.	Width w [mm]
2	MC 1,5/ 2-G-3,81 P20 THRR32	1782572	470	9.01
3	MC 1,5/ 3-G-3,81 P20 THRR32	1782585	470	12.82
4	MC 1,5/ 4-G-3,81 P20 THRR32	1782598	470	16.63
5	MC 1,5/ 5-G-3,81 P20 THRR44	1011099	330	20.44
6	MC 1,5/ 6-G-3,81 P20 THRR44	1011101	330	24.25
7	MC 1,5/ 7-G-3,81 P20 THRR44	1011103	330	28.06
8	MC 1,5/ 8-G-3,81 P20 THRR56	1782637	470	31.87
9	MC 1,5/ 9-G-3,81 P20 THRR56	1782640	470	35.68
10	MC 1,5/10-G-3,81 P20 THRR56	1782653	470	39.49
11	MC 1,5/11-G-3,81 P20 THRR56	1782666	470	43.3
12	MC 1,5/12-G-3,81 P20 THRR72	1782679	380	47.11

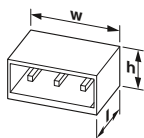


Technical data

Connection system / type of contact	MINI COMBICON / Male connector		
Locking	without		
Electrical parameters			
Rated current	[A]	8	
Surge voltage category/degree of pollution		III / 3	III / 2
Rated insulation voltage	[V]	160	160
Rated surge voltage	[kV]	2.5	2.5
Approval data (UL/CUL)			
Use Group		B	C
Nominal voltage/current	[V] / [A]	300 / 8	300 / 8
AWG		-	-
General data			
Type of insulation material / insulation material group	LCP / IIIa		
Inflammability class in acc. with UL 94	V0		

PCB headers, Pitch: 3.5 mm

MC 1,5/...-GF-THR, Linear pinning



Dimensions	[mm]
Solder pin length	2
Length l	9.2
Height h	6.9



Ordering data

No. of pos.	Type	Order No.	Pcs./ Pkt.	Width w [mm]
2	MC 1,5/ 2-GF-3,5 P20 THRR32	1789397	470	17.3
3	MC 1,5/ 3-GF-3,5 P20 THRR44	1011124	330	20.8
4	MC 1,5/ 4-GF-3,5 P20 THRR44	1011125	330	24.3
5	MC 1,5/ 5-GF-3,5 P20 THRR44	1011126	330	27.8
6	MC 1,5/ 6-GF-3,5 P20 THRR44	1011127	330	31.3
7	MC 1,5/ 7-GF-3,5 P20 THRR56	1789494	470	34.8
8	MC 1,5/ 8-GF-3,5 P20 THRR56	1789517	470	38.8
9	MC 1,5/ 9-GF-3,5 P20 THRR72	1789533	380	41.8
10	MC 1,5/10-GF-3,5 P20 THRR72	1789559	380	45.3
11	MC 1,5/11-GF-3,5 P20 THRR72	1789575	380	48.8
12	MC 1,5/12-GF-3,5 P20 THRR72	1789591	380	52.3



Technical data

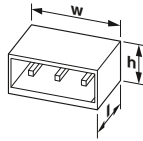
Connection system / type of contact	MINI COMBICON / Male connector		
Locking	Threaded flange		
Electrical parameters			
Rated current	[A]	8	
Surge voltage category/degree of pollution		III / 3	III / 2
Rated insulation voltage	[V]	160	160
Rated surge voltage	[kV]	2.5	2.5
Approval data (UL/CUL)			
Use Group		B	C
Nominal voltage/current	[V] / [A]	300 / 8	300 / 8
AWG		-	-
General data			
Type of insulation material / insulation material group	LCP / IIIa		
Inflammability class in acc. with UL 94	V0		

PCB connectors

Conductor cross section up to 1.5 mm² (AWG 16)

PCB headers, Pitch: 3.81 mm

MC 1,5/...-GF-THR, Linear pinning



Dimensions	[mm]
Solder pin length	2
Length l	9.2
Height h	6.9



Ordering data

No. of pos.	Type	Order No.	Pcs./ Pkt.	Width w [mm]
2	MC 1,5/ 2-GF-3,81 P20 THRR32	1782022	470	18.01
3	MC 1,5/ 3-GF-3,81 P20 THRR44	1011091	330	21.82
4	MC 1,5/ 4-GF-3,81 P20 THRR44	1011093	330	25.63
5	MC 1,5/ 5-GF-3,81 P20 THRR44	1011095	330	29.44
6	MC 1,5/ 6-GF-3,81 P20 THRR56	1782064	470	33.25
7	MC 1,5/ 7-GF-3,81 P20 THRR56	1782077	470	37.06
8	MC 1,5/ 8-GF-3,81 P20 THRR56	1782080	470	40.87
9	MC 1,5/ 9-GF-3,81 P20 THRR72	1782093	380	44.68
10	MC 1,5/10-GF-3,81 P20 THRR72	1782103	380	48.49
11	MC 1,5/11-GF-3,81 P20 THRR72	1782116	380	52.3
12	MC 1,5/12-GF-3,81 P20 THRR72	1782129	380	56.11

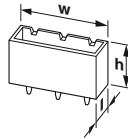


Technical data

Connection system / type of contact	MINI COMBICON / Male connector		
Locking	Threaded flange		
Electrical parameters			
Rated current	[A]	8	
Surge voltage category/degree of pollution		III / 3	III / 2
Rated insulation voltage	[V]	160	160
Rated surge voltage	[kV]	2.5	2.5
Approval data (UL/CUL)			
Use Group		B	C
Nominal voltage/current	[V] / [A]	300 / 8	300 / 8
AWG		-	-
General data			
Type of insulation material / insulation material group	LCP / IIIa		
Inflammability class in acc. with UL 94	V0		

PCB headers, Pitch: 3.5 mm

MCV 1,5/...-G-THR, Linear pinning



Dimensions	[mm]
Solder pin length	2
Length l	6.9
Height h	9.2



Ordering data

No. of pos.	Type	Order No.	Pcs./ Pkt.	Width w [mm]
2	MCV 1,5/ 2-G-3,5 P20 THRR32	1780888	200	8.4
3	MCV 1,5/ 3-G-3,5 P20 THRR32	1780901	200	11.9
4	MCV 1,5/ 4-G-3,5 P20 THRR32	1780927	200	15.4
5	MCV 1,5/ 5-G-3,5 P20 THRR56	1780943	200	18.9
6	MCV 1,5/ 6-G-3,5 P20 THRR56	1780969	200	22.4
7	MCV 1,5/ 7-G-3,5 P20 THRR56	1780985	200	25.9
8	MCV 1,5/ 8-G-3,5 P20 THRR56	1781007	200	29.4
9	MCV 1,5/ 9-G-3,5 P20 THRR56	1781023	200	32.9
10	MCV 1,5/10-G-3,5 P20 THRR56	1781049	200	36.4
11	MCV 1,5/11-G-3,5 P20 THRR56	1781065	200	39.9
12	MCV 1,5/12-G-3,5 P20 THRR72	1781081	180	43.4

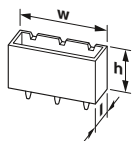


Technical data

Connection system / type of contact	MINI COMBICON / Male connector		
Locking	without		
Electrical parameters			
Rated current	[A]	8	
Surge voltage category/degree of pollution		III / 3	III / 2
Rated insulation voltage	[V]	160	160
Rated surge voltage	[kV]	2.5	2.5
Approval data (UL/CUL)			
Use Group		B	C
Nominal voltage/current	[V] / [A]	300 / 8	300 / 8
AWG		-	-
General data			
Type of insulation material / insulation material group	LCP / IIIa		
Inflammability class in acc. with UL 94	V0		

PCB headers, Pitch: 3.81 mm

MCV 1,5/...-G-THR, Linear pinning



Dimensions	[mm]
Solder pin length	2
Length l	7.25
Height h	9.2



Ordering data

No. of pos.	Type	Order No.	Pcs./ Pkt.	Width w [mm]
2	MCV 1,5/ 2-G-3,81 P20 THRR32	1825665	200	9.01
3	MCV 1,5/ 3-G-3,81 P20 THRR32	1825678	200	12.82
4	MCV 1,5/ 4-G-3,81 P20 THRR32	1825681	200	16.61
5	MCV 1,5/ 5-G-3,81 P20 THRR56	1825694	200	20.44
6	MCV 1,5/ 6-G-3,81 P20 THRR56	1825704	200	24.25
7	MCV 1,5/ 7-G-3,81 P20 THRR56	1825717	200	28.06
8	MCV 1,5/ 8-G-3,81 P20 THRR56	1825720	200	31.87
9	MCV 1,5/ 9-G-3,81 P20 THRR56	1825733	200	35.68
10	MCV 1,5/10-G-3,81 P20 THRR56	1825746	200	39.49
11	MCV 1,5/11-G-3,81 P20 THRR72	1825759	200	43.3
12	MCV 1,5/12-G-3,81 P20 THRR72	1825762	180	47.11

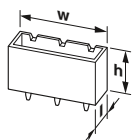


Technical data

Connection system / type of contact	MINI COMBICON / Male connector		
Locking	without		
Electrical parameters			
Rated current	[A]	8	
Surge voltage category/degree of pollution		III / 3	III / 2
Rated insulation voltage	[V]	160	160
Rated surge voltage	[kV]	2.5	2.5
Approval data (UL/CUL)			
Use Group		B	C
Nominal voltage/current	[V] / [A]	300 / 8	300 / 8
AWG		-	-
General data			
Type of insulation material / insulation material group	LCP / IIIa		
Inflammability class in acc. with UL 94	V0		

PCB headers, Pitch: 3.5 mm

MCV 1,5/...-GF-THR, Linear pinning



Dimensions	[mm]
Solder pin length	2
Length l	6.9
Height h	9.2



Ordering data

No. of pos.	Type	Order No.	Pcs./ Pkt.	Width w [mm]
2	MCV 1,5/ 2-GF-3,5 P20 THRR32	1780668	200	17.3
3	MCV 1,5/ 3-GF-3,5 P20 THRR56	1780684	200	20.8
4	MCV 1,5/ 4-GF-3,5 P20 THRR56	1780707	200	24.3
5	MCV 1,5/ 5-GF-3,5 P20 THRR56	1780723	200	27.8
6	MCV 1,5/ 6-GF-3,5 P20 THRR56	1780749	200	31.3
7	MCV 1,5/ 7-GF-3,5 P20 THRR56	1780765	200	34.8
8	MCV 1,5/ 8-GF-3,5 P20 THRR56	1780781	200	38.3
9	MCV 1,5/ 9-GF-3,5 P20 THRR56	1780804	200	41.8
10	MCV 1,5/10-GF-3,5 P20 THRR72	1780820	180	45.3
11	MCV 1,5/11-GF-3,5 P20 THRR72	1780846	180	48.8
12	MCV 1,5/12-GF-3,5 P20 THRR72	1780862	180	52.3



Technical data

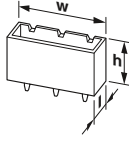
Connection system / type of contact	MINI COMBICON / Male connector		
Locking	Threaded flange		
Electrical parameters			
Rated current	[A]	8	
Surge voltage category/degree of pollution		III / 3	III / 2
Rated insulation voltage	[V]	160	160
Rated surge voltage	[kV]	2.5	2.5
Approval data (UL/CUL)			
Use Group		B	C
Nominal voltage/current	[V] / [A]	300 / 8	300 / 8
AWG		-	-
General data			
Type of insulation material / insulation material group	LCP / IIIa		
Inflammability class in acc. with UL 94	V0		

PCB connectors

Conductor cross section up to 1.5 mm² (AWG 16)

PCB headers, Pitch: 3.81 mm

MCV 1,5/...-GF-THR, Linear pinning



Dimensions	[mm]
Solder pin length	2
Length l	7.25
Height h	9.2



Ordering data

No. of pos.	Type	Order No.	Pcs./ Pkt.	Width w [mm]
2	MCV 1,5/ 2-GF-3,81 P20 THRR32	1825775	200	18.01
3	MCV 1,5/ 3-GF-3,81 P20 THRR56	1825788	200	21.82
4	MCV 1,5/ 4-GF-3,81 P20 THRR56	1825791	200	25.63
5	MCV 1,5/ 5-GF-3,81 P20 THRR56	1825801	200	29.44
6	MCV 1,5/ 6-GF-3,81 P20 THRR56	1825814	200	33.25
7	MCV 1,5/ 7-GF-3,81 P20 THRR56	1825827	200	37.06
8	MCV 1,5/ 8-GF-3,81 P20 THRR56	1825830	200	40.87
9	MCV 1,5/ 9-GF-3,81 P20 THRR72	1825843	200	44.68
10	MCV 1,5/10-GF-3,81 P20 THRR72	1825856	180	48.49
11	MCV 1,5/11-GF-3,81 P20 THRR72	1825869	180	52.3
12	MCV 1,5/12-GF-3,81 P20 THRR72	1825872	180	56.11

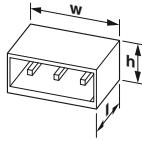


Technical data

Connection system / type of contact	MINI COMBICON / Male connector		
Locking	Threaded flange		
Electrical parameters			
Rated current	[A]	8	
Surge voltage category/degree of pollution		III / 3	III / 2
Rated insulation voltage	[V]	160	160
Rated surge voltage	[kV]	2.5	2.5
Approval data (UL/CUL)			
Use Group		B	C
Nominal voltage/current	[V] / [A]	300 / 8	300 / 8
AWG		-	-
General data			
Type of insulation material / insulation material group	- / IIIa		
Inflammability class in acc. with UL 94	V0		

PCB headers, Pitch: 3.5 mm

MC 1,5/...-G-THR, Linear pinning



Dimensions	[mm]
Solder pin length	2.6
Length l	9.2
Height h	6.9



Ordering data

No. of pos.	Type	Order No.	Pcs./ Pkt.	Width w [mm]
2	MC 1,5/ 2-G-3,5 P26 THRR32	1788518	470	8.39
3	MC 1,5/ 3-G-3,5 P26 THRR32	1788534	470	11.89
4	MC 1,5/ 4-G-3,5 P26 THRR32	1788550	470	15.39
5	MC 1,5/ 5-G-3,5 P26 THRR44	1011106	330	9.85
6	MC 1,5/ 6-G-3,5 P26 THRR44	1011107	330	22.39
7	MC 1,5/ 7-G-3,5 P26 THRR56	1788615	470	25.89
8	MC 1,5/ 8-G-3,5 P26 THRR44	1011108	330	29.39
9	MC 1,5/ 9-G-3,5 P26 THRR56	1788657	470	32.89
10	MC 1,5/10-G-3,5 P26 THRR56	1788673	470	36.39
11	MC 1,5/11-G-3,5 P26 THRR56	1788699	470	39.89
12	MC 1,5/12-G-3,5 P26 THRR72	1788712	380	43.39

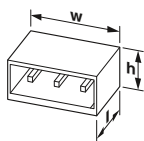


Technical data

Connection system / type of contact	MINI COMBICON / Male connector		
Locking	without		
Electrical parameters			
Rated current	[A]	8	
Surge voltage category/degree of pollution		III / 3	III / 2
Rated insulation voltage	[V]	160	160
Rated surge voltage	[kV]	2.5	2.5
Approval data (UL/CUL)			
Use Group		B	C
Nominal voltage/current	[V] / [A]	300 / 8	300 / 8
AWG		-	-
General data			
Type of insulation material / insulation material group	LCP / IIIa		
Inflammability class in acc. with UL 94	V0		

PCB headers, Pitch: 3.81 mm

MC 1,5/...-G-THR, Linear pinning



Dimensions	[mm]
Solder pin length	2.6
Length l	9.2
Height h	6.9



Ordering data

No. of pos.	Type	Order No.	Pcs./ Pkt.	Width w [mm]
2	MC 1,5/ 2-G-3,81 P26 THRR32	1782462	470	9.01
3	MC 1,5/ 3-G-3,81 P26 THRR32	1782475	470	12.82
4	MC 1,5/ 4-G-3,81 P26 THRR32	1782488	470	16.63
5	MC 1,5/ 5-G-3,81 P26 THRR44	1011090	330	20.44
6	MC 1,5/ 6-G-3,81 P26 THRR56	1782501	470	24.25
7	MC 1,5/ 7-G-3,81 P26 THRR56	1782514	470	28.06
8	MC 1,5/ 8-G-3,81 P26 THRR56	1782527	470	31.87
9	MC 1,5/ 9-G-3,81 P26 THRR56	1782530	470	35.68
10	MC 1,5/10-G-3,81 P26 THRR56	1782543	470	39.49
11	MC 1,5/11-G-3,81 P26 THRR56	1782556	470	43.3
12	MC 1,5/12-G-3,81 P26 THRR72	1782569	380	47.11

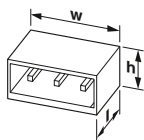


Technical data

Connection system / type of contact	MINI COMBICON / Male connector		
Locking	without		
Electrical parameters			
Rated current	[A]	8	
Surge voltage category/degree of pollution		III / 3	III / 2
Rated insulation voltage	[V]	160	160
Rated surge voltage	[kV]	2.5	2.5
Approval data (UL/CUL)			
Use Group		B	C
Nominal voltage/current	[V] / [A]	300 / 8	300 / 8
AWG		-	-
General data			
Type of insulation material / insulation material group	LCP / IIIa		
Inflammability class in acc. with UL 94	V0		

PCB headers, Pitch: 3.5 mm

MC 1,5/...-GF-THR, Linear pinning



Dimensions	[mm]
Solder pin length	2.6
Length l	9.2
Height h	6.9



Ordering data

No. of pos.	Type	Order No.	Pcs./ Pkt.	Width w [mm]
2	MC 1,5/ 2-GF-3,5 P26 THRR32	1789177	470	17.3
3	MC 1,5/ 3-GF-3,5 P26 THRR44	1011120	330	20.8
4	MC 1,5/ 4-GF-3,5 P26 THRR44	1011121	330	24.3
5	MC 1,5/ 5-GF-3,5 P26 THRR44	1011122	330	27.8
6	MC 1,5/ 6-GF-3,5 P26 THRR56	1789258	470	31.3
7	MC 1,5/ 7-GF-3,5 P26 THRR56	1789274	470	34.8
8	MC 1,5/ 8-GF-3,5 P26 THRR56	1789290	470	38.3
9	MC 1,5/ 9-GF-3,5 P26 THRR72	1789313	380	41.8
10	MC 1,5/10-GF-3,5 P26 THRR72	1789339	380	45.3
11	MC 1,5/11-GF-3,5 P26 THRR72	1789355	380	48.8
12	MC 1,5/12-GF-3,5 P26 THRR72	1789371	380	52.3



Technical data

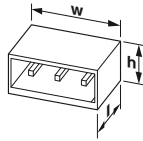
Connection system / type of contact	MINI COMBICON / Male connector		
Locking	Threaded flange		
Electrical parameters			
Rated current	[A]	8	
Surge voltage category/degree of pollution		III / 3	III / 2
Rated insulation voltage	[V]	160	160
Rated surge voltage	[kV]	2.5	2.5
Approval data (UL/CUL)			
Use Group		B	C
Nominal voltage/current	[V] / [A]	300 / 8	300 / 8
AWG		-	-
General data			
Type of insulation material / insulation material group	LCP / IIIa		
Inflammability class in acc. with UL 94	V0		

PCB connectors

Conductor cross section up to 1.5 mm² (AWG 16)

PCB headers, Pitch: 3.81 mm

MC 1,5/...-GF-THR, Linear pinning



Dimensions	[mm]
Solder pin length	2.6
Length l	9.2
Height h	6.9



Ordering data

No. of pos.	Type	Order No.	Pcs./ Pkt.	Width w [mm]
2	MC 1,5/ 2-GF-3,81 P26 THRR32	1781913	470	18.01
3	MC 1,5/ 3-GF-3,81 P26 THRR56	1781926	470	21.82
4	MC 1,5/ 4-GF-3,81 P26 THRR56	1781939	470	25.63
5	MC 1,5/ 5-GF-3,81 P26 THRR56	1781942	470	29.44
6	MC 1,5/ 6-GF-3,81 P26 THRR56	1781955	470	33.25
7	MC 1,5/ 7-GF-3,81 P26 THRR56	1781968	470	37.06
8	MC 1,5/ 8-GF-3,81 P26 THRR56	1781971	470	40.87
9	MC 1,5/ 9-GF-3,81 P26 THRR72	1781984	380	44.68
10	MC 1,5/10-GF-3,81 P26 THRR72	1781997	380	48.49
11	MC 1,5/11-GF-3,81 P26 THRR72	1782006	380	52.3
12	MC 1,5/12-GF-3,81 P26 THRR72	1782019	380	56.11

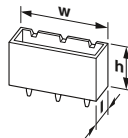


Technical data

Connection system / type of contact	MINI COMBICON / Male connector		
Locking	Threaded flange		
Electrical parameters			
Rated current	[A]	8	
Surge voltage category/degree of pollution		III/3	III / 2 II / 2
Rated insulation voltage	[V]	160	160 250
Rated surge voltage	[kV]	2.5	2.5 2.5
Approval data (UL/CUL)			
Use Group		B	C D
Nominal voltage/current	[V] / [A]	300 / 8	- 300 / 8
AWG		-	- -
General data			
Type of insulation material / insulation material group	LCP / IIIa		
Inflammability class in acc. with UL 94	V0		

PCB headers, Pitch: 3.5 mm

MCV 1,5/...-G-THR, Linear pinning



Dimensions	[mm]
Solder pin length	2.6
Length l	6.9
Height h	9.2



Ordering data

No. of pos.	Type	Order No.	Pcs./ Pkt.	Width w [mm]
2	MCV 1,5/ 2-G-3,5 P26 THRR32	1779378	200	8.4
3	MCV 1,5/ 3-G-3,5 P26 THRR32	1779394	200	11.9
4	MCV 1,5/ 4-G-3,5 P26 THRR32	1779417	200	15.4
5	MCV 1,5/ 5-G-3,5 P26 THRR56	1779433	200	18.9
6	MCV 1,5/ 6-G-3,5 P26 THRR56	1779459	200	22.4
7	MCV 1,5/ 7-G-3,5 P26 THRR56	1779475	200	25.9
8	MCV 1,5/ 8-G-3,5 P26 THRR56	1779491	200	29.4
9	MCV 1,5/ 9-G-3,5 P26 THRR56	1779514	200	32.9
10	MCV 1,5/10-G-3,5 P26 THRR56	1779530	200	36.4
11	MCV 1,5/11-G-3,5 P26 THRR56	1779899	200	39.9
12	MCV 1,5/12-G-3,5 P26 THRR72	1779572	180	43.4

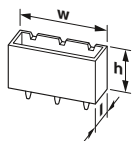


Technical data

Connection system / type of contact	MINI COMBICON / Male connector		
Locking	without		
Electrical parameters			
Rated current	[A]	8	
Surge voltage category/degree of pollution		III/3	III / 2 II / 2
Rated insulation voltage	[V]	160	160 250
Rated surge voltage	[kV]	2.5	2.5 2.5
General data			
Type of insulation material / insulation material group	LCP / IIIa		
Inflammability class in acc. with UL 94	V0		

PCB headers, Pitch: 3.81 mm

MCV 1,5/...-G-THR, Linear pinning



Dimensions	[mm]
Solder pin length	2.6
Length l	6.9
Height h	9.2



Ordering data

No. of pos.	Type	Order No.	Pcs./ Pkt.	Width w [mm]
2	MCV 1,5/ 2-G-3,81 P26 THRR32	1713554	200	8.4
3	MCV 1,5/ 3-G-3,81 P26 THRR32	1712843	200	11.9
4	MCV 1,5/ 4-G-3,81 P26 THRR32	1712872	200	15.4
5	MCV 1,5/ 5-G-3,81 P26 THRR56	1712898	200	18.9
6	MCV 1,5/ 6-G-3,81 P26 THRR56	1712911	200	22.4
7	MCV 1,5/ 7-G-3,81 P26 THRR56	1712937	200	25.9
8	MCV 1,5/ 8-G-3,81 P26 THRR56	1712940	200	29.4
9	MCV 1,5/ 9-G-3,81 P26 THRR56	1713567	200	32.9
10	MCV 1,5/10-G-3,81 P26 THRR56	1712966	200	36.4
11	MCV 1,5/11-G-3,81 P26 THRR72	1714003	180	39.9
12	MCV 1,5/12-G-3,81 P26 THRR72	1712982	200	43.4

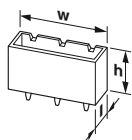


Technical data

Connection system / type of contact	MINI COMBICON / Male connector		
Locking	without		
Electrical parameters			
Rated current	[A]	8	
Surge voltage category/degree of pollution		III / 3	III / 2
Rated insulation voltage	[V]	160	160
Rated surge voltage	[kV]	2.5	2.5
Approval data (UL/CUL)			
Use Group		B	C
Nominal voltage/current	[V] / [A]	300 / 8	300 / 8
AWG		-	-
General data			
Type of insulation material / insulation material group	LCP / IIIa		
Inflammability class in acc. with UL 94	V0		

PCB headers, Pitch: 3.5 mm

MCV 1,5/...-GF-THR, Linear pinning



Dimensions	[mm]
Solder pin length	2.6
Length l	6.9
Height h	9.2



Ordering data

No. of pos.	Type	Order No.	Pcs./ Pkt.	Width w [mm]
2	MCV 1,5/ 2-GF-3,5 P26 THRR32	1779077	200	17.3
3	MCV 1,5/ 3-GF-3,5 P26 THRR56	1779093	200	20.8
4	MCV 1,5/ 4-GF-3,5 P26 THRR56	1779116	200	24.3
5	MCV 1,5/ 5-GF-3,5 P26 THRR56	1779132	200	27.8
6	MCV 1,5/ 6-GF-3,5 P26 THRR56	1779158	200	31.3
7	MCV 1,5/ 7-GF-3,5 P26 THRR56	1779174	200	34.8
8	MCV 1,5/ 8-GF-3,5 P26 THRR56	1779190	200	38.3
9	MCV 1,5/ 9-GF-3,5 P26 THRR56	1779213	200	41.8
10	MCV 1,5/10-GF-3,5 P26 THRR72	1779239	180	45.3
11	MCV 1,5/11-GF-3,5 P26 THRR72	1780121	180	48.8
12	MCV 1,5/12-GF-3,5 P26 THRR72	1780163	180	52.3



Technical data

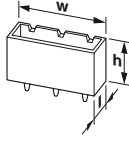
Connection system / type of contact	MINI COMBICON / Male connector		
Locking	Threaded flange		
Electrical parameters			
Rated current	[A]	8	
Surge voltage category/degree of pollution		III / 3	III / 2
Rated insulation voltage	[V]	160	160
Rated surge voltage	[kV]	2.5	2.5
Approval data (UL/CUL)			
Use Group		B	C
Nominal voltage/current	[V] / [A]	300 / 8	300 / 8
AWG		-	-
General data			
Type of insulation material / insulation material group	LCP / IIIa		
Inflammability class in acc. with UL 94	V0		

PCB connectors

Conductor cross section up to 1.5 mm² (AWG 16)

PCB headers, Pitch: 3.81 mm

MCV 1,5/...-GF-THR, Linear pinning



Dimensions	[mm]
Solder pin length	2.6
Length l	7.25
Height h	9.2



Ordering data

No. of pos.	Type	Order No.	Pcs./ Pkt.	Width w [mm]
2	MCV 1,5/ 2-GF-3,81 P26 THRR32	1713347	200	18.01
3	MCV 1,5/ 3-GF-3,81 P26 THRR56	1713350	200	21.82
4	MCV 1,5/ 4-GF-3,81 P26 THRR56	1713363	200	25.63
5	MCV 1,5/ 5-GF-3,81 P26 THRR56	1713376	200	29.44
6	MCV 1,5/ 6-GF-3,81 P26 THRR56	1713389	200	33.25
7	MCV 1,5/ 7-GF-3,81 P26 THRR56	1713392	200	37.06
8	MCV 1,5/ 8-GF-3,81 P26 THRR56	1713402	200	40.87
9	MCV 1,5/ 9-GF-3,81 P26 THRR72	1713415	180	44.68
10	MCV 1,5/10-GF-3,81 P26 THRR72	1713428	200	48.49
11	MCV 1,5/11-GF-3,81 P26 THRR72	1713431	200	52.3
12	MCV 1,5/12-GF-3,81 P26 THRR72	1713444	200	56.11

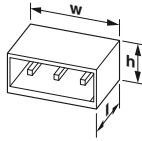


Technical data

Connection system / type of contact	MINI COMBICON / Male connector		
Locking	Threaded flange		
Electrical parameters			
Rated current	[A]	8	
Surge voltage category/degree of pollution		III / 3	III / 2
Rated insulation voltage	[V]	160	160
Rated surge voltage	[kV]	2.5	2.5
Approval data (UL/CUL)			
Use Group		B	C
Nominal voltage/current	[V] / [A]	300 / 8	300 / 8
AWG		-	-
General data			
Type of insulation material / insulation material group	LCP / IIIa		
Inflammability class in acc. with UL 94	V0		

PCB headers, Pitch: 3.5 mm

MC 1,5/...-G-THR, Linear pinning



Dimensions	[mm]
Solder pin length	1.4
Length l	9.2
Height h	6.9



Ordering data

No. of pos.	Type	Order No.	Pcs./ Pkt.	Width w [mm]
2	MC 1,5/ 2-G-3,5 P14 THR	1788945	50	8.39
3	MC 1,5/ 3-G-3,5 P14 THR	1788961	50	11.89
4	MC 1,5/ 4-G-3,5 P14 THR	1788987	50	15.39
5	MC 1,5/ 5-G-3,5 P14 THR	1789009	50	18.89
6	MC 1,5/ 6-G-3,5 P14 THR	1789025	50	22.39
7	MC 1,5/ 7-G-3,5 P14 THR	1789041	50	25.89
8	MC 1,5/ 8-G-3,5 P14 THR	1789067	50	29.39
9	MC 1,5/ 9-G-3,5 P14 THR	1789083	50	32.89
10	MC 1,5/10-G-3,5 P14 THR	1789106	50	36.39
11	MC 1,5/11-G-3,5 P14 THR	1789122	50	39.89
12	MC 1,5/12-G-3,5 P14 THR	1789148	50	43.39

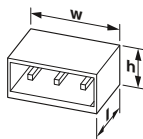


Technical data

Connection system / type of contact	MINI COMBICON / Male connector		
Locking	without		
Electrical parameters			
Rated current	[A]	8	
Surge voltage category/degree of pollution		III / 3	III / 2
Rated insulation voltage	[V]	160	160
Rated surge voltage	[kV]	2.5	2.5
Approval data (UL/CUL)			
Use Group		B	C
Nominal voltage/current	[V] / [A]	300 / 8	300 / 8
AWG		-	-
General data			
Type of insulation material / insulation material group	LCP / IIIa		
Inflammability class in acc. with UL 94	V0		

PCB headers, Pitch: 3.81 mm

MC 1,5/...-G-THR, Linear pinning



Dimensions	[mm]
Solder pin length	1.4
Length l	9.2
Height h	6.9



Ordering data

No. of pos.	Type	Order No.	Pcs./ Pkt.	Width w [mm]
2	MC 1,5/ 2-G-3,81 P14 THR	1782352	100	9.01
3	MC 1,5/ 3-G-3,81 P14 THR	1782365	100	12.82
4	MC 1,5/ 4-G-3,81 P14 THR	1782378	100	16.63
5	MC 1,5/ 5-G-3,81 P14 THR	1782381	50	20.44
6	MC 1,5/ 6-G-3,81 P14 THR	1782394	50	24.25
7	MC 1,5/ 7-G-3,81 P14 THR	1782404	50	28.06
8	MC 1,5/ 8-G-3,81 P14 THR	1782417	50	31.87
9	MC 1,5/ 9-G-3,81 P14 THR	1782420	50	35.68
10	MC 1,5/10-G-3,81 P14 THR	1782433	50	39.49
11	MC 1,5/11-G-3,81 P14 THR	1782446	50	43.3
12	MC 1,5/12-G-3,81 P14 THR	1782459	50	47.11

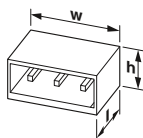


Technical data

Connection system / type of contact	MINI COMBICON / Male connector		
Locking	without		
Electrical parameters			
Rated current	[A]	8	
Surge voltage category/degree of pollution		III / 2	II / 2
Rated insulation voltage	[V]	160	250
Rated surge voltage	[kV]	2.5	2.5
Approval data (UL/CUL)			
Use Group		B	C
Nominal voltage/current	[V] / [A]	300 / 8	300 / 8
AWG		-	-
General data			
Type of insulation material / insulation material group	LCP / IIIa		
Inflammability class in acc. with UL 94	V0		

PCB headers, Pitch: 3.5 mm

MC 1,5/...-GF-THR, Linear pinning



Dimensions	[mm]
Solder pin length	1.4
Length l	9.2
Height h	6.9



Ordering data

No. of pos.	Type	Order No.	Pcs./ Pkt.	Width w [mm]
2	MC 1,5/ 2-GF-3,5 P14 THR	1789601	50	17.3
3	MC 1,5/ 3-GF-3,5 P14 THR	1789627	50	20.8
4	MC 1,5/ 4-GF-3,5 P14 THR	1789643	50	24.3
5	MC 1,5/ 5-GF-3,5 P14 THR	1789669	50	27.8
6	MC 1,5/ 6-GF-3,5 P14 THR	1789685	50	31.3
7	MC 1,5/ 7-GF-3,5 P14 THR	1789708	50	34.8
8	MC 1,5/ 8-GF-3,5 P14 THR	1789724	50	38.3
9	MC 1,5/ 9-GF-3,5 P14 THR	1789740	50	41.8
10	MC 1,5/10-GF-3,5 P14 THR	1789766	50	45.3
11	MC 1,5/11-GF-3,5 P14 THR	1789782	50	48.8
12	MC 1,5/12-GF-3,5 P14 THR	1789805	50	52.3



Technical data

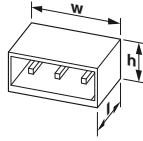
Connection system / type of contact	MINI COMBICON / Male connector		
Locking	Threaded flange		
Electrical parameters			
Rated current	[A]	8	
Surge voltage category/degree of pollution		III / 2	II / 2
Rated insulation voltage	[V]	160	250
Rated surge voltage	[kV]	2.5	2.5
Approval data (UL/CUL)			
Use Group		B	C
Nominal voltage/current	[V] / [A]	300 / 8	300 / 8
AWG		-	-
General data			
Type of insulation material / insulation material group	LCP / IIIa		
Inflammability class in acc. with UL 94	V0		

PCB connectors

Conductor cross section up to 1.5 mm² (AWG 16)

PCB headers, Pitch: 3.81 mm

MC 1,5/...-GF-THR, Linear pinning



Dimensions	[mm]
Solder pin length	1.4
Length l	9.2
Height h	6.9



Ordering data

No. of pos.	Type	Order No.	Pcs./ Pkt.	Width w [mm]
2	MC 1,5/ 2-GF-3,81 P14 THR	1781803	100	18.01
3	MC 1,5/ 3-GF-3,81 P14 THR	1781816	100	21.82
4	MC 1,5/ 4-GF-3,81 P14 THR	1781829	100	25.63
5	MC 1,5/ 5-GF-3,81 P14 THR	1781832	50	29.44
6	MC 1,5/ 6-GF-3,81 P14 THR	1781845	50	33.25
7	MC 1,5/ 7-GF-3,81 P14 THR	1781858	50	37.06
8	MC 1,5/ 8-GF-3,81 P14 THR	1781861	50	40.87
9	MC 1,5/ 9-GF-3,81 P14 THR	1781874	50	44.68
10	MC 1,5/10-GF-3,81 P14 THR	1781887	50	48.49
11	MC 1,5/11-GF-3,81 P14 THR	1781890	50	52.3
12	MC 1,5/12-GF-3,81 P14 THR	1781900	50	56.11

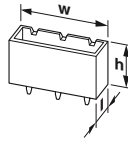


Technical data

Connection system / type of contact	MINI COMBICON / Male connector		
Locking	Threaded flange		
Electrical parameters			
Rated current	[A]	8	
Surge voltage category/degree of pollution		III / 3	III / 2
Rated insulation voltage	[V]	160	160
Rated surge voltage	[kV]	2.5	2.5
Approval data (UL/CUL)			
Use Group		B	C
Nominal voltage/current	[V] / [A]	300 / 8	300 / 8
AWG		-	-
General data			
Type of insulation material / insulation material group	LCP / IIIa		
Inflammability class in acc. with UL 94	V0		

PCB headers, Pitch: 3.5 mm

MCV 1,5/...-G-THR, Linear pinning



Dimensions	[mm]
Solder pin length	1.4
Length l	6.9
Height h	9.2



Ordering data

No. of pos.	Type	Order No.	Pcs./ Pkt.	Width w [mm]
2	MCV 1,5/ 2-G-3,5 P14 THR	1780192	100	8.4
3	MCV 1,5/ 3-G-3,5 P14 THR	1780215	100	11.9
4	MCV 1,5/ 4-G-3,5 P14 THR	1780231	100	15.4
5	MCV 1,5/ 5-G-3,5 P14 THR	1780257	50	18.9
6	MCV 1,5/ 6-G-3,5 P14 THR	1780273	50	22.4
7	MCV 1,5/ 7-G-3,5 P14 THR	1780299	50	25.9
8	MCV 1,5/ 8-G-3,5 P14 THR	1780312	50	29.4
9	MCV 1,5/ 9-G-3,5 P14 THR	1780338	50	32.9
10	MCV 1,5/10-G-3,5 P14 THR	1780354	50	36.4
11	MCV 1,5/11-G-3,5 P14 THR	1780370	50	39.9
12	MCV 1,5/12-G-3,5 P14 THR	1780396	50	43.4

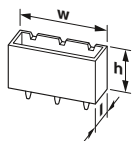


Technical data

Connection system / type of contact	MINI COMBICON / Male connector		
Locking	without		
Electrical parameters			
Rated current	[A]	8	
Surge voltage category/degree of pollution		III / 3	III / 2
Rated insulation voltage	[V]	160	160
Rated surge voltage	[kV]	2.5	2.5
Approval data (UL/CUL)			
Use Group		B	C
Nominal voltage/current	[V] / [A]	300 / 8	300 / 8
AWG		-	-
General data			
Type of insulation material / insulation material group	LCP / IIIa		
Inflammability class in acc. with UL 94	V0		

PCB headers, Pitch: 3.81 mm

MCV 1,5/...-G-THR, Linear pinning



Dimensions	[mm]
Solder pin length	1.4
Length l	7.25
Height h	9.2



Ordering data

No. of pos.	Type	Order No.	Pcs./ Pkt.	Width w [mm]
2	MCV 1,5/ 2-G-3,81 P14 THR	1707007	50	9.01
3	MCV 1,5/ 3-G-3,81 P14 THR	1707010	50	12.82
4	MCV 1,5/ 4-G-3,81 P14 THR	1707023	50	16.63
5	MCV 1,5/ 5-G-3,81 P14 THR	1707036	50	20.44
6	MCV 1,5/ 6-G-3,81 P14 THR	1707049	50	24.25
7	MCV 1,5/ 7-G-3,81 P14 THR	1707052	50	28.06
8	MCV 1,5/ 8-G-3,81 P14 THR	1707065	50	31.87
9	MCV 1,5/ 9-G-3,81 P14 THR	1707078	50	35.68
10	MCV 1,5/10-G-3,81 P14 THR	1707081	50	39.49
11	MCV 1,5/11-G-3,81 P14 THR	1707094	50	43.3
12	MCV 1,5/12-G-3,81 P14 THR	1707104	50	47.11

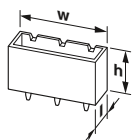


Technical data

Connection system / type of contact	MINI COMBICON / Male connector		
Locking	without		
Electrical parameters			
Rated current	[A]	8	
Surge voltage category/degree of pollution		III / 3	III / 2
Rated insulation voltage	[V]	160	160
Rated surge voltage	[kV]	2.5	2.5
Approval data (UL/CUL)			
Use Group		B	C
Nominal voltage/current	[V] / [A]	300 / 8	300 / 8
AWG		-	-
General data			
Type of insulation material / insulation material group	LCP / IIIa		
Inflammability class in acc. with UL 94	V0		

PCB headers, Pitch: 3.5 mm

MCV 1,5/...-GF-THR, Linear pinning



Dimensions	[mm]
Solder pin length	1.4
Length l	7
Height h	9.2



Ordering data

No. of pos.	Type	Order No.	Pcs./ Pkt.	Width w [mm]
2	MCV 1,5/ 2-GF-3,5 P14 THR	1779938	100	17.3
3	MCV 1,5/ 3-GF-3,5 P14 THR	1779954	100	20.8
3	MCV 1,5/ 3-GF-3,5 P14 THR	1779954	100	20.8
4	MCV 1,5/ 4-GF-3,5 P14 THR	1779970	100	24.3
5	MCV 1,5/ 5-GF-3,5 P14 THR	1779996	50	27.8
6	MCV 1,5/ 6-GF-3,5 P14 THR	1780011	50	31.3
7	MCV 1,5/ 7-GF-3,5 P14 THR	1780037	50	34.8
8	MCV 1,5/ 8-GF-3,5 P14 THR	1780053	50	38.3
9	MCV 1,5/ 9-GF-3,5 P14 THR	1780079	50	41.8
10	MCV 1,5/10-GF-3,5 P14 THR	1780095	50	45.3
11	MCV 1,5/11-GF-3,5 P14 THR	1780134	50	48.8
12	MCV 1,5/12-GF-3,5 P14 THR	1780176	50	52.3



Technical data

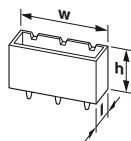
Connection system / type of contact	MINI COMBICON / Male connector		
Locking	Threaded flange		
Electrical parameters			
Rated current	[A]	8	
Surge voltage category/degree of pollution		III / 3	III / 2
Rated insulation voltage	[V]	160	160
Rated surge voltage	[kV]	2.5	2.5
Approval data (UL/CUL)			
Use Group		B	C
Nominal voltage/current	[V] / [A]	300 / 8	300 / 8
AWG		-	-
General data			
Type of insulation material / insulation material group	LCP / IIIa		
Inflammability class in acc. with UL 94	V0		

PCB connectors

Conductor cross section up to 1.5 mm² (AWG 16)

PCB headers, Pitch: 3.81 mm

MCV 1,5/...-GF-THR, Linear pinning



Dimensions	[mm]
Solder pin length	1.4
Length l	7.25
Height h	9.2



Ordering data

No. of pos.	Type	Order No.	Pcs./ Pkt.	Width w [mm]
2	MCV 1,5/ 2-GF-3,81 P14 THR	1707214	50	18.01
3	MCV 1,5/ 3-GF-3,81 P14 THR	1707227	50	21.82
4	MCV 1,5/ 4-GF-3,81 P14 THR	1707230	50	25.63
5	MCV 1,5/ 5-GF-3,81 P14 THR	1707243	50	29.44
6	MCV 1,5/ 6-GF-3,81 P14 THR	1707256	50	33.25
7	MCV 1,5/ 7-GF-3,81 P14 THR	1707269	50	37.06
8	MCV 1,5/ 8-GF-3,81 P14 THR	1707272	50	40.87
9	MCV 1,5/ 9-GF-3,81 P14 THR	1707285	50	44.68
10	MCV 1,5/10-GF-3,81 P14 THR	1707298	50	48.49
11	MCV 1,5/11-GF-3,81 P14 THR	1707308	50	52.3
12	MCV 1,5/12-GF-3,81 P14 THR	1707311	50	56.11

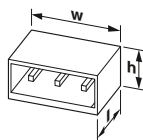


Technical data

Connection system / type of contact	MINI COMBICON / Male connector		
Locking	Threaded flange		
Electrical parameters			
Rated current	[A]	8	
Surge voltage category/degree of pollution		III/3	III / 2
Rated insulation voltage	[V]	160	160
Rated surge voltage	[kV]	2.5	2.5
Approval data (UL/CUL)			
Use Group		B	C
Nominal voltage/current	[V] / [A]	300 / 8	300 / 8
AWG		-	-
General data			
Type of insulation material / insulation material group		LCP / IIIa	
Inflammability class in acc. with UL 94		V0	

PCB headers, Pitch: 3.5 mm

MC 1,5/...-G-THR, Linear pinning



Dimensions	[mm]
Solder pin length	2
Length l	9.2
Height h	6.9



Ordering data

No. of pos.	Type	Order No.	Pcs./ Pkt.	Width w [mm]
2	MC 1,5/ 2-G-3,5 P20 THR	1788725	50	8.39
3	MC 1,5/ 3-G-3,5 P20 THR	1788741	50	11.89
4	MC 1,5/ 4-G-3,5 P20 THR	1788767	50	15.39
5	MC 1,5/ 5-G-3,5 P20 THR	1788783	50	18.89
6	MC 1,5/ 6-G-3,5 P20 THR	1788806	50	22.39
7	MC 1,5/ 7-G-3,5 P20 THR	1788822	50	25.89
8	MC 1,5/ 8-G-3,5 P20 THR	1788848	50	29.39
9	MC 1,5/ 9-G-3,5 P20 THR	1788864	50	32.89
10	MC 1,5/10-G-3,5 P20 THR	1788880	50	36.39
11	MC 1,5/11-G-3,5 P20 THR	1788903	50	39.89
12	MC 1,5/12-G-3,5 P20 THR	1788929	50	43.39
13	MC 1,5/13-G-3,5 P20 THR	1713360	50	46.9
14	MC 1,5/14-G-3,5 P20 THR	1713361	50	50.4
15	MC 1,5/15-G-3,5 P20 THR	1713362	50	53.9
16	MC 1,5/16-G-3,5 P20 THR	1713364	50	57.4
17	MC 1,5/17-G-3,5 P20 THR	1713365	50	60.9
18	MC 1,5/18-G-3,5 P20 THR	1713366	50	64.4
19	MC 1,5/19-G-3,5 P20 THR	1713368	50	67.9
20	MC 1,5/20-G-3,5 P20 THR	1713369	50	71.4

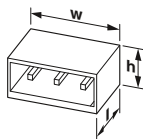


Technical data

Connection system / type of contact	MINI COMBICON / Male connector		
Locking	without		
Electrical parameters			
Rated current	[A]	8	
Surge voltage category/degree of pollution		III/3	III / 2
Rated insulation voltage	[V]	160	160
Rated surge voltage	[kV]	2.5	2.5
Approval data (UL/CUL)			
Use Group		B	C
Nominal voltage/current	[V] / [A]	300 / 8	300 / 8
AWG		-	-
General data			
Type of insulation material / insulation material group		LCP / IIIa	
Inflammability class in acc. with UL 94		V0	

PCB headers, Pitch: 3.81 mm

MC 1,5/..-G-THR, Linear pinning



Dimensions	[mm]
Solder pin length	2
Length l	9.2
Height h	6.9



Ordering data

No. of pos.	Type	Order No.	Pcs./ Pkt.	Width w [mm]
13	MC 1,5/13-G-3,81 P20 THR	1829056	50	50.92
14	MC 1,5/14-G-3,81 P20 THR	1829069	50	54.73
15	MC 1,5/15-G-3,81 P20 THR	1829072	50	58.54
16	MC 1,5/16-G-3,81 P20 THR	1829085	50	62.35
17	MC 1,5/17-G-3,81 P20 THR	1829098	50	66.16
18	MC 1,5/18-G-3,81 P20 THR	1829108	50	69.97
19	MC 1,5/19-G-3,81 P20 THR	1829111	50	73.78
20	MC 1,5/20-G-3,81 P20 THR	1829124	50	77.59

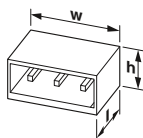


Technical data

Connection system / type of contact	MINI COMBICON / Male connector		
Locking	without		
Electrical parameters			
Rated current	[A]	8	
Surge voltage category/degree of pollution		III / 3	III / 2
Rated insulation voltage	[V]	160	160
Rated surge voltage	[kV]	2.5	2.5
Approval data (UL/CUL)			
Use Group		B	C
Nominal voltage/current	[V] / [A]	300 / 8	300 / 8
AWG		-	-
General data			
Type of insulation material / insulation material group	LCP / IIIa		
Inflammability class in acc. with UL 94	V0		

PCB headers, Pitch: 3.5 mm

MC 1,5/..-GF-THR, Linear pinning



Dimensions	[mm]
Solder pin length	2
Length l	9.2
Height h	6.9



Ordering data

No. of pos.	Type	Order No.	Pcs./ Pkt.	Width w [mm]
2	MC 1,5/ 2-GF-3,5 P20 THR	1789384	50	17.3
3	MC 1,5/ 3-GF-3,5 P20 THR	1789407	50	20.8
4	MC 1,5/ 4-GF-3,5 P20 THR	1789423	50	24.3
5	MC 1,5/ 5-GF-3,5 P20 THR	1789449	50	27.8
6	MC 1,5/ 6-GF-3,5 P20 THR	1789465	50	31.3
7	MC 1,5/ 7-GF-3,5 P20 THR	1789481	50	34.8
8	MC 1,5/ 8-GF-3,5 P20 THR	1789504	50	38.3
9	MC 1,5/ 9-GF-3,5 P20 THR	1789520	50	41.8
10	MC 1,5/10-GF-3,5 P20 THR	1789546	50	45.3
11	MC 1,5/11-GF-3,5 P20 THR	1789562	50	48.8
12	MC 1,5/12-GF-3,5 P20 THR	1789588	50	52.3
13	MC 1,5/13-GF-3,5 P20 THR	1713370	50	55.8
14	MC 1,5/14-GF-3,5 P20 THR	1713371	50	59.3
15	MC 1,5/15-GF-3,5 P20 THR	1713372	50	62.8
16	MC 1,5/16-GF-3,5 P20 THR	1713373	50	66.3
17	MC 1,5/17-GF-3,5 P20 THR	1713374	50	69.8
18	MC 1,5/18-GF-3,5 P20 THR	1713375	50	73.3
19	MC 1,5/19-GF-3,5 P20 THR	1713377	50	76.8
20	MC 1,5/20-GF-3,5 P20 THR	1713378	50	80.3



Technical data

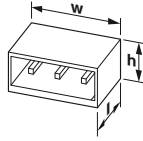
Connection system / type of contact	MINI COMBICON / Male connector		
Locking	Threaded flange		
Electrical parameters			
Rated current	[A]	8	
Surge voltage category/degree of pollution		III / 3	III / 2
Rated insulation voltage	[V]	160	160
Rated surge voltage	[kV]	2.5	2.5
Approval data (UL/CUL)			
Use Group		B	C
Nominal voltage/current	[V] / [A]	300 / 8	300 / 8
AWG		-	-
General data			
Type of insulation material / insulation material group	LCP / IIIa		
Inflammability class in acc. with UL 94	V0		

PCB connectors

Conductor cross section up to 1.5 mm² (AWG 16)

PCB headers, Pitch: 3.81 mm

MC 1,5/..-GF-THR, Linear pinning



Dimensions	[mm]
Solder pin length	2
Length l	9.2
Height h	6.9



Ordering data

No. of pos.	Type	Order No.	Pcs./ Pkt.	Width w [mm]
13	MC 1,5/13-GF-3,81 P20 THR	1829137	50	59.92
14	MC 1,5/14-GF-3,81 P20 THR	1829140	50	63.73
15	MC 1,5/15-GF-3,81 P20 THR	1829153	50	67.54
16	MC 1,5/16-GF-3,81 P20 THR	1829166	50	71.35
17	MC 1,5/17-GF-3,81 P20 THR	1829179	50	75.16
18	MC 1,5/18-GF-3,81 P20 THR	1829182	50	78.97
19	MC 1,5/19-GF-3,81 P20 THR	1829195	50	82.78
20	MC 1,5/20-GF-3,81 P20 THR	1829205	50	86.59



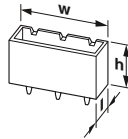
Technical data

Connection system / type of contact	MINI COMBICON / Male connector		
Locking	Threaded flange		
Electrical parameters			
Rated current	[A]	8	
Surge voltage category/degree of pollution		III / 3	III / 2
Rated insulation voltage	[V]	160	160
Rated surge voltage	[kV]	2.5	2.5
Approval data (UL/CUL)			
Use Group		B	C
Nominal voltage/current	[V] / [A]	300 / 8	300 / 8
AWG		-	-
General data			
Type of insulation material / insulation material group	LCP / IIIa		
Inflammability class in acc. with UL 94	V0		

PCB headers, Pitch: 3.5 mm

MCV 1,5/..-G-THR, Linear pinning

new



Dimensions	[mm]
Solder pin length	2
Length l	7
Height h	9.2



Ordering data

No. of pos.	Type	Order No.	Pcs./ Pkt.	Width w [mm]
13	MCV 1,5/13-G-3,5 P20 THR	1713380	50	46.9
14	MCV 1,5/14-G-3,5 P20 THR	1713381	50	50.4
15	MCV 1,5/15-G-3,5 P20 THR	1713382	50	53.9
16	MCV 1,5/16-G-3,5 P20 THR	1713384	50	57.4
17	MCV 1,5/17-G-3,5 P20 THR	1713385	50	60.9
18	MCV 1,5/18-G-3,5 P20 THR	1713386	50	64.4
19	MCV 1,5/19-G-3,5 P20 THR	1713387	50	67.9
20	MCV 1,5/20-G-3,5 P20 THR	1713388	50	71.4

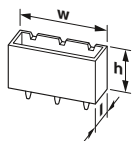


Technical data

Connection system / type of contact	MINI COMBICON / Male connector		
Locking	-		
Electrical parameters			
Rated current	[A]	8	
Surge voltage category/degree of pollution		III / 3	III / 2
Rated insulation voltage	[V]	160	160
Rated surge voltage	[kV]	2.5	2.5
Approval data (UL/CUL)			
Use Group		B	C
Nominal voltage/current	[V] / [A]	300 / 8	300 / 8
AWG		-	-
General data			
Type of insulation material / insulation material group	LCP / IIIa		
Inflammability class in acc. with UL 94	V0		

PCB headers, Pitch: 3.81 mm

MCV 1,5/-G-THR, Linear pinning



Dimensions	[mm]
Solder pin length	2
Length l	7.25
Height h	9.2



Ordering data

No. of pos.	Type	Order No.	Pcs./ Pkt.	Width w [mm]
13	MCV 1,5/13-G-3,81 P20 THR	1828895	50	50.92
14	MCV 1,5/14-G-3,81 P20 THR	1828905	50	54.73
15	MCV 1,5/15-G-3,81 P20 THR	1828918	50	58.54
16	MCV 1,5/16-G-3,81 P20 THR	1828921	50	62.35
17	MCV 1,5/17-G-3,81 P20 THR	1828934	50	66.16
18	MCV 1,5/18-G-3,81 P20 THR	1828947	50	69.97
19	MCV 1,5/19-G-3,81 P20 THR	1828950	50	73.78
20	MCV 1,5/20-G-3,81 P20 THR	1828963	50	77.59



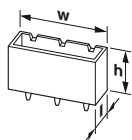
Technical data

Connection system / type of contact	MINI COMBICON / Male connector		
Locking	without		
Electrical parameters			
Rated current	[A]	8	
Surge voltage category/degree of pollution		III / 2	II / 2
Rated insulation voltage	[V]	160	250
Rated surge voltage	[kV]	2.5	2.5
Approval data (UL/CUL)			
Use Group		B	C
Nominal voltage/current	[V] / [A]	300 / 8	300 / 8
AWG			
		-	-
General data			
Type of insulation material / insulation material group	LCP / IIIa		
Inflammability class in acc. with UL 94	V0		

PCB headers, Pitch: 3.5 mm

MCV 1,5/-GF-THR, Linear pinning

new



Dimensions	[mm]
Solder pin length	2
Length l	9.2
Height h	6.9



Ordering data

No. of pos.	Type	Order No.	Pcs./ Pkt.	Width w [mm]
13	MCV 1,5/13-GF-3,5 P20 THR	1713390	50	55.8
14	MCV 1,5/14-GF-3,5 P20 THR	1713391	50	59.3
15	MCV 1,5/15-GF-3,5 P20 THR	1713393	50	62.8
16	MCV 1,5/16-GF-3,5 P20 THR	1713394	50	66.3
17	MCV 1,5/17-GF-3,5 P20 THR	1713395	50	69.8
18	MCV 1,5/18-GF-3,5 P20 THR	1713398	50	73.3
19	MCV 1,5/19-GF-3,5 P20 THR	1713399	50	76.8
20	MCV 1,5/20-GF-3,5 P20 THR	1713400	50	80.3



Technical data

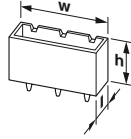
Connection system / type of contact	MINI COMBICON / Male connector		
Locking	-		
Electrical parameters			
Rated current	[A]	8	
Surge voltage category/degree of pollution		III / 2	II / 2
Rated insulation voltage	[V]	160	250
Rated surge voltage	[kV]	2.5	2.5
Approval data (UL/CUL)			
Use Group		B	C
Nominal voltage/current	[V] / [A]	300 / 8	300 / 8
AWG			
		-	-
General data			
Type of insulation material / insulation material group	LCP / IIIa		
Inflammability class in acc. with UL 94	V0		

PCB connectors

Conductor cross section up to 1.5 mm² (AWG 16)

PCB headers, Pitch: 3.81 mm

MCV 1,5/...-GF-THR, Linear pinning



Dimensions	[mm]
Solder pin length	2
Length l	7
Height h	9.2



Ordering data

No. of pos.	Type	Order No.	Pcs./ Pkt.	Width w [mm]
13	MCV 1,5/13-GF-3,81 P20 THR	1828976	50	59.92
14	MCV 1,5/14-GF-3,81 P20 THR	1828989	50	63.73
15	MCV 1,5/15-GF-3,81 P20 THR	1828992	50	67.54
16	MCV 1,5/16-GF-3,81 P20 THR	1829001	50	71.35
17	MCV 1,5/17-GF-3,81 P20 THR	1829014	50	75.16
18	MCV 1,5/18-GF-3,81 P20 THR	1829027	50	78.97
19	MCV 1,5/19-GF-3,81 P20 THR	1829030	50	82.78
20	MCV 1,5/20-GF-3,81 P20 THR	1829043	50	86.59

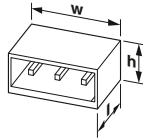


Technical data

Connection system / type of contact	MINI COMBICON / Male connector		
Locking	Threaded flange		
Electrical parameters			
Rated current	[A]	8	
Surge voltage category/degree of pollution		III / 3	III / 2
Rated insulation voltage	[V]	160	160
Rated surge voltage	[kV]	2.5	2.5
Approval data (UL/CUL)			
Use Group		B	C
Nominal voltage/current	[V] / [A]	300 / 8	300 / 8
AWG		-	-
General data			
Type of insulation material / insulation material group	LCP / IIIa		
Inflammability class in acc. with UL 94	V0		

PCB headers, Pitch: 3.5 mm

MC 1,5/...-G-THR, Linear pinning



Dimensions	[mm]
Solder pin length	2.6
Length l	9.2
Height h	6.9



Ordering data

No. of pos.	Type	Order No.	Pcs./ Pkt.	Width w [mm]
2	MC 1,5/ 2-G-3,5 P26 THR	1788505	50	8.39
3	MC 1,5/ 3-G-3,5 P26 THR	1788521	50	11.89
4	MC 1,5/ 4-G-3,5 P26 THR	1788547	50	15.39
5	MC 1,5/ 5-G-3,5 P26 THR	1788563	50	18.89
6	MC 1,5/ 6-G-3,5 P26 THR	1788589	50	22.39
7	MC 1,5/ 7-G-3,5 P26 THR	1788602	50	25.89
8	MC 1,5/ 8-G-3,5 P26 THR	1788628	50	29.39
9	MC 1,5/ 9-G-3,5 P26 THR	1788644	50	32.89
10	MC 1,5/10-G-3,5 P26 THR	1788660	50	36.39
11	MC 1,5/11-G-3,5 P26 THR	1788686	50	39.89
12	MC 1,5/12-G-3,5 P26 THR	1788709	50	43.39

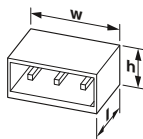


Technical data

Connection system / type of contact	MINI COMBICON / Male connector		
Locking	without		
Electrical parameters			
Rated current	[A]	8	
Surge voltage category/degree of pollution		III / 3	III / 2
Rated insulation voltage	[V]	160	160
Rated surge voltage	[kV]	2.5	2.5
Approval data (UL/CUL)			
Use Group		B	C
Nominal voltage/current	[V] / [A]	300 / 8	300 / 8
AWG		-	-
General data			
Type of insulation material / insulation material group	LCP / IIIa		
Inflammability class in acc. with UL 94	V0		

PCB headers, Pitch: 3.81 mm

MC 1,5/...-G-THR, Linear pinning



Dimensions	[mm]
Solder pin length	2.6
Length l	9.2
Height h	6.9



Ordering data

No. of pos.	Type	Order No.	Pcs./ Pkt.	Width w [mm]
2	MC 1,5/ 2-G-3,81 P26 THR	1721986	100	8.01
3	MC 1,5/ 3-G-3,81 P26 THR	1721999	100	12.82
4	MC 1,5/ 4-G-3,81 P26 THR	1722008	100	16.63
5	MC 1,5/ 5-G-3,81 P26 THR	1722011	50	20.44
6	MC 1,5/ 6-G-3,81 P26 THR	1722024	50	24.25
7	MC 1,5/ 7-G-3,81 P26 THR	1722037	50	28.06
8	MC 1,5/ 8-G-3,81 P26 THR	1722040	50	31.87
9	MC 1,5/ 9-G-3,81 P26 THR	1722053	50	35.68
10	MC 1,5/10-G-3,81 P26 THR	1722066	50	39.49
11	MC 1,5/11-G-3,81 P26 THR	1722079	50	43.3
12	MC 1,5/12-G-3,81 P26 THR	1722082	50	47.11

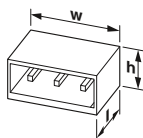


Technical data

Connection system / type of contact	MINI COMBICON / Male connector		
Locking	without		
Electrical parameters			
Rated current	[A]	8	
Surge voltage category/degree of pollution		III / 3	III / 2
Rated insulation voltage	[V]	160	160
Rated surge voltage	[kV]	2.5	2.5
Approval data (UL/CUL)			
Use Group		B	C
Nominal voltage/current	[V] / [A]	300 / 8	300 / 8
AWG		-	-
General data			
Type of insulation material / insulation material group	LCP / IIIa		
Inflammability class in acc. with UL 94	V0		

PCB headers, Pitch: 3.5 mm

MC 1,5/...-GF-THR, Linear pinning



Dimensions	[mm]
Solder pin length	2.6
Length l	9.2
Height h	6.9



Ordering data

No. of pos.	Type	Order No.	Pcs./ Pkt.	Width w [mm]
2	MC 1,5/ 2-GF-3,5 P26 THR	1789164	50	17.3
3	MC 1,5/ 3-GF-3,5 P26 THR	1789180	50	20.8
4	MC 1,5/ 4-GF-3,5 P26 THR	1789203	50	24.3
5	MC 1,5/ 5-GF-3,5 P26 THR	1789229	50	27.8
6	MC 1,5/ 6-GF-3,5 P26 THR	1789245	50	31.3
7	MC 1,5/ 7-GF-3,5 P26 THR	1789261	50	34.8
8	MC 1,5/ 8-GF-3,5 P26 THR	1789287	50	38.3
9	MC 1,5/ 9-GF-3,5 P26 THR	1789300	50	41.8
10	MC 1,5/10-GF-3,5 P26 THR	1789326	50	45.3
11	MC 1,5/11-GF-3,5 P26 THR	1789342	50	48.8
12	MC 1,5/12-GF-3,5 P26 THR	1789368	50	52.3



Technical data

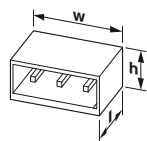
Connection system / type of contact	MINI COMBICON / Male connector		
Locking	Threaded flange		
Electrical parameters			
Rated current	[A]	8	
Surge voltage category/degree of pollution		III / 3	III / 2
Rated insulation voltage	[V]	160	160
Rated surge voltage	[kV]	2.5	2.5
Approval data (UL/CUL)			
Use Group		B	C
Nominal voltage/current	[V] / [A]	300 / 8	300 / 8
AWG		-	-
General data			
Type of insulation material / insulation material group	LCP / IIIa		
Inflammability class in acc. with UL 94	V0		

PCB connectors

Conductor cross section up to 1.5 mm² (AWG 16)

PCB headers, Pitch: 3.81 mm

MC 1,5/...-GF-THR, Linear pinning



Dimensions	[mm]
Solder pin length	2.6
Length l	9.2
Height h	6.9



Ordering data

No. of pos.	Type	Order No.	Pcs./ Pkt.	Width w [mm]
2	MC 1,5/ 2-GF-3,81 P26 THR	1722150	100	18.01
3	MC 1,5/ 3-GF-3,81 P26 THR	1722163	100	21.82
4	MC 1,5/ 4-GF-3,81 P26 THR	1722176	100	25.63
5	MC 1,5/ 5-GF-3,81 P26 THR	1722189	50	29.44
6	MC 1,5/ 6-GF-3,81 P26 THR	1722202	50	33.25
7	MC 1,5/ 7-GF-3,81 P26 THR	1722215	50	37.06
8	MC 1,5/ 8-GF-3,81 P26 THR	1722228	50	40.87
9	MC 1,5/ 9-GF-3,81 P26 THR	1722231	50	44.68
10	MC 1,5/10-GF-3,81 P26 THR	1722244	50	48.49
12	MC 1,5/12-GF-3,81 P26 THR	1722260	50	56.11

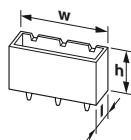


Technical data

Connection system / type of contact	MINI COMBICON / Male connector		
Locking	Threaded flange		
Electrical parameters			
Rated current	[A]	8	
Surge voltage category/degree of pollution		III / 3	III / 2
Rated insulation voltage	[V]	160	160
Rated surge voltage	[kV]	2.5	2.5
Approval data (UL/CUL)			
Use Group		B	C
Nominal voltage/current	[V] / [A]	300 / 8	300 / 8
AWG		-	-
General data			
Type of insulation material / insulation material group		LCP / IIIa	
Inflammability class in acc. with UL 94		V0	

PCB headers, Pitch: 3.5 mm

MCV 1,5/...-G-THR, Linear pinning



Dimensions	[mm]
Solder pin length	2.6
Length l	6.9
Height h	9.2



Ordering data

No. of pos.	Type	Order No.	Pcs./ Pkt.	Width w [mm]
2	MCV 1,5/ 2-G-3,5 P26 THR	1779365	100	8.4
3	MCV 1,5/ 3-G-3,5 P26 THR	1779381	100	11.9
4	MCV 1,5/ 4-G-3,5 P26 THR	1779404	100	15.4
5	MCV 1,5/ 5-G-3,5 P26 THR	1779420	50	18.9
6	MCV 1,5/ 6-G-3,5 P26 THR	1779446	50	22.4
7	MCV 1,5/ 7-G-3,5 P26 THR	1779462	50	25.9
8	MCV 1,5/ 8-G-3,5 P26 THR	1779488	50	39.4
9	MCV 1,5/ 9-G-3,5 P26 THR	1779501	50	32.9
10	MCV 1,5/10-G-3,5 P26 THR	1779527	50	36.4
11	MCV 1,5/11-G-3,5 P26 THR	1779543	50	39.9
12	MCV 1,5/12-G-3,5 P26 THR	1779569	50	43.4

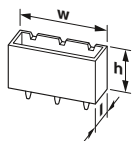


Technical data

Connection system / type of contact	MINI COMBICON / Male connector		
Locking	without		
Electrical parameters			
Rated current	[A]	8	
Surge voltage category/degree of pollution		III / 3	III / 2
Rated insulation voltage	[V]	160	160
Rated surge voltage	[kV]	2.5	2.5
Approval data (UL/CUL)			
Use Group		B	C
Nominal voltage/current	[V] / [A]	300 / 8	300 / 8
AWG		-	-
General data			
Type of insulation material / insulation material group		LCP / IIIa	
Inflammability class in acc. with UL 94		V0	

PCB headers, Pitch: 3.81 mm

MCV 1,5/...-G-THR, Linear pinning



Dimensions	[mm]
Solder pin length	2.6
Length l	7.25
Height h	9.2



Ordering data

No. of pos.	Type	Order No.	Pcs./ Pkt.	Width w [mm]
2	MCV 1,5/ 2-G-3,81 P26 THR	1707421	50	9.01
3	MCV 1,5/ 3-G-3,81 P26 THR	1707434	50	12.82
4	MCV 1,5/ 4-G-3,81 P26 THR	1707447	50	16.63
5	MCV 1,5/ 5-G-3,81 P26 THR	1707450	50	20.44
6	MCV 1,5/ 6-G-3,81 P26 THR	1707463	50	24.25
7	MCV 1,5/ 7-G-3,81 P26 THR	1707476	50	28.06
8	MCV 1,5/ 8-G-3,81 P26 THR	1707489	50	31.87
9	MCV 1,5/ 9-G-3,81 P26 THR	1707492	50	35.68
10	MCV 1,5/10-G-3,81 P26 THR	1707502	50	39.49
11	MCV 1,5/11-G-3,81 P26 THR	1707515	50	43.3
12	MCV 1,5/12-G-3,81 P26 THR	1707528	50	47.11

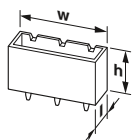


Technical data

Connection system / type of contact	MINI COMBICON / Male connector		
Locking	without		
Electrical parameters			
Rated current	[A]	8	
Surge voltage category/degree of pollution		III / 2	II / 2
Rated insulation voltage	[V]	160	250
Rated surge voltage	[kV]	2.5	2.5
Approval data (UL/CUL)			
Use Group	B	C	D
Nominal voltage/current	[V] / [A]	300 / 8	300 / 8
AWG		-	-
General data			
Type of insulation material / insulation material group	LCP / IIIa		
Inflammability class in acc. with UL 94	V0		

PCB headers, Pitch: 3.5 mm

MCV 1,5/...-GF-THR, Linear pinning



Dimensions	[mm]
Solder pin length	2.6
Length l	6.9
Height h	9.2



Ordering data

No. of pos.	Type	Order No.	Pcs./ Pkt.	Width w [mm]
2	MCV 1,5/ 2-GF-3,5 P26 THR	1779064	100	17.3
3	MCV 1,5/ 3-GF-3,5 P26 THR	1779080	100	20.8
4	MCV 1,5/ 4-GF-3,5 P26 THR	1779103	100	24.3
5	MCV 1,5/ 5-GF-3,5 P26 THR	1779129	50	27.8
6	MCV 1,5/ 6-GF-3,5 P26 THR	1779145	50	31.3
7	MCV 1,5/ 7-GF-3,5 P26 THR	1779161	50	34.8
8	MCV 1,5/ 8-GF-3,5 P26 THR	1779187	50	38.3
9	MCV 1,5/ 9-GF-3,5 P26 THR	1779200	50	41.8
10	MCV 1,5/10-GF-3,5 P26 THR	1779226	50	44.3
11	MCV 1,5/11-GF-3,5 P26 THR	1780118	50	48.8
12	MCV 1,5/12-GF-3,5 P26 THR	1780150	50	52.3



Technical data

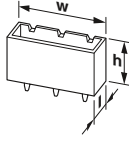
Connection system / type of contact	MINI COMBICON / Male connector		
Locking	Threaded flange		
Electrical parameters			
Rated current	[A]	8	
Surge voltage category/degree of pollution		III / 2	II / 2
Rated insulation voltage	[V]	160	250
Rated surge voltage	[kV]	2.5	2.5
Approval data (UL/CUL)			
Use Group	B	C	D
Nominal voltage/current	[V] / [A]	300 / 8	300 / 8
AWG		-	-
General data			
Type of insulation material / insulation material group	LCP / IIIa		
Inflammability class in acc. with UL 94	V0		

PCB connectors

Conductor cross section up to 1.5 mm² (AWG 16)

PCB headers, Pitch: 3.81 mm

MCV 1,5/...-GF-THR, Linear pinning



Dimensions	[mm]
Solder pin length	2.6
Length l	7.25
Height h	9.2



Ordering data

No. of pos.	Type	Order No.	Pcs./ Pkt.	Width w [mm]
2	MCV 1,5/ 2-GF-3,81 P26 THR	1707638	50	18.01
3	MCV 1,5/ 3-GF-3,81 P26 THR	1707641	50	21.82
4	MCV 1,5/ 4-GF-3,81 P26 THR	1707654	50	25.63
5	MCV 1,5/ 5-GF-3,81 P26 THR	1707667	50	29.44
7	MCV 1,5/ 7-GF-3,81 P26 THR	1707683	50	37.06
8	MCV 1,5/ 8-GF-3,81 P26 THR	1707696	50	40.87
9	MCV 1,5/ 9-GF-3,81 P26 THR	1707706	50	44.68
10	MCV 1,5/10-GF-3,81 P26 THR	1707719	50	48.49
11	MCV 1,5/11-GF-3,81 P26 THR	1707722	50	52.3
12	MCV 1,5/12-GF-3,81 P26 THR	1707735	50	56.11

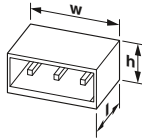


Technical data

Connection system / type of contact	MINI COMBICON / Male connector		
Locking	Threaded flange		
Electrical parameters			
Rated current	[A]	8	
Surge voltage category/degree of pollution		III / 3	III / 2
Rated insulation voltage	[V]	160	160
Rated surge voltage	[kV]	2.5	2.5
Approval data (UL/CUL)			
Use Group		B	C
Nominal voltage/current	[V] / [A]	300 / 8	300 / 8
AWG		-	-
General data			
Type of insulation material / insulation material group	LCP / IIIa		
Inflammability class in acc. with UL 94	V0		

PCB headers, Pitch: 3.5 mm

MCDN 1,5/...-G1-THR, Linear pinning



Dimensions	[mm]
Solder pin length	1.4
Length l	13.3
Height h	15.2



Ordering data

No. of pos.	Type	Order No.	Pcs./ Pkt.	Width w [mm]
5	MCDN 1,5/ 5-G1-3,5 P14THR	1953949	50	19
6	MCDN 1,5/ 6-G1-3,5 P14THR	1953952	50	22.5
7	MCDN 1,5/ 7-G1-3,5 P14THR	1953965	50	26
8	MCDN 1,5/ 8-G1-3,5 P14THR	1953978	50	29.5
9	MCDN 1,5/ 9-G1-3,5 P14THR	1953981	50	33
10	MCDN 1,5/10-G1-3,5 P14THR	1953994	50	36.5
11	MCDN 1,5/11-G1-3,5 P14THR	1954003	50	40
12	MCDN 1,5/12-G1-3,5 P14THR	1954032	50	43.5
13	MCDN 1,5/13-G1-3,5 P14THR	1954045	50	47
14	MCDN 1,5/14-G1-3,5 P14THR	1954058	50	50.5
15	MCDN 1,5/15-G1-3,5 P14THR	1954061	50	54
16	MCDN 1,5/16-G1-3,5 P14THR	1954074	50	57.5
17	MCDN 1,5/17-G1-3,5 P14THR	1954087	50	61
18	MCDN 1,5/18-G1-3,5 P14THR	1954090	50	64.5
19	MCDN 1,5/19-G1-3,5 P14THR	1954100	50	68
20	MCDN 1,5/20-G1-3,5 P14THR	1954113	50	71.5

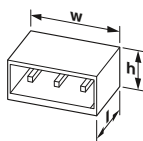


Technical data

Connection system / type of contact	MINI COMBICON / Male connector		
Locking	without		
Electrical parameters			
Rated current	[A]	8	
Surge voltage category/degree of pollution		III / 3	III / 2
Rated insulation voltage	[V]	160	160
Rated surge voltage	[kV]	2.5	2.5
Approval data (UL/CUL)			
Use Group		B	C
Nominal voltage/current	[V] / [A]	150 / 8	150 / 8
AWG		-	-
General data			
Type of insulation material / insulation material group	LCP / IIIa		
Inflammability class in acc. with UL 94	V0		

PCB headers, Pitch: 3.81 mm

MCDN 1,5/...-G1-THR, Linear pinning



Dimensions	[mm]
Solder pin length	1.4
Length l	13.3
Height h	15.2



Ordering data

No. of pos.	Type	Order No.	Pcs./ Pkt.	Width w [mm]
2	MCDN 1,5/ 2-G1-3,81 P14THR	1749337	50	4.9
3	MCDN 1,5/ 3-G1-3,81 P14THR	1749340	50	8.71
4	MCDN 1,5/ 4-G1-3,81 P14THR	1749353	50	16.33
5	MCDN 1,5/ 5-G1-3,81 P14THR	1749366	50	20.14
6	MCDN 1,5/ 6-G1-3,81 P14THR	1749379	50	23.95
7	MCDN 1,5/ 7-G1-3,81 P14THR	1749382	50	27.76
8	MCDN 1,5/ 8-G1-3,81 P14THR	1749395	50	31.57
9	MCDN 1,5/ 9-G1-3,81 P14THR	1749405	50	35.38
10	MCDN 1,5/10-G1-3,81 P14THR	1749418	50	39.19
11	MCDN 1,5/11-G1-3,81 P14THR	1749421	50	43
12	MCDN 1,5/12-G1-3,81 P14THR	1749434	50	46.81
13	MCDN 1,5/13-G1-3,81 P14THR	1749447	50	50.62
14	MCDN 1,5/14-G1-3,81 P14THR	1749450	50	54.43
15	MCDN 1,5/15-G1-3,81 P14THR	1749463	50	58.24
16	MCDN 1,5/16-G1-3,81 P14THR	1749476	50	62.05
17	MCDN 1,5/17-G1-3,81 P14THR	1749489	50	65.86
18	MCDN 1,5/18-G1-3,81 P14THR	1749492	50	69.67
19	MCDN 1,5/19-G1-3,81 P14THR	1749505	50	73.48
20	MCDN 1,5/20-G1-3,81 P14THR	1749515	50	77.29

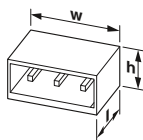


Technical data

Connection system / type of contact		MINI COMBICON / Male connector		
Locking		without		
Electrical parameters				
Rated current	[A]	8		
Surge voltage category/degree of pollution		III/3	III / 2	II / 2
Rated insulation voltage	[V]	160	160	250
Rated surge voltage	[kV]	2.5	2.5	2.5
Approval data (UL/CUL)				
Use Group		B	C	D
Nominal voltage/current	[V] / [A]	150 / 8	-	150 / 8
AWG				
General data				
Type of insulation material / insulation material group		LCP / Illa		
Inflammability class in acc. with UL 94		V0		

PCB headers, Pitch: 3.5 mm

MCDN 1,5/...-G1-RN-THR, Linear pinning



Dimensions	[mm]
Solder pin length	1.4
Length l	13.3
Height h	16



Ordering data

No. of pos.	Type	Order No.	Pcs./ Pkt.	Width w [mm]
2	MCDN 1,5/ 2-G1-3,5 RNP14THR	1953208	50	10.7
3	MCDN 1,5/ 3-G1-3,5 RNP14THR	1953211	50	14.2
4	MCDN 1,5/ 4-G1-3,5 RNP14THR	1953224	50	17.7
5	MCDN 1,5/ 5-G1-3,5 RNP14THR	1953237	50	21.2
6	MCDN 1,5/ 6-G1-3,5 RNP14THR	1953240	50	24.7
7	MCDN 1,5/ 7-G1-3,5 RNP14THR	1953253	50	28.2
8	MCDN 1,5/ 8-G1-3,5 RNP14THR	1953266	50	31.7
9	MCDN 1,5/ 9-G1-3,5 RNP14THR	1953279	50	35.2
10	MCDN 1,5/10-G1-3,5 RNP14THR	1953282	50	38.7
11	MCDN 1,5/11-G1-3,5 RNP14THR	1953295	50	42.2
12	MCDN 1,5/12-G1-3,5 RNP14THR	1953305	50	45.7
13	MCDN 1,5/13-G1-3,5 RNP14THR	1953318	50	49.2
14	MCDN 1,5/14-G1-3,5 RNP14THR	1953321	50	52.7
15	MCDN 1,5/15-G1-3,5 RNP14THR	1953334	50	56.2
16	MCDN 1,5/16-G1-3,5 RNP14THR	1953350	50	59.7
17	MCDN 1,5/17-G1-3,5 RNP14THR	1953363	50	63.2
18	MCDN 1,5/18-G1-3,5 RNP14THR	1953376	50	66.7
19	MCDN 1,5/19-G1-3,5 RNP14THR	1953389	50	70.2
20	MCDN 1,5/20-G1-3,5 RNP14THR	1953392	50	73.7



Technical data

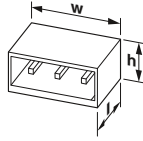
Connection system / type of contact		MINI COMBICON / Male connector		
Locking		Engagement nose		
Electrical parameters				
Rated current	[A]	8		
Surge voltage category/degree of pollution		III/3	III / 2	II / 2
Rated insulation voltage	[V]	160	160	250
Rated surge voltage	[kV]	2.5	2.5	2.5
Approval data (UL/CUL)				
Use Group		B	C	D
Nominal voltage/current	[V] / [A]	150 / 8	-	150 / 8
AWG				
General data				
Type of insulation material / insulation material group		LCP / Illa		
Inflammability class in acc. with UL 94		V0		

PCB connectors

Conductor cross section up to 1.5 mm² (AWG 16)

PCB headers, Pitch: 3.5 mm

MCDN 1,5/...-G1-THR, Linear pinning



Dimensions	[mm]
Solder pin length	2.6
Length l	13.3
Height h	16



Ordering data

No. of pos.	Type	Order No.	Pcs./ Pkt.	Width w [mm]
2	MCDN 1,5/ 2-G1-3,5 P26THR	1953716	50	8.5
3	MCDN 1,5/ 3-G1-3,5 P26THR	1953729	50	12
4	MCDN 1,5/ 4-G1-3,5 P26THR	1953732	50	15.5
5	MCDN 1,5/ 5-G1-3,5 P26THR	1953745	50	19
6	MCDN 1,5/ 6-G1-3,5 P26THR	1953758	50	22.5
7	MCDN 1,5/ 7-G1-3,5 P26THR	1953761	50	26
8	MCDN 1,5/ 8-G1-3,5 P26THR	1953774	50	29.5
9	MCDN 1,5/ 9-G1-3,5 P26THR	1953787	50	33
10	MCDN 1,5/10-G1-3,5 P26THR	1953790	50	36.5
11	MCDN 1,5/11-G1-3,5 P26THR	1953800	50	40
12	MCDN 1,5/12-G1-3,5 P26THR	1953813	50	43.5
13	MCDN 1,5/13-G1-3,5 P26THR	1953826	50	47
14	MCDN 1,5/14-G1-3,5 P26THR	1953839	50	50.5
15	MCDN 1,5/15-G1-3,5 P26THR	1953842	50	54
16	MCDN 1,5/16-G1-3,5 P26THR	1953855	50	57.5
17	MCDN 1,5/17-G1-3,5 P26THR	1953868	50	61
18	MCDN 1,5/18-G1-3,5 P26THR	1953871	50	64.5
19	MCDN 1,5/19-G1-3,5 P26THR	1953884	50	68
20	MCDN 1,5/20-G1-3,5 P26THR	1953897	50	71.5

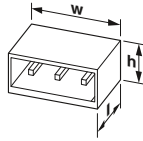


Technical data

Connection system / type of contact	MINI COMBICON / Male connector		
Locking	without		
Electrical parameters			
Rated current	[A]	8	
Surge voltage category/degree of pollution		III/3	III / 2
Rated insulation voltage	[V]	160	160
Rated surge voltage	[kV]	2.5	2.5
Approval data (UL/CUL)			
Use Group		B	C
Nominal voltage/current	[V] / [A]	150 / 8	150 / 8
AWG		-	-
General data			
Type of insulation material / insulation material group	LCP / IIIa		
Inflammability class in acc. with UL 94	V0		

PCB headers, Pitch: 3.81 mm

MCDN 1,5/...-G1-THR, Linear pinning



Dimensions	[mm]
Solder pin length	2.6
Length l	13.3
Height h	15.2



Ordering data

No. of pos.	Type	Order No.	Pcs./ Pkt.	Width w [mm]
2	MCDN 1,5/ 2-G1-3,81 P26THR	1749528	50	8.71
3	MCDN 1,5/ 3-G1-3,81 P26THR	1749531	50	12.52
4	MCDN 1,5/ 4-G1-3,81 P26THR	1749544	50	16.33
5	MCDN 1,5/ 5-G1-3,81 P26THR	1749557	50	20.14
6	MCDN 1,5/ 6-G1-3,81 P26THR	1749560	50	23.95
7	MCDN 1,5/ 7-G1-3,81 P26THR	1749573	50	27.76
8	MCDN 1,5/ 8-G1-3,81 P26THR	1749586	50	31.57
9	MCDN 1,5/ 9-G1-3,81 P26THR	1749599	50	35.38
10	MCDN 1,5/10-G1-3,81 P26THR	1749609	50	39.19
11	MCDN 1,5/11-G1-3,81 P26THR	1749612	50	43
12	MCDN 1,5/12-G1-3,81 P26THR	1749625	50	46.81
13	MCDN 1,5/13-G1-3,81 P26THR	1749638	50	50.62
14	MCDN 1,5/14-G1-3,81 P26THR	1749641	50	54.43
15	MCDN 1,5/15-G1-3,81 P26THR	1749654	50	58.24
16	MCDN 1,5/16-G1-3,81 P26THR	1749667	50	62.05
17	MCDN 1,5/17-G1-3,81 P26THR	1749670	50	65.86
18	MCDN 1,5/18-G1-3,81 P26THR	1749683	50	69.67
19	MCDN 1,5/19-G1-3,81 P26THR	1749696	50	73.48
20	MCDN 1,5/20-G1-3,81 P26THR	1749706	50	77.29

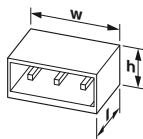


Technical data

Connection system / type of contact	MINI COMBICON / Male connector		
Locking	without		
Electrical parameters			
Rated current	[A]	8	
Surge voltage category/degree of pollution		III/3	III / 2
Rated insulation voltage	[V]	160	160
Rated surge voltage	[kV]	2.5	2.5
Approval data (UL/CUL)			
Use Group		B	C
Nominal voltage/current	[V] / [A]	150 / 8	150 / 8
AWG		-	-
General data			
Type of insulation material / insulation material group	LCP / IIIa		
Inflammability class in acc. with UL 94	V0		

PCB headers, Pitch: 3.5 mm

MCDN 1,5/...-G1-RN-THR, Linear pinning



Dimensions	[mm]
Solder pin length	2.6
Length l	13.3
Height h	16



Ordering data

No. of pos.	Type	Order No.	Pcs./ Pkt.	Width w [mm]
2	MCDN 1,5/ 2-G1-3,5 RNP26THR	1953402	50	10.7
3	MCDN 1,5/ 3-G1-3,5 RNP26THR	1953415	50	14.2
4	MCDN 1,5/ 4-G1-3,5 RNP26THR	1953428	50	17.7
5	MCDN 1,5/ 5-G1-3,5 RNP26THR	1953554	50	21.2
6	MCDN 1,5/ 6-G1-3,5 RNP26THR	1953567	50	24.7
7	MCDN 1,5/ 7-G1-3,5 RNP26THR	1953570	50	28.2
8	MCDN 1,5/ 8-G1-3,5 RNP26THR	1953583	50	31.7
9	MCDN 1,5/ 9-G1-3,5 RNP26THR	1953596	50	35.2
10	MCDN 1,5/10-G1-3,5 RNP26THR	1953606	50	38.7
11	MCDN 1,5/11-G1-3,5 RNP26THR	1953619	50	42.2
12	MCDN 1,5/12-G1-3,5 RNP26THR	1953622	50	45.7
13	MCDN 1,5/13-G1-3,5 RNP26THR	1953635	50	49.2
14	MCDN 1,5/14-G1-3,5 RNP26THR	1953648	50	52.7
15	MCDN 1,5/15-G1-3,5 RNP26THR	1953651	50	56.2
16	MCDN 1,5/16-G1-3,5 RNP26THR	1953664	50	59.7
17	MCDN 1,5/17-G1-3,5 RNP26THR	1953677	50	63.2
18	MCDN 1,5/18-G1-3,5 RNP26THR	1953680	50	66.7
19	MCDN 1,5/19-G1-3,5 RNP26THR	1953693	50	70.2
20	MCDN 1,5/20-G1-3,5 RNP26THR	1953703	50	73.7

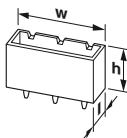


Technical data

Connection system / type of contact	MINI COMBICON / Male connector		
Locking	Threaded flange		
Electrical parameters			
Rated current	[A]	8	
Surge voltage category/degree of pollution		III/3	III / 2 II / 2
Rated insulation voltage	[V]	160	160 250
Rated surge voltage	[kV]	2.5	2.5 2.5
Approval data (UL/CUL)			
Use Group		B	C D
Nominal voltage/current	[V] / [A]	150 / 8	- 150 / 8
AWG		-	- -
General data			
Type of insulation material / insulation material group		LCP / IIIa	
Inflammability class in acc. with UL 94		V0	

PCB headers, Pitch: 3.5 mm

MCDNV 1,5/...-G1-THR, Linear pinning



Dimensions	[mm]
Solder pin length	1.4
Length l	15.2
Height h	13.3



Ordering data

No. of pos.	Type	Order No.	Pcs./ Pkt.	Width w [mm]
2	MCDNV 1,5/ 2-G1-3,5 P14THR	1952979	50	8.5
3	MCDNV 1,5/ 3-G1-3,5 P14THR	1952982	50	12
4	MCDNV 1,5/ 4-G1-3,5 P14THR	1952995	50	15.5
5	MCDNV 1,5/ 5-G1-3,5 P14THR	1953004	50	19
6	MCDNV 1,5/ 6-G1-3,5 P14THR	1953046	50	22.5
7	MCDNV 1,5/ 7-G1-3,5 P14THR	1953059	50	26
8	MCDNV 1,5/ 8-G1-3,5 P14THR	1953062	50	29.5
9	MCDNV 1,5/ 9-G1-3,5 P14THR	1953075	50	33
10	MCDNV 1,5/10-G1-3,5 P14THR	1953088	50	36.5
11	MCDNV 1,5/11-G1-3,5 P14THR	1953101	50	40
12	MCDNV 1,5/12-G1-3,5 P14THR	1953114	50	43.5
13	MCDNV 1,5/13-G1-3,5 P14THR	1953127	50	47
14	MCDNV 1,5/14-G1-3,5 P14THR	1953130	50	50.5
15	MCDNV 1,5/15-G1-3,5 P14THR	1953143	50	54
16	MCDNV 1,5/16-G1-3,5 P14THR	1953156	50	57.5
17	MCDNV 1,5/17-G1-3,5 P14THR	1953169	50	61
18	MCDNV 1,5/18-G1-3,5 P14THR	1953172	50	64.5
19	MCDNV 1,5/19-G1-3,5 P14THR	1953185	50	68
20	MCDNV 1,5/20-G1-3,5 P14THR	1953198	50	71.5



Technical data

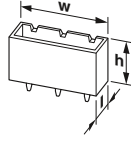
Connection system / type of contact	MINI COMBICON / Male connector		
Locking	without		
Electrical parameters			
Rated current	[A]	8	
Surge voltage category/degree of pollution		III/3	III / 2 II / 2
Rated insulation voltage	[V]	160	160 250
Rated surge voltage	[kV]	2.5	2.5 2.5
Approval data (UL/CUL)			
Use Group		B	C D
Nominal voltage/current	[V] / [A]	150 / 8	- 150 / 8
AWG		-	- -
General data			
Type of insulation material / insulation material group		LCP / IIIa	
Inflammability class in acc. with UL 94		V0	

PCB connectors

Conductor cross section up to 1.5 mm² (AWG 16)

PCB headers, Pitch: 3.81 mm

MCDNV 1,5/...-G1-THR, Linear pinning



Dimensions	[mm]
Solder pin length	1.4
Length l	15.2
Height h	13.3



Ordering data

No. of pos.	Type	Order No.	Pcs./ Pkt.	Width w [mm]
2	MCDNV 1,5/ 2-G1-3,81 P14THR	1750106	50	8.71
3	MCDNV 1,5/ 3-G1-3,81 P14THR	1750119	50	12.52
4	MCDNV 1,5/ 4-G1-3,81 P14THR	1750122	50	16.33
5	MCDNV 1,5/ 5-G1-3,81 P14THR	1750135	50	20.14
6	MCDNV 1,5/ 6-G1-3,81 P14THR	1750148	50	23.95
7	MCDNV 1,5/ 7-G1-3,81 P14THR	1750151	50	27.76
8	MCDNV 1,5/ 8-G1-3,81 P14THR	1750164	50	31.57
9	MCDNV 1,5/ 9-G1-3,81 P14THR	1750177	50	35.38
10	MCDNV 1,5/10-G1-3,81 P14THR	1750180	50	39.19
11	MCDNV 1,5/11-G1-3,81 P14THR	1750193	50	43
12	MCDNV 1,5/12-G1-3,81 P14THR	1750203	50	46.81
13	MCDNV 1,5/13-G1-3,81 P14THR	1750216	50	50.62
14	MCDNV 1,5/14-G1-3,81 P14THR	1750229	50	54.43
15	MCDNV 1,5/15-G1-3,81 P14THR	1750232	50	58.24
16	MCDNV 1,5/16-G1-3,81 P14THR	1750245	50	62.05
17	MCDNV 1,5/17-G1-3,81 P14THR	1750258	50	65.86
18	MCDNV 1,5/18-G1-3,81 P14THR	1750261	50	69.67
19	MCDNV 1,5/19-G1-3,81 P14THR	1750274	50	73.48
20	MCDNV 1,5/20-G1-3,81 P14THR	1750287	50	77.29

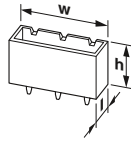


Technical data

Connection system / type of contact	MINI COMBICON / Male connector		
Locking	without		
Electrical parameters			
Rated current	[A]	8	
Surge voltage category/degree of pollution		III / 3	III / 2
Rated insulation voltage	[V]	160	200
Rated surge voltage	[kV]	2.5	2.5
Approval data (UL/CUL)			
Use Group		B	C
Nominal voltage/current	[V] / [A]	150 / 8	150 / 8
AWG		-	-
General data			
Type of insulation material / insulation material group	LCP / IIIa		
Inflammability class in acc. with UL 94	V0		

PCB headers, Pitch: 3.5 mm

MCDNV 1,5/...-G1-RN-THR, Linear pinning



Dimensions	[mm]
Solder pin length	1.4
Length l	15.2
Height h	13.3



Ordering data

No. of pos.	Type	Order No.	Pcs./ Pkt.	Width w [mm]
2	MCDNV 1,5/ 2-G1-3,5 RNP14THR	1952500	50	10.7
3	MCDNV 1,5/ 3-G1-3,5 RNP14THR	1952513	50	14.2
4	MCDNV 1,5/ 4-G1-3,5 RNP14THR	1952526	50	17.7
5	MCDNV 1,5/ 5-G1-3,5 RNP14THR	1952539	50	21.2
6	MCDNV 1,5/ 6-G1-3,5 RNP14THR	1952542	50	24.7
7	MCDNV 1,5/ 7-G1-3,5 RNP14THR	1952555	50	28.2
8	MCDNV 1,5/ 8-G1-3,5 RNP14THR	1952568	50	31.7
9	MCDNV 1,5/ 9-G1-3,5 RNP14THR	1952571	50	35.2
10	MCDNV 1,5/10-G1-3,5 RNP14THR	1952584	50	38.7
11	MCDNV 1,5/11-G1-3,5 RNP14THR	1952597	50	42.2
12	MCDNV 1,5/12-G1-3,5 RNP14THR	1952607	50	45.7
13	MCDNV 1,5/13-G1-3,5 RNP14THR	1952610	50	49.2
14	MCDNV 1,5/14-G1-3,5 RNP14THR	1952623	50	52.7
15	MCDNV 1,5/15-G1-3,5 RNP14THR	1952636	50	56.2
16	MCDNV 1,5/16-G1-3,5 RNP14THR	1952649	50	59.7
17	MCDNV 1,5/17-G1-3,5 RNP14THR	1952652	50	63.2
18	MCDNV 1,5/18-G1-3,5 RNP14THR	1952665	50	66.7
19	MCDNV 1,5/19-G1-3,5 RNP14THR	1952678	50	70.2
20	MCDNV 1,5/20-G1-3,5 RNP14THR	1952681	50	73.7

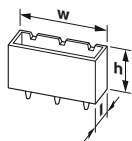


Technical data

Connection system / type of contact	MINI COMBICON / Male connector		
Locking	Engagement nose		
Electrical parameters			
Rated current	[A]	8	
Surge voltage category/degree of pollution		III / 3	III / 2
Rated insulation voltage	[V]	160	250
Rated surge voltage	[kV]	2.5	2.5
Approval data (UL/CUL)			
Use Group		B	C
Nominal voltage/current	[V] / [A]	150 / 8	150 / 8
AWG		-	-
General data			
Type of insulation material / insulation material group	LCP / IIIa		
Inflammability class in acc. with UL 94	V0		

PCB headers, Pitch: 3.5 mm

MCDNV 1,5/...-G1-THR, Linear pinning



Dimensions	[mm]
Solder pin length	2.6
Length l	15.2
Height h	13.5



Ordering data

No. of pos.	Type	Order No.	Pcs./ Pkt.	Width w [mm]
2	MCDNV 1,5/ 2-G1-3,5 P26THR	1952788	50	8.5
3	MCDNV 1,5/ 3-G1-3,5 P26THR	1952791	50	12
4	MCDNV 1,5/ 4-G1-3,5 P26THR	1952801	50	15.5
5	MCDNV 1,5/ 5-G1-3,5 P26THR	1952814	50	19
6	MCDNV 1,5/ 6-G1-3,5 P26THR	1952827	50	22.5
7	MCDNV 1,5/ 7-G1-3,5 P26THR	1952830	50	26
8	MCDNV 1,5/ 8-G1-3,5 P26THR	1952843	50	29.5
9	MCDNV 1,5/ 9-G1-3,5 P26THR	1952856	50	33
10	MCDNV 1,5/10-G1-3,5 P26THR	1952869	50	36.5
11	MCDNV 1,5/11-G1-3,5 P26THR	1952872	50	40
12	MCDNV 1,5/12-G1-3,5 P26THR	1952885	50	43.5
13	MCDNV 1,5/13-G1-3,5 P26THR	1952898	50	47
14	MCDNV 1,5/14-G1-3,5 P26THR	1952908	50	50.5
15	MCDNV 1,5/15-G1-3,5 P26THR	1952911	50	54
16	MCDNV 1,5/16-G1-3,5 P26THR	1952924	50	57.5
17	MCDNV 1,5/17-G1-3,5 P26THR	1952937	50	61
18	MCDNV 1,5/18-G1-3,5 P26THR	1952940	50	64.5
19	MCDNV 1,5/19-G1-3,5 P26THR	1952953	50	68
20	MCDNV 1,5/20-G1-3,5 P26THR	1952966	50	71.5

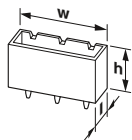


Technical data

Connection system / type of contact		MINI COMBICON / Male connector		
Locking		without		
Electrical parameters				
Rated current	[A]	8		
Surge voltage category/degree of pollution		III/3	III / 2	II / 2
Rated insulation voltage	[V]	160	160	250
Rated surge voltage	[kV]	2.5	2.5	2.5
Approval data (UL/CUL)				
Use Group		B	C	D
Nominal voltage/current	[V] / [A]	150 / 8	-	150 / 8
AWG				
-				
General data				
Type of insulation material / insulation material group		LCP / IIIa		
Inflammability class in acc. with UL 94		V0		

PCB headers, Pitch: 3.81 mm

MCDNV 1,5/...-G1-THR, Linear pinning



Dimensions	[mm]
Solder pin length	2.6
Length l	15.2
Height h	13.3



Ordering data

No. of pos.	Type	Order No.	Pcs./ Pkt.	Width w [mm]
2	MCDNV 1,5/ 2-G1-3,81 P26THR	1750290	50	8.71
3	MCDNV 1,5/ 3-G1-3,81 P26THR	1750300	50	12.52
4	MCDNV 1,5/ 4-G1-3,81 P26THR	1750313	50	16.33
5	MCDNV 1,5/ 5-G1-3,81 P26THR	1750326	50	20.14
6	MCDNV 1,5/ 6-G1-3,81 P26THR	1750339	50	23.95
7	MCDNV 1,5/ 7-G1-3,81 P26THR	1750342	50	27.76
8	MCDNV 1,5/ 8-G1-3,81 P26THR	1750355	50	31.57
9	MCDNV 1,5/ 9-G1-3,81 P26THR	1750368	50	35.38
10	MCDNV 1,5/10-G1-3,81 P26THR	1750371	50	39.19
11	MCDNV 1,5/11-G1-3,81 P26THR	1750384	50	43
12	MCDNV 1,5/12-G1-3,81 P26THR	1750397	50	46.81
13	MCDNV 1,5/13-G1-3,81 P26THR	1750407	50	50.62
14	MCDNV 1,5/14-G1-3,81 P26THR	1750410	50	54.43
15	MCDNV 1,5/15-G1-3,81 P26THR	1750423	50	58.24
16	MCDNV 1,5/16-G1-3,81 P26THR	1750436	50	62.05
17	MCDNV 1,5/17-G1-3,81 P26THR	1750449	50	65.86
18	MCDNV 1,5/18-G1-3,81 P26THR	1750452	50	69.67
19	MCDNV 1,5/19-G1-3,81 P26THR	1750465	50	73.48
20	MCDNV 1,5/20-G1-3,81 P26THR	1750478	50	77.29



Technical data

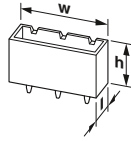
Connection system / type of contact		MINI COMBICON / Male connector		
Locking		without		
Electrical parameters				
Rated current	[A]	8		
Surge voltage category/degree of pollution		III/3	III / 2	II / 2
Rated insulation voltage	[V]	160	200	250
Rated surge voltage	[kV]	2.5	2.5	2.5
Approval data (UL/CUL)				
Use Group		B	C	D
Nominal voltage/current	[V] / [A]	150 / 8	-	150 / 8
AWG				
-				
General data				
Type of insulation material / insulation material group		LCP / IIIa		
Inflammability class in acc. with UL 94		V0		

PCB connectors

Conductor cross section up to 1.5 mm² (AWG 16)

PCB headers, Pitch: 3.5 mm

MCDNV 1,5/...-G1-RN-THR, Linear pinning



Dimensions	[mm]
Solder pin length	2.6
Length l	15.2
Height h	13.3



Ordering data

No. of pos.	Type	Order No.	Pcs./ Pkt.	Width w [mm]
2	MCDNV 1,5/ 2-G1-3,5 RNP26THR	1952458	50	10.7
3	MCDNV 1,5/ 3-G1-3,5 RNP26THR	1952461	50	14.2
4	MCDNV 1,5/ 4-G1-3,5 RNP26THR	1952474	50	17.7
5	MCDNV 1,5/ 5-G1-3,5 RNP26THR	1952487	50	21.2
6	MCDNV 1,5/ 6-G1-3,5 RNP26THR	1952490	50	24.7
7	MCDNV 1,5/ 7-G1-3,5 RNP26THR	1952212	50	28.2
8	MCDNV 1,5/ 8-G1-3,5 RNP26THR	1952225	50	31.7
9	MCDNV 1,5/ 9-G1-3,5 RNP26THR	1952238	50	35.2
10	MCDNV 1,5/10-G1-3,5 RNP26THR	1952241	50	38.7
11	MCDNV 1,5/11-G1-3,5 RNP26THR	1952254	50	42.2
12	MCDNV 1,5/12-G1-3,5 RNP26THR	1952694	50	45.7
13	MCDNV 1,5/13-G1-3,5 RNP26THR	1952704	50	49.2
14	MCDNV 1,5/14-G1-3,5 RNP26THR	1952717	50	52.7
15	MCDNV 1,5/15-G1-3,5 RNP26THR	1952720	50	56.2
16	MCDNV 1,5/16-G1-3,5 RNP26THR	1952733	50	59.7
17	MCDNV 1,5/17-G1-3,5 RNP26THR	1952746	50	63.2
18	MCDNV 1,5/18-G1-3,5 RNP26THR	1952759	50	66.7
19	MCDNV 1,5/19-G1-3,5 RNP26THR	1952762	50	70.2
20	MCDNV 1,5/20-G1-3,5 RNP26THR	1952775	50	73.7

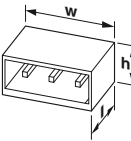


Technical data

Connection system / type of contact	MINI COMBICON / Male connector		
Locking	Engagement nose		
Electrical parameters			
Rated current	[A]	8	
Surge voltage category/degree of pollution		III / 3	III / 2
Rated insulation voltage	[V]	160	160
Rated surge voltage	[kV]	2.5	2.5
Approval data (UL/CUL)			
Use Group		B	C
Nominal voltage/current	[V] / [A]	150 / 8	150 / 8
AWG		-	-
General data			
Type of insulation material / insulation material group	LCP / IIIa		
Inflammability class in acc. with UL 94	V0		

PCB headers, Pitch: 3.5 mm

IMC 1,5/...-G-THR, Linear double pinning



Dimensions	[mm]
Solder pin length	2
Length l	14.5
Height h	6.3



Ordering data

No. of pos.	Type	Order No.	Pcs./ Pkt.	Width w [mm]
2	IMC 1,5/ 2-G-3,5 P20 THR	1830414	50	7.8
3	IMC 1,5/ 3-G-3,5 P20 THR	1830427	50	11.3
4	IMC 1,5/ 4-G-3,5 P20 THR	1830430	50	14.8
5	IMC 1,5/ 5-G-3,5 P20 THR	1830443	50	18.3
6	IMC 1,5/ 6-G-3,5 P20 THR	1830456	50	21.8
7	IMC 1,5/ 7-G-3,5 P20 THR	1830469	50	25.3
8	IMC 1,5/ 8-G-3,5 P20 THR	1830472	50	28.8
9	IMC 1,5/ 9-G-3,5 P20 THR	1830485	50	32.3
10	IMC 1,5/10-G-3,5 P20 THR	1830498	50	35.8
11	IMC 1,5/11-G-3,5 P20 THR	1830508	50	39.3
12	IMC 1,5/12-G-3,5 P20 THR	1830511	50	42.8

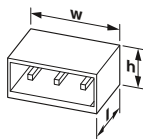


Technical data

Connection system / type of contact	MINI COMBICON / Female connector		
Locking	without		
Electrical parameters			
Rated current	[A]	8	
Surge voltage category/degree of pollution		III / 3	III / 2
Rated insulation voltage	[V]	160	160
Rated surge voltage	[kV]	2.5	2.5
Approval data (UL/CUL)			
Use Group		B	C
Nominal voltage/current	[V] / [A]	300 / 8	300 / 8
AWG		-	-
General data			
Type of insulation material / insulation material group	LCP / IIIa		
Inflammability class in acc. with UL 94	V0		

PCB headers, Pitch: 3.5 mm

IMC 1,5/...-G-RN-THR



Dimensions	[mm]
Solder pin length	2
Length l	14.5
Height h	6.3



Ordering data

No. of pos.	Type	Order No.	Pcs./ Pkt.	Width w [mm]
2	IMC 1,5/ 2-G-3,5 RN P20 THR	1830566	50	7.8
3	IMC 1,5/ 3-G-3,5 RN P20 THR	1830579	50	11.3
4	IMC 1,5/ 4-G-3,5 RN P20 THR	1830582	50	14.8
5	IMC 1,5/ 5-G-3,5 RN P20 THR	1830595	50	18.3
6	IMC 1,5/ 6-G-3,5 RN P20 THR	1830605	50	21.8
7	IMC 1,5/ 7-G-3,5 RN P20 THR	1830618	50	25.3
8	IMC 1,5/ 8-G-3,5 RN P20 THR	1830621	50	28.8
9	IMC 1,5/ 9-G-3,5 RN P20 THR	1830634	50	32.3
10	IMC 1,5/10-G-3,5 RN P20 THR	1830647	50	35.8
11	IMC 1,5/11-G-3,5 RN P20 THR	1830650	50	39.3
12	IMC 1,5/12-G-3,5 RN P20 THR	1830663	50	42.8

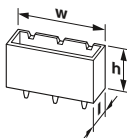


Technical data

Connection system / type of contact	MINI COMBICON / Female connector		
Locking	Engagement nose		
Electrical parameters			
Rated current	[A]	8	
Surge voltage category/degree of pollution		III / 2	II / 2
Rated insulation voltage	[V]	160	160
Rated surge voltage	[kV]	2.5	2.5
Approval data (UL/CUL)			
Use Group		B	C
Nominal voltage/current	[V] / [A]	300 / 8	300 / 8
AWG		-	-
General data			
Type of insulation material / insulation material group	LCP / IIIa		
Inflammability class in acc. with UL 94	V0		

PCB headers, Pitch: 3.5 mm

IMCV 1,5/...-G-THR



Dimensions	[mm]
Solder pin length	1.9
Length l	6.3
Height h	14.45



Ordering data

No. of pos.	Type	Order No.	Pcs./ Pkt.	Width w [mm]
2	IMCV 1,5/ 2-G-3,5 P20 THR	1830715	50	7.8
3	IMCV 1,5/ 3-G-3,5 P20 THR	1830728	50	11.3
4	IMCV 1,5/ 4-G-3,5 P20 THR	1830731	50	14.8
5	IMCV 1,5/ 5-G-3,5 P20 THR	1830744	50	18.3
6	IMCV 1,5/ 6-G-3,5 P20 THR	1830757	50	21.8
7	IMCV 1,5/ 7-G-3,5 P20 THR	1830760	50	25.3
8	IMCV 1,5/ 8-G-3,5 P20 THR	1830773	50	28.8
9	IMCV 1,5/ 9-G-3,5 P20 THR	1830786	50	32.3
10	IMCV 1,5/10-G-3,5 P20 THR	1830799	50	35.8
11	IMCV 1,5/11-G-3,5 P20 THR	1830809	50	39.3
12	IMCV 1,5/12-G-3,5 P20 THR	1830812	50	42.8



Technical data

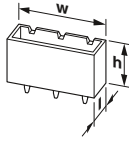
Connection system / type of contact	MINI COMBICON / Female connector		
Locking	without		
Electrical parameters			
Rated current	[A]	8	
Surge voltage category/degree of pollution		III / 2	II / 2
Rated insulation voltage	[V]	160	160
Rated surge voltage	[kV]	2.5	2.5
Approval data (UL/CUL)			
Use Group		B	C
Nominal voltage/current	[V] / [A]	300 / 8	300 / 8
AWG		-	-
General data			
Type of insulation material / insulation material group	LCP / IIIa		
Inflammability class in acc. with UL 94	V0		

PCB connectors

Conductor cross section up to 1.5 mm² (AWG 16)

PCB headers, Pitch: 3.5 mm

IMCV 1,5/..-G-RN-THR, Linear pinning



Dimensions	[mm]
Solder pin length	1.9
Length l	6.3
Height h	14.45



Ordering data

No. of pos.	Type	Order No.	Pcs./ Pkt.	Width w [mm]
2	IMCV 1,5/ 2-G-3,5 RN P20 THR	1830867	50	7.8
3	IMCV 1,5/ 3-G-3,5 RN P20 THR	1830870	50	11.3
4	IMCV 1,5/ 4-G-3,5 RN P20 THR	1830883	50	14.8
5	IMCV 1,5/ 5-G-3,5 RN P20 THR	1830896	50	18.3
6	IMCV 1,5/ 6-G-3,5 RN P20 THR	1830906	50	21.8
7	IMCV 1,5/ 7-G-3,5 RN P20 THR	1830919	50	25.3
8	IMCV 1,5/ 8-G-3,5 RN P20 THR	1830922	50	28.8
9	IMCV 1,5/ 9-G-3,5 RN P20 THR	1830935	50	32.3
10	IMCV 1,5/10-G-3,5 RN P20 THR	1830948	50	35.8
11	IMCV 1,5/11-G-3,5 RN P20 THR	1830951	50	39.3
12	IMCV 1,5/12-G-3,5 RN P20 THR	1830964	50	42.8

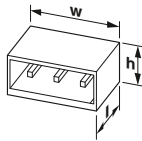


Technical data

Connection system / type of contact	MINI COMBICON / Female connector		
Locking	Engagement nose		
Electrical parameters			
Rated current	[A]	8	
Surge voltage category/degree of pollution		III / 3	III / 2
Rated insulation voltage	[V]	160	160
Rated surge voltage	[kV]	2.5	2.5
Approval data (UL/CUL)			
Use Group		B	C
Nominal voltage/current	[V] / [A]	300 / 8	300 / 8
AWG		-	-
General data			
Type of insulation material / insulation material group	LCP / IIIa		
Inflammability class in acc. with UL 94	V0		

PCB headers, Pitch: 3.5 mm

MC 1,5/..-G, Linear pinning



Dimensions	[mm]
Solder pin length	3.4
Length l	9.2
Height h	7.25



Ordering data

No. of pos.	Type	Order No.	Pcs./ Pkt.	Width w [mm]
2	MC 1,5/ 2-G-3,5	1844210	250	8.4
3	MC 1,5/ 3-G-3,5	1844223	250	11.9
4	MC 1,5/ 4-G-3,5	1844236	250	15.4
5	MC 1,5/ 5-G-3,5	1844249	250	18.9
6	MC 1,5/ 6-G-3,5	1844252	100	22.4
7	MC 1,5/ 7-G-3,5	1844265	100	25.9
8	MC 1,5/ 8-G-3,5	1844278	100	29.4
9	MC 1,5/ 9-G-3,5	1844281	100	32.9
10	MC 1,5/10-G-3,5	1844294	100	36.4
11	MC 1,5/11-G-3,5	1844304	50	39.9
12	MC 1,5/12-G-3,5	1844317	50	43.4
13	MC 1,5/13-G-3,5	1844320	50	46.9
14	MC 1,5/14-G-3,5	1844333	50	50.4
15	MC 1,5/15-G-3,5	1844346	50	53.9
16	MC 1,5/16-G-3,5	1844359	50	57.4
17	MC 1,5/17-G-3,5	1844362	50	60.9
18	MC 1,5/18-G-3,5	1844375	50	64.4
19	MC 1,5/19-G-3,5	1844388	50	67.9
20	MC 1,5/20-G-3,5	1844391	50	71.4

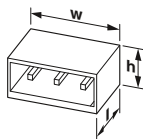


Technical data

Connection system / type of contact	MINI COMBICON / Male connector		
Locking	without		
Electrical parameters			
Rated current	[A]	8	
Surge voltage category/degree of pollution		III / 3	III / 2
Rated insulation voltage	[V]	160	160
Rated surge voltage	[kV]	2.5	2.5
Approval data (UL/CUL)			
Use Group		B	C
Nominal voltage/current	[V] / [A]	300 / 8	300 / 8
AWG		-	-
Approval data (CSA)			
Use Group		B	C
Nominal voltage/current	[V] / [A]	300 / 8	300 / 8
AWG		-	-
General data			
Type of insulation material / insulation material group	PBT / IIIa		
Inflammability class in acc. with UL 94	V0		

PCB headers, Pitch: 3.81 mm

MC 1,5/..-G, Linear pinning



Dimensions	[mm]
Solder pin length	3.4
Length l	9.2
Height h	7.25



Ordering data

No. of pos.	Type	Order No.	Pcs./ Pkt.	Width w [mm]
2	MC 1,5/ 2-G-3,81	1803277	250	9.01
3	MC 1,5/ 3-G-3,81	1803280	250	12.82
4	MC 1,5/ 4-G-3,81	1803293	250	16.63
5	MC 1,5/ 5-G-3,81	1803303	250	20.44
6	MC 1,5/ 6-G-3,81	1803316	100	24.25
7	MC 1,5/ 7-G-3,81	1803329	100	28.06
8	MC 1,5/ 8-G-3,81	1803332	100	31.87
9	MC 1,5/ 9-G-3,81	1803345	100	35.68
10	MC 1,5/10-G-3,81	1803358	100	39.49
11	MC 1,5/11-G-3,81	1803361	50	43.3
12	MC 1,5/12-G-3,81	1803374	50	47.11
13	MC 1,5/13-G-3,81	1803387	50	50.92
14	MC 1,5/14-G-3,81	1803390	50	54.73
15	MC 1,5/15-G-3,81	1803400	50	58.54
16	MC 1,5/16-G-3,81	1803413	50	62.35
17	MC 1,5/17-G-3,81	1841307	50	66.16
18	MC 1,5/18-G-3,81	1841297	50	69.97
19	MC 1,5/19-G-3,81	1841284	50	73.78
20	MC 1,5/20-G-3,81	1841271	50	77.59

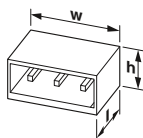


Technical data

Connection system / type of contact	MINI COMBICON / Male connector		
Locking	without		
Electrical parameters			
Rated current	[A]	8	
Surge voltage category/degree of pollution		III / 3	III / 2
Rated insulation voltage	[V]	160	160
Rated surge voltage	[kV]	2.5	2.5
Approval data (UL/CUL)			
Use Group		B	C
Nominal voltage/current	[V] / [A]	300 / 8	300 / 8
AWG		-	-
Approval data (CSA)			
Use Group		B	C
Nominal voltage/current	[V] / [A]	300 / 8	300 / 8
AWG		-	-
General data			
Type of insulation material / insulation material group		PBT / IIIa	
Inflammability class in acc. with UL 94		V0	

PCB headers, Pitch: 3.5 mm

MC 1,5/..-GF, Linear pinning



Dimensions	[mm]
Solder pin length	3.4
Length l	9.2
Height h	7.25



Ordering data

No. of pos.	Type	Order No.	Pcs./ Pkt.	Width w [mm]
2	MC 1,5/ 2-GF-3,5	1843790	250	17.35
3	MC 1,5/ 3-GF-3,5	1843800	250	20.85
4	MC 1,5/ 4-GF-3,5	1843813	250	24.35
5	MC 1,5/ 5-GF-3,5	1843826	250	27.85
6	MC 1,5/ 6-GF-3,5	1843839	100	31.35
7	MC 1,5/ 7-GF-3,5	1843842	100	34.85
8	MC 1,5/ 8-GF-3,5	1843855	100	38.35
9	MC 1,5/ 9-GF-3,5	1843868	100	41.85
10	MC 1,5/10-GF-3,5	1843871	100	45.35
11	MC 1,5/11-GF-3,5	1843884	50	48.85
12	MC 1,5/12-GF-3,5	1843897	50	52.35
13	MC 1,5/13-GF-3,5	1843907	50	55.85
14	MC 1,5/14-GF-3,5	1843910	50	59.35
15	MC 1,5/15-GF-3,5	1843923	50	62.85
16	MC 1,5/16-GF-3,5	1843936	50	66.35
17	MC 1,5/17-GF-3,5	1843949	50	69.85
18	MC 1,5/18-GF-3,5	1843952	50	73.35
19	MC 1,5/19-GF-3,5	1843965	50	76.85
20	MC 1,5/20-GF-3,5	1843978	50	80.35



Technical data

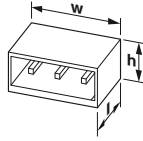
Connection system / type of contact	MINI COMBICON / Male connector		
Locking	Threaded flange		
Electrical parameters			
Rated current	[A]	8	
Surge voltage category/degree of pollution		III / 3	III / 2
Rated insulation voltage	[V]	160	160
Rated surge voltage	[kV]	2.5	2.5
Approval data (UL/CUL)			
Use Group		B	C
Nominal voltage/current	[V] / [A]	300 / 8	300 / 8
AWG		-	-
Approval data (CSA)			
Use Group		B	C
Nominal voltage/current	[V] / [A]	300 / 8	300 / 8
AWG		-	-
General data			
Type of insulation material / insulation material group		PBT / IIIa	
Inflammability class in acc. with UL 94		V0	

PCB connectors

Conductor cross section up to 1.5 mm² (AWG 16)

PCB headers, Pitch: 3.81 mm

MC 1,5/..-GF, Linear pinning



Dimensions	[mm]
Solder pin length	3.4
Length l	9.2
Height h	6.9



Ordering data

No. of pos.	Type	Order No.	Pcs./ Pkt.	Width w [mm]
2	MC 1,5/ 2-GF-3,81	1827868	250	18.01
3	MC 1,5/ 3-GF-3,81	1827871	250	21.82
4	MC 1,5/ 4-GF-3,81	1827884	250	25.63
5	MC 1,5/ 5-GF-3,81	1827897	250	29.44
6	MC 1,5/ 6-GF-3,81	1827907	100	33.25
7	MC 1,5/ 7-GF-3,81	1827910	100	37.06
8	MC 1,5/ 8-GF-3,81	1827923	100	40.87
9	MC 1,5/ 9-GF-3,81	1827936	100	44.68
10	MC 1,5/10-GF-3,81	1827949	100	48.49
11	MC 1,5/11-GF-3,81	1827952	50	52.3
12	MC 1,5/12-GF-3,81	1827965	50	56.11
13	MC 1,5/13-GF-3,81	1827978	50	59.92
14	MC 1,5/14-GF-3,81	1827981	50	63.73
15	MC 1,5/15-GF-3,81	1827994	50	67.54
16	MC 1,5/16-GF-3,81	1828003	50	71.35
17	MC 1,5/17-GF-3,81	1848410	50	75.16
18	MC 1,5/18-GF-3,81	1848423	50	78.97
19	MC 1,5/19-GF-3,81	1848436	50	82.78
20	MC 1,5/20-GF-3,81	1848449	50	86.59

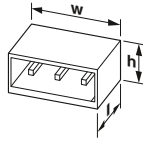


Technical data

Connection system / type of contact	MINI COMBICON / Male connector		
Locking	Threaded flange		
Electrical parameters			
Rated current	[A]	8	
Surge voltage category/degree of pollution		III/3	III / 2
Rated insulation voltage	[V]	160	160
Rated surge voltage	[kV]	2.5	2.5
Approval data (UL/CUL)			
Use Group		B	C
Nominal voltage/current	[V] / [A]	300 / 8	300 / 8
AWG		-	-
Approval data (CSA)			
Use Group		B	C
Nominal voltage/current	[V] / [A]	300 / 8	300 / 8
AWG		-	-
General data			
Type of insulation material / insulation material group		PBT / IIIa	
Inflammability class in acc. with UL 94		V0	

PCB headers, Pitch: 3.5 mm

MC 1,5/..-G-RN, Linear pinning



Dimensions	[mm]
Solder pin length	3.4
Length l	9.2
Height h	7.25



Ordering data

No. of pos.	Type	Order No.	Pcs./ Pkt.	Width w [mm]
2	MC 1,5/ 2-G-3,5-RN	1731675	50	10.6
3	MC 1,5/ 3-G-3,5-RN	1731688	50	14.1
4	MC 1,5/ 4-G-3,5-RN	1731691	50	17.6
5	MC 1,5/ 5-G-3,5-RN	1731701	50	21.1
6	MC 1,5/ 6-G-3,5-RN	1731714	50	24.6
7	MC 1,5/ 7-G-3,5-RN	1731727	50	28.1
8	MC 1,5/ 8-G-3,5-RN	1731730	50	31.6
9	MC 1,5/ 9-G-3,5-RN	1731743	50	35.1
10	MC 1,5/10-G-3,5-RN	1731756	50	38.6
11	MC 1,5/11-G-3,5-RN	1731769	50	42.1
12	MC 1,5/12-G-3,5-RN	1731772	50	45.6
13	MC 1,5/13-G-3,5-RN	1731785	50	49.1
14	MC 1,5/14-G-3,5-RN	1731798	50	52.6
15	MC 1,5/15-G-3,5-RN	1731808	50	56.1
16	MC 1,5/16-G-3,5-RN	1731811	50	59.6
17	MC 1,5/17-G-3,5-RN	1731824	50	63.1
18	MC 1,5/18-G-3,5-RN	1731837	50	66.6
19	MC 1,5/19-G-3,5-RN	1731840	50	70.1
20	MC 1,5/20-G-3,5-RN	1731853	50	73.6

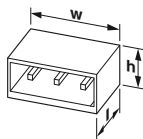


Technical data

Connection system / type of contact	MINI COMBICON / Male connector		
Locking	Engagement nose		
Electrical parameters			
Rated current	[A]	8	
Surge voltage category/degree of pollution		III/3	III / 2
Rated insulation voltage	[V]	160	160
Rated surge voltage	[kV]	2.5	2.5
Approval data (UL/CUL)			
Use Group		B	C
Nominal voltage/current	[V] / [A]	300 / 8	300 / 8
AWG		-	-
General data			
Type of insulation material / insulation material group		PBT / IIIa	
Inflammability class in acc. with UL 94		V0	

PCB headers, Pitch: 3.5 mm

MC 1,5/...-GF-LR, Linear pinning



Dimensions	[mm]
Solder pin length	3.4
Length l	9.2
Height h	7.25



Ordering data

No. of pos.	Type	Order No.	Pcs./ Pkt.	Width w [mm]
2	MC 1,5/ 2-GF-3,5-LR	1817615	50	17.3
3	MC 1,5/ 3-GF-3,5-LR	1817628	50	20.8
4	MC 1,5/ 4-GF-3,5-LR	1817631	50	24.3
5	MC 1,5/ 5-GF-3,5-LR	1817644	50	27.8
6	MC 1,5/ 6-GF-3,5-LR	1817657	50	31.3
7	MC 1,5/ 7-GF-3,5-LR	1817660	50	34.8
8	MC 1,5/ 8-GF-3,5-LR	1817673	50	38.3
9	MC 1,5/ 9-GF-3,5-LR	1817686	50	41.8
10	MC 1,5/10-GF-3,5-LR	1817699	50	45.3
11	MC 1,5/11-GF-3,5-LR	1817709	50	48.8
12	MC 1,5/12-GF-3,5-LR	1817712	50	52.3
13	MC 1,5/13-GF-3,5-LR	1817725	50	55.8
14	MC 1,5/14-GF-3,5-LR	1817738	50	59.3
15	MC 1,5/15-GF-3,5-LR	1817741	50	62.8
16	MC 1,5/16-GF-3,5-LR	1817754	50	66.3
17	MC 1,5/17-GF-3,5-LR	1817767	50	69.8
18	MC 1,5/18-GF-3,5-LR	1817770	50	73.3
19	MC 1,5/19-GF-3,5-LR	1817783	50	76.8
20	MC 1,5/20-GF-3,5-LR	1817796	50	80.3

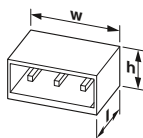


Technical data

Connection system / type of contact	MINI COMBICON / Male connector		
Locking	Lock & release threaded flange		
Electrical parameters			
Rated current	[A]	8	
Surge voltage category/degree of pollution		III/3	III / 2
Rated insulation voltage	[V]	160	160
Rated surge voltage	[kV]	2.5	2.5
Approval data (UL/CUL)			
Use Group		B	C
Nominal voltage/current	[V] / [A]	300 / 8	300 / 8
AWG		-	-
General data			
Type of insulation material / insulation material group		PBT / IIIa	
Inflammability class in acc. with UL 94		V0	

PCB headers, Pitch: 3.81 mm

MC 1,5/...-GF-LR, Linear pinning



Dimensions	[mm]
Solder pin length	3.4
Length l	9.2
Height h	7.25



Ordering data

No. of pos.	Type	Order No.	Pcs./ Pkt.	Width w [mm]
2	MC 1,5/ 2-GF-3,81-LR	1817806	50	18.01
3	MC 1,5/ 3-GF-3,81-LR	1817819	50	21.82
4	MC 1,5/ 4-GF-3,81-LR	1817822	50	25.63
5	MC 1,5/ 5-GF-3,81-LR	1817835	50	29.44
6	MC 1,5/ 6-GF-3,81-LR	1817848	50	33.25
7	MC 1,5/ 7-GF-3,81-LR	1817851	50	37.06
8	MC 1,5/ 8-GF-3,81-LR	1817864	50	40.87
9	MC 1,5/ 9-GF-3,81-LR	1817877	50	44.68
10	MC 1,5/10-GF-3,81-LR	1817880	50	48.49
11	MC 1,5/11-GF-3,81-LR	1817893	50	52.3
12	MC 1,5/12-GF-3,81-LR	1817903	50	56.11
13	MC 1,5/13-GF-3,81-LR	1817916	50	59.92
14	MC 1,5/14-GF-3,81-LR	1817929	50	63.73
15	MC 1,5/15-GF-3,81-LR	1817932	50	67.54
16	MC 1,5/16-GF-3,81-LR	1817945	50	71.35
17	MC 1,5/17-GF-3,81-LR	1817958	50	75.16
18	MC 1,5/18-GF-3,81-LR	1817961	50	78.97
19	MC 1,5/19-GF-3,81-LR	1817974	50	82.78
20	MC 1,5/20-GF-3,81-LR	1817987	50	86.59



Technical data

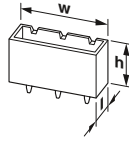
Connection system / type of contact	MINI COMBICON / Male connector		
Locking	Lock & release threaded flange		
Electrical parameters			
Rated current	[A]	8	
Surge voltage category/degree of pollution		III/3	III / 2
Rated insulation voltage	[V]	160	160
Rated surge voltage	[kV]	2.5	2.5
Approval data (UL/CUL)			
Use Group		B	C
Nominal voltage/current	[V] / [A]	300 / 8	300 / 8
AWG		-	-
General data			
Type of insulation material / insulation material group		PBT / IIIa	
Inflammability class in acc. with UL 94		V0	

PCB connectors

Conductor cross section up to 1.5 mm² (AWG 16)

PCB headers, Pitch: 3.5 mm

MCV 1,5/...-G, Linear pinning



Dimensions	[mm]
Solder pin length	3.4
Length l	7.25
Height h	9.2



Ordering data

No. of pos.	Type	Order No.	Pcs./ Pkt.	Width w [mm]
2	MCV 1,5/ 2-G-3,5	1843606	250	8.4
3	MCV 1,5/ 3-G-3,5	1843619	250	11.9
4	MCV 1,5/ 4-G-3,5	1843622	250	15.4
5	MCV 1,5/ 5-G-3,5	1843635	250	18.9
6	MCV 1,5/ 6-G-3,5	1843648	100	22.4
7	MCV 1,5/ 7-G-3,5	1843651	100	25.9
8	MCV 1,5/ 8-G-3,5	1843664	100	29.4
9	MCV 1,5/ 9-G-3,5	1843677	100	32.9
10	MCV 1,5/10-G-3,5	1843680	100	36.4
11	MCV 1,5/11-G-3,5	1843693	50	39.9
12	MCV 1,5/12-G-3,5	1843703	50	43.4
13	MCV 1,5/13-G-3,5	1843716	50	46.9
14	MCV 1,5/14-G-3,5	1843729	50	50.4
15	MCV 1,5/15-G-3,5	1843732	50	53.9
16	MCV 1,5/16-G-3,5	1843745	50	57.4
17	MCV 1,5/17-G-3,5	1843758	50	60.9
18	MCV 1,5/18-G-3,5	1843761	50	64.4
19	MCV 1,5/19-G-3,5	1843774	50	67.9
20	MCV 1,5/20-G-3,5	1843787	50	71.4

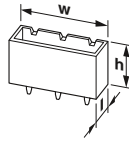


Technical data

Connection system / type of contact	MINI COMBICON / Male connector		
Locking	without		
Electrical parameters			
Rated current	[A]	8	
Surge voltage category/degree of pollution		III/3	III / 2 II / 2
Rated insulation voltage	[V]	160	160 250
Rated surge voltage	[kV]	2.5	2.5 2.5
Approval data (UL/CUL)			
Use Group		B	C D
Nominal voltage/current	[V] / [A]	300 / 8	- 300 / 8
AWG		-	- -
Approval data (CSA)			
Use Group		B	C D
Nominal voltage/current	[V] / [A]	300 / 8	- 300 / 8
AWG		-	- -
General data			
Type of insulation material / insulation material group		PBT / IIIa	
Inflammability class in acc. with UL 94		V0	

PCB headers, Pitch: 3.81 mm

MCV 1,5/...-G, Linear pinning



Dimensions	[mm]
Solder pin length	3.4
Length l	7.25
Height h	9.2



Ordering data

No. of pos.	Type	Order No.	Pcs./ Pkt.	Width w [mm]
2	MCV 1,5/ 2-G-3,81	1803426	250	9.01
3	MCV 1,5/ 3-G-3,81	1803439	250	12.82
4	MCV 1,5/ 4-G-3,81	1803442	250	16.63
5	MCV 1,5/ 5-G-3,81	1803455	250	20.44
6	MCV 1,5/ 6-G-3,81	1803468	100	24.25
7	MCV 1,5/ 7-G-3,81	1803471	100	28.06
8	MCV 1,5/ 8-G-3,81	1803484	100	31.87
9	MCV 1,5/ 9-G-3,81	1803497	100	35.68
10	MCV 1,5/10-G-3,81	1803507	100	39.49
11	MCV 1,5/11-G-3,81	1803510	50	43.3
12	MCV 1,5/12-G-3,81	1803523	50	47.11
13	MCV 1,5/13-G-3,81	1803536	50	50.92
14	MCV 1,5/14-G-3,81	1803549	50	54.73
15	MCV 1,5/15-G-3,81	1803552	50	58.54
16	MCV 1,5/16-G-3,81	1803565	50	62.35
17	MCV 1,5/17-G-3,81	1844896	50	66.16
18	MCV 1,5/18-G-3,81	1844906	50	69.97
19	MCV 1,5/19-G-3,81	1844919	50	73.78
20	MCV 1,5/20-G-3,81	1844922	50	77.59

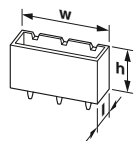


Technical data

Connection system / type of contact	MINI COMBICON / Male connector		
Locking	without		
Electrical parameters			
Rated current	[A]	8	
Surge voltage category/degree of pollution		III/3	III / 2 II / 2
Rated insulation voltage	[V]	160	160 250
Rated surge voltage	[kV]	2.5	2.5 2.5
Approval data (UL/CUL)			
Use Group		B	C D
Nominal voltage/current	[V] / [A]	300 / 8	- 300 / 8
AWG		-	- -
Approval data (CSA)			
Use Group		B	C D
Nominal voltage/current	[V] / [A]	300 / 8	- 300 / 8
AWG		-	- -
General data			
Type of insulation material / insulation material group		PBT / IIIa	
Inflammability class in acc. with UL 94		V0	

PCB headers, Pitch: 3.5 mm

MCV 1,5/-GF, Linear pinning



Dimensions	[mm]
Solder pin length	3.4
Length l	7.25
Height h	9.2



Ordering data

No. of pos.	Type	Order No.	Pcs./ Pkt.	Width w [mm]
2	MCV 1,5/ 2-GF-3,5	1843224	250	17.3
3	MCV 1,5/ 3-GF-3,5	1843237	250	20.8
4	MCV 1,5/ 4-GF-3,5	1843240	250	24.3
5	MCV 1,5/ 5-GF-3,5	1843253	250	27.8
6	MCV 1,5/ 6-GF-3,5	1843266	100	31.3
7	MCV 1,5/ 7-GF-3,5	1843279	100	34.8
8	MCV 1,5/ 8-GF-3,5	1843282	100	38.3
9	MCV 1,5/ 9-GF-3,5	1843295	100	51.8
10	MCV 1,5/10-GF-3,5	1843305	100	45.3
11	MCV 1,5/11-GF-3,5	1843318	50	48.8
12	MCV 1,5/12-GF-3,5	1843321	50	52.3
13	MCV 1,5/13-GF-3,5	1843334	50	55.8
14	MCV 1,5/14-GF-3,5	1843347	50	59.3
15	MCV 1,5/15-GF-3,5	1843350	50	62.8
16	MCV 1,5/16-GF-3,5	1843363	50	66.3
17	MCV 1,5/17-GF-3,5	1843376	50	69.8
18	MCV 1,5/18-GF-3,5	1843389	50	71.1
19	MCV 1,5/19-GF-3,5	1843392	50	76.8
20	MCV 1,5/20-GF-3,5	1843402	50	80.3

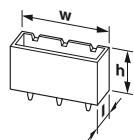


Technical data

Connection system / type of contact	MINI COMBICON / Male connector		
Locking	Threaded flange		
Electrical parameters			
Rated current	[A]	8	
Surge voltage category/degree of pollution		III/3	III / 2 II / 2
Rated insulation voltage	[V]	160	160 250
Rated surge voltage	[kV]	2.5	2.5 2.5
Approval data (UL/CUL)			
Use Group		B	C D
Nominal voltage/current	[V] / [A]	300 / 8	- 300 / 8
AWG		-	- -
Approval data (CSA)			
Use Group		B	C D
Nominal voltage/current	[V] / [A]	300 / 8	- 300 / 8
AWG		-	- -
General data			
Type of insulation material / insulation material group		PBT / IIIa	
Inflammability class in acc. with UL 94		V0	

PCB headers, Pitch: 3.81 mm

MCV 1,5/-GF, Linear pinning



Dimensions	[mm]
Solder pin length	3.4
Length l	7.25
Height h	9.2



Ordering data

No. of pos.	Type	Order No.	Pcs./ Pkt.	Width w [mm]
2	MCV 1,5/ 2-GF-3,81	1830596	250	18.01
3	MCV 1,5/ 3-GF-3,81	1830606	250	21.82
4	MCV 1,5/ 4-GF-3,81	1830619	250	25.63
5	MCV 1,5/ 5-GF-3,81	1830622	250	29.44
6	MCV 1,5/ 6-GF-3,81	1830635	100	33.25
7	MCV 1,5/ 7-GF-3,81	1830648	100	37.06
8	MCV 1,5/ 8-GF-3,81	1830651	100	40.87
9	MCV 1,5/ 9-GF-3,81	1830664	100	44.68
10	MCV 1,5/10-GF-3,81	1830677	100	48.49
11	MCV 1,5/11-GF-3,81	1830680	50	52.3
12	MCV 1,5/12-GF-3,81	1830693	50	56.11
13	MCV 1,5/13-GF-3,81	1830703	50	59.92
14	MCV 1,5/14-GF-3,81	1830716	50	63.73
15	MCV 1,5/15-GF-3,81	1830729	50	67.54
16	MCV 1,5/16-GF-3,81	1830732	50	71.35
17	MCV 1,5/17-GF-3,81	1844935	50	75.16
18	MCV 1,5/18-GF-3,81	1844948	50	78.97
19	MCV 1,5/19-GF-3,81	1844951	50	82.78
20	MCV 1,5/20-GF-3,81	1844964	50	86.59



Technical data

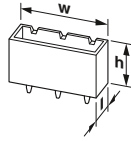
Connection system / type of contact	MINI COMBICON / Male connector		
Locking	Threaded flange		
Electrical parameters			
Rated current	[A]	8	
Surge voltage category/degree of pollution		III/3	III / 2 II / 2
Rated insulation voltage	[V]	160	160 250
Rated surge voltage	[kV]	2.5	2.5 2.5
Approval data (UL/CUL)			
Use Group		B	C D
Nominal voltage/current	[V] / [A]	300 / 8	- 300 / 8
AWG		-	- -
Approval data (CSA)			
Use Group		B	C D
Nominal voltage/current	[V] / [A]	300 / 8	- 300 / 8
AWG		-	- -
General data			
Type of insulation material / insulation material group		PBT / IIIa	
Inflammability class in acc. with UL 94		V0	

PCB connectors

Conductor cross section up to 1.5 mm² (AWG 16)

PCB headers, Pitch: 3.5 mm

MCV 1,5/...-G-RN, Linear pinning



Dimensions	[mm]
Solder pin length	3.4
Length l	7.25
Height h	9.2



Ordering data

No. of pos.	Type	Order No.	Pcs./ Pkt.	Width w [mm]
2	MCV 1,5/ 2-G-3,5-RN	1731471	50	10.6
3	MCV 1,5/ 3-G-3,5-RN	1731484	50	14.7
4	MCV 1,5/ 4-G-3,5-RN	1731497	50	18.2
5	MCV 1,5/ 5-G-3,5-RN	1731510	50	21.7
6	MCV 1,5/ 6-G-3,5-RN	1731523	50	25.2
7	MCV 1,5/ 7-G-3,5-RN	1731536	50	28.7
8	MCV 1,5/ 8-G-3,5-RN	1731549	50	32.2
9	MCV 1,5/ 9-G-3,5-RN	1731552	50	35.7
10	MCV 1,5/10-G-3,5-RN	1731565	50	39.2
11	MCV 1,5/11-G-3,5-RN	1731578	50	42.7
12	MCV 1,5/12-G-3,5-RN	1731581	50	46.2
13	MCV 1,5/13-G-3,5-RN	1731594	50	49.7
14	MCV 1,5/14-G-3,5-RN	1731604	50	53.2
15	MCV 1,5/15-G-3,5-RN	1731617	50	56.7
16	MCV 1,5/16-G-3,5-RN	1731620	50	60.2
17	MCV 1,5/17-G-3,5-RN	1731633	50	63.7
18	MCV 1,5/18-G-3,5-RN	1731646	50	67.2
19	MCV 1,5/19-G-3,5-RN	1731659	50	70.7
20	MCV 1,5/20-G-3,5-RN	1731662	50	74.2

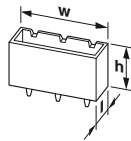


Technical data

Connection system / type of contact	MINI COMBICON / Male connector		
Locking	Engagement nose		
Electrical parameters			
Rated current	[A]	8	
Surge voltage category/degree of pollution		III/3	III / 2
Rated insulation voltage	[V]	160	160
Rated surge voltage	[kV]	2.5	2.5
Approval data (UL/CUL)			
Use Group		B	C
Nominal voltage/current	[V] / [A]	300 / 8	300 / 8
AWG		-	-
General data			
Type of insulation material / insulation material group		PBT / IIIa	
Inflammability class in acc. with UL 94		V0	

PCB headers, Pitch: 3.5 mm

MCV 1,5/...-GF-LR, Linear pinning



Dimensions	[mm]
Solder pin length	3.4
Length l	7.25
Height h	9.2



Ordering data

No. of pos.	Type	Order No.	Pcs./ Pkt.	Width w [mm]
2	MCV 1,5/ 2-GF-3,5-LR	1817990	50	17.3
3	MCV 1,5/ 3-GF-3,5-LR	1818009	50	20.8
4	MCV 1,5/ 4-GF-3,5-LR	1818012	50	24.3
5	MCV 1,5/ 5-GF-3,5-LR	1818025	50	27.8
6	MCV 1,5/ 6-GF-3,5-LR	1818038	50	31.3
7	MCV 1,5/ 7-GF-3,5-LR	1818041	50	34.8
8	MCV 1,5/ 8-GF-3,5-LR	1818054	50	38.3
9	MCV 1,5/ 9-GF-3,5-LR	1818067	50	41.8
10	MCV 1,5/10-GF-3,5-LR	1818070	50	45.3
11	MCV 1,5/11-GF-3,5-LR	1818083	50	48.8
12	MCV 1,5/12-GF-3,5-LR	1818096	50	52.3
13	MCV 1,5/13-GF-3,5-LR	1818106	50	55.8
14	MCV 1,5/14-GF-3,5-LR	1818119	50	59.3
15	MCV 1,5/15-GF-3,5-LR	1818122	50	62.8
16	MCV 1,5/16-GF-3,5-LR	1818135	50	66.3
17	MCV 1,5/17-GF-3,5-LR	1818148	50	69.8
18	MCV 1,5/18-GF-3,5-LR	1818151	50	73.3
19	MCV 1,5/19-GF-3,5-LR	1818164	50	76.8
20	MCV 1,5/20-GF-3,5-LR	1818177	50	80.3

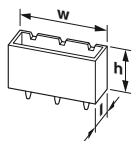



Technical data

Connection system / type of contact	MINI COMBICON / Male connector		
Locking	Lock & release threaded flange		
Electrical parameters			
Rated current	[A]	8	
Surge voltage category/degree of pollution		III/3	III / 2
Rated insulation voltage	[V]	160	160
Rated surge voltage	[kV]	2.5	2.5
Approval data (UL/CUL)			
Use Group		B	C
Nominal voltage/current	[V] / [A]	300 / 8	300 / 8
AWG		-	-
General data			
Type of insulation material / insulation material group		PBT / IIIa	
Inflammability class in acc. with UL 94		V0	

PCB headers, Pitch: 3.81 mm

MCV 1,5/...-GF-LR, Linear pinning



Dimensions	[mm]
Solder pin length	3.4
Length l	7.25
Height h	9.2



Ordering data

No. of pos.	Type	Order No.	Pcs./ Pkt.	Width w [mm]
2	MCV 1,5/ 2-GF-3,81-LR	1818180	50	18.01
3	MCV 1,5/ 3-GF-3,81-LR	1818193	50	21.82
4	MCV 1,5/ 4-GF-3,81-LR	1818203	50	25.63
5	MCV 1,5/ 5-GF-3,81-LR	1818216	50	29.44
6	MCV 1,5/ 6-GF-3,81-LR	1818229	50	33.25
7	MCV 1,5/ 7-GF-3,81-LR	1818232	50	37.06
8	MCV 1,5/ 8-GF-3,81-LR	1818245	50	40.87
9	MCV 1,5/ 9-GF-3,81-LR	1818258	50	44.68
10	MCV 1,5/10-GF-3,81-LR	1818261	50	48.49
11	MCV 1,5/11-GF-3,81-LR	1818274	50	52.3
12	MCV 1,5/12-GF-3,81-LR	1818287	50	56.11
13	MCV 1,5/13-GF-3,81-LR	1818290	50	59.92
14	MCV 1,5/14-GF-3,81-LR	1818300	50	63.73
15	MCV 1,5/15-GF-3,81-LR	1818313	50	67.54
16	MCV 1,5/16-GF-3,81-LR	1818326	50	71.35
17	MCV 1,5/17-GF-3,81-LR	1818339	50	75.16
18	MCV 1,5/18-GF-3,81-LR	1818342	50	78.97
19	MCV 1,5/19-GF-3,81-LR	1818355	50	82.78
20	MCV 1,5/20-GF-3,81-LR	1818368	50	86.59

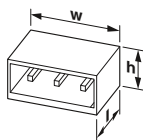


Technical data

Connection system / type of contact	MINI COMBICON / Male connector		
Locking	Lock & release threaded flange		
Electrical parameters			
Rated current	[A]	8	
Surge voltage category/degree of pollution		III / 3	III / 2
Rated insulation voltage	[V]	160	160
Rated surge voltage	[kV]	2.5	2.5
Approval data (UL/CUL)			
Use Group		B	C
Nominal voltage/current	[V] / [A]	300 / 8	300 / 8
General data			
Type of insulation material / insulation material group		PBT / IIIa	
Inflammability class in acc. with UL 94		V0	

PCB headers, Pitch: 3.5 mm

MCO 1,5/...-G1R, Linear pinning



Dimensions	[mm]
Solder pin length	3
Length l	-
Height h	-



Ordering data

No. of pos.	Type	Order No.	Pcs./ Pkt.	Width w [mm]
3	MCO 1,5/ 3-G1R-3,5 KMGY	2278322	50	
4	MCO 1,5/ 4-G1R-3,5 KMGY	2278377	50	
5	MCO 1,5/ 5-G1R-3,5 KMGY	2278351	50	



Technical data

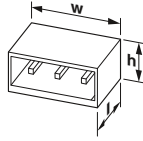
Connection system / type of contact	- / -		
Locking	without		
Electrical parameters			
Rated current	[A]	8	
Surge voltage category/degree of pollution		III / 3	III / 2
Rated insulation voltage	[V]	160	160
Rated surge voltage	[kV]	2.5	2.5
Approval data (UL/CUL)			
Use Group		B	C
Nominal voltage/current	[V] / [A]	300 / 8	300 / 8
General data			
Type of insulation material / insulation material group		PA / I	
Inflammability class in acc. with UL 94		V0	

PCB connectors

Conductor cross section up to 1.5 mm² (AWG 16)

PCB headers, Pitch: 3.5 mm

MCO 1,5/-G1L, Linear pinning



Dimensions	[mm]
Solder pin length	3
Length l	-
Height h	-



Ordering data

No. of pos.	Type	Order No.	Pcs./ Pkt.	Width w [mm]
3	MCO 1,5/ 3-G1L-3,5 KMGY	2278319	50	
4	MCO 1,5/ 4-G1L-3,5 KMGY	2278364	50	
5	MCO 1,5/ 5-G1L-3,5 KMGY	2278380	50	

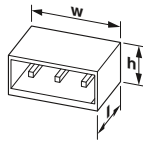


Technical data

Connection system / type of contact	- / -		
Locking	without		
Electrical parameters			
Rated current	[A]	8	
Surge voltage category/degree of pollution		III / 3	III / 2
Rated insulation voltage	[V]	160	160
Rated surge voltage	[kV]	2.5	2.5
Approval data (UL/CUL)			
Use Group		B	C
Nominal voltage/current	[V] / [A]	300 / 8	300 / 8
AWG		-	-
General data			
Type of insulation material / insulation material group		PA / I	
Inflammability class in acc. with UL 94		V0	

PCB headers, Pitch: 3.81 mm

MCD 1,5/-GF, Linear pinning



Dimensions	[mm]
Solder pin length	3.5
Length l	21.9
Height h	22.7



Ordering data

No. of pos.	Type	Order No.	Pcs./ Pkt.	Width w [mm]
2	MCD 1,5/ 2-GF-3,81	1830101	50	18.01
3	MCD 1,5/ 3-GF-3,81	1830114	50	21.82
4	MCD 1,5/ 4-GF-3,81	1830127	50	25.63
5	MCD 1,5/ 5-GF-3,81	1830130	50	29.44
6	MCD 1,5/ 6-GF-3,81	1830143	50	33.25
7	MCD 1,5/ 7-GF-3,81	1830156	50	37.06
8	MCD 1,5/ 8-GF-3,81	1830169	50	40.87
9	MCD 1,5/ 9-GF-3,81	1830172	50	44.68
10	MCD 1,5/ 10-GF-3,81	1830185	50	48.49
11	MCD 1,5/ 11-GF-3,81	1830198	50	52.3
12	MCD 1,5/ 12-GF-3,81	1830208	50	56.11
13	MCD 1,5/ 13-GF-3,81	1830211	50	59.92
14	MCD 1,5/ 14-GF-3,81	1830224	50	63.73
15	MCD 1,5/ 15-GF-3,81	1830237	50	67.54
16	MCD 1,5/ 16-GF-3,81	1830240	50	71.35

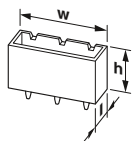


Technical data

Connection system / type of contact	MINI COMBICON / Male connector		
Locking	Threaded flange		
Electrical parameters			
Rated current	[A]	8	
Surge voltage category/degree of pollution		III / 3	III / 2
Rated insulation voltage	[V]	160	160
Rated surge voltage	[kV]	2.5	2.5
Approval data (UL/CUL)			
Use Group		B	C
Nominal voltage/current	[V] / [A]	300 / 8	300 / 8
AWG		-	-
Approval data (CSA)			
Use Group		B	C
Nominal voltage/current	[V] / [A]	300 / 8	300 / 8
AWG		-	-
General data			
Type of insulation material / insulation material group		PA / I	
Inflammability class in acc. with UL 94		V0	

PCB headers, Pitch: 3.81 mm

MCDV 1,5/...-G, Linear pinning



Dimensions	[mm]
Solder pin length	3.4
Length l	22.7
Height h	21.9



Ordering data

No. of pos.	Type	Order No.	Pcs./ Pkt.	Width w [mm]
2	MCDV 1,5/ 2-G-3,81	1830402	50	9.01
3	MCDV 1,5/ 3-G-3,81	1830415	50	12.82
4	MCDV 1,5/ 4-G-3,81	1830428	50	16.63
5	MCDV 1,5/ 5-G-3,81	1830431	50	20.44
6	MCDV 1,5/ 6-G-3,81	1830444	50	24.25
7	MCDV 1,5/ 7-G-3,81	1830457	50	28.06
8	MCDV 1,5/ 8-G-3,81	1830460	50	31.87
9	MCDV 1,5/ 9-G-3,81	1830473	50	35.68
10	MCDV 1,5/10-G-3,81	1830486	50	39.49
11	MCDV 1,5/11-G-3,81	1830499	50	43.3
12	MCDV 1,5/12-G-3,81	1830509	50	47.11
13	MCDV 1,5/13-G-3,81	1830512	50	50.92
14	MCDV 1,5/14-G-3,81	1830525	50	54.73
15	MCDV 1,5/15-G-3,81	1830538	50	58.54
16	MCDV 1,5/16-G-3,81	1830541	50	62.35

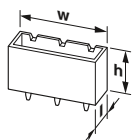


Technical data

Connection system / type of contact	MINI COMBICON / Male connector		
Locking	without		
Electrical parameters			
Rated current	[A]	8	
Surge voltage category/degree of pollution		III / 3	III / 2
Rated insulation voltage	[V]	160	160
Rated surge voltage	[kV]	2.5	2.5
Approval data (UL/CUL)			
Use Group		B	C
Nominal voltage/current	[V] / [A]	300 / 8	300 / 8
Approval data (CSA)			
Use Group		B	C
Nominal voltage/current	[V] / [A]	300 / 8	300 / 8
General data			
Type of insulation material / insulation material group		PA / I	
Inflammability class in acc. with UL 94		V0	

PCB headers, Pitch: 3.81 mm

MCDV 1,5/...-GF, Linear pinning



Dimensions	[mm]
Solder pin length	3.4
Length l	22.7
Height h	21.9



Ordering data

No. of pos.	Type	Order No.	Pcs./ Pkt.	Width w [mm]
2	MCDV 1,5/ 2-GF-3,81	1830253	50	18.01
3	MCDV 1,5/ 3-GF-3,81	1830266	50	21.82
4	MCDV 1,5/ 4-GF-3,81	1830279	50	25.63
5	MCDV 1,5/ 5-GF-3,81	1830282	50	29.44
6	MCDV 1,5/ 6-GF-3,81	1830295	50	33.25
7	MCDV 1,5/ 7-GF-3,81	1830305	50	37.06
8	MCDV 1,5/ 8-GF-3,81	1830318	50	40.87
9	MCDV 1,5/ 9-GF-3,81	1830321	50	44.68
10	MCDV 1,5/10-GF-3,81	1830334	50	48.49
11	MCDV 1,5/11-GF-3,81	1830347	50	52.3
12	MCDV 1,5/12-GF-3,81	1830350	50	56.11
13	MCDV 1,5/13-GF-3,81	1830363	50	59.92
14	MCDV 1,5/14-GF-3,81	1830376	50	63.73
15	MCDV 1,5/15-GF-3,81	1830389	50	67.54
16	MCDV 1,5/16-GF-3,81	1830392	50	71.35



Technical data

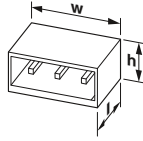
Connection system / type of contact	MINI COMBICON / Male connector		
Locking	Threaded flange		
Electrical parameters			
Rated current	[A]	8	
Surge voltage category/degree of pollution		III / 3	III / 2
Rated insulation voltage	[V]	160	160
Rated surge voltage	[kV]	2.5	2.5
Approval data (UL/CUL)			
Use Group		B	C
Nominal voltage/current	[V] / [A]	300 / 8	300 / 8
Approval data (CSA)			
Use Group		B	C
Nominal voltage/current	[V] / [A]	300 / 8	300 / 8
General data			
Type of insulation material / insulation material group		PA / I	
Inflammability class in acc. with UL 94		V0	

PCB connectors

Conductor cross section up to 1.5 mm² (AWG 16)

PCB headers, Pitch: 3.81 mm

MCD 1,5/...-G1, Linear pinning



Dimensions	[mm]
Solder pin length	3.5
Length l	21.9
Height h	22.7



Ordering data

No. of pos.	Type	Order No.	Pcs./ Pkt.	Width w [mm]
2	MCD 1,5/ 2-G1-3,81	1843075	50	9.01
3	MCD 1,5/ 3-G1-3,81	1843088	50	12.82
4	MCD 1,5/ 4-G1-3,81	1843091	50	16.63
5	MCD 1,5/ 5-G1-3,81	1843101	50	20.44
6	MCD 1,5/ 6-G1-3,81	1843114	50	24.25
7	MCD 1,5/ 7-G1-3,81	1843127	50	28.06
8	MCD 1,5/ 8-G1-3,81	1843130	50	31.87
9	MCD 1,5/ 9-G1-3,81	1843143	50	35.68
10	MCD 1,5/ 10-G1-3,81	1843156	50	39.49
11	MCD 1,5/ 11-G1-3,81	1843169	50	43.3
12	MCD 1,5/ 12-G1-3,81	1843172	50	47.11
13	MCD 1,5/ 13-G1-3,81	1843185	50	50.92
14	MCD 1,5/ 14-G1-3,81	1843198	50	54.73
15	MCD 1,5/ 15-G1-3,81	1843208	50	58.54
16	MCD 1,5/ 16-G1-3,81	1843211	50	62.35

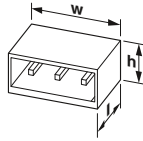


Technical data

Connection system / type of contact	MINI COMBICON / Male connector		
Locking	without		
Electrical parameters			
Rated current	[A]	8	
Surge voltage category/degree of pollution		III / 3	III / 2
Rated insulation voltage	[V]	160	160
Rated surge voltage	[kV]	2.5	2.5
Approval data (UL/CUL)			
Use Group		B	C
Nominal voltage/current	[V] / [A]	300 / 8	300 / 8
AWG		-	-
Approval data (CSA)			
Use Group		B	C
Nominal voltage/current	[V] / [A]	300 / 8	300 / 8
AWG		-	-
General data			
Type of insulation material / insulation material group		PA / I	
Inflammability class in acc. with UL 94		V0	

PCB headers, Pitch: 3.81 mm

MCD 1,5/...-G1F, Linear pinning



Dimensions	[mm]
Solder pin length	3.5
Length l	21.9
Height h	22.7



Ordering data

No. of pos.	Type	Order No.	Pcs./ Pkt.	Width w [mm]
2	MCD 1,5/ 2-G1F-3,81	1842911	50	18.01
3	MCD 1,5/ 3-G1F-3,81	1842924	50	21.82
4	MCD 1,5/ 4-G1F-3,81	1842937	50	25.63
5	MCD 1,5/ 5-G1F-3,81	1842940	50	29.44
6	MCD 1,5/ 6-G1F-3,81	1842953	50	33.25
7	MCD 1,5/ 7-G1F-3,81	1842966	50	37.06
8	MCD 1,5/ 8-G1F-3,81	1842979	50	40.87
9	MCD 1,5/ 9-G1F-3,81	1842982	50	44.68
10	MCD 1,5/ 10-G1F-3,81	1842995	50	48.49
11	MCD 1,5/ 11-G1F-3,81	1843004	50	52.3
12	MCD 1,5/ 12-G1F-3,81	1843017	50	56.11
13	MCD 1,5/ 13-G1F-3,81	1843033	50	59.92
14	MCD 1,5/ 14-G1F-3,81	1843046	50	63.73
15	MCD 1,5/ 15-G1F-3,81	1843059	50	67.54
16	MCD 1,5/ 16-G1F-3,81	1843062	50	71.35

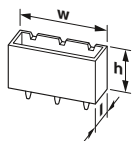



Technical data

Connection system / type of contact	MINI COMBICON / Male connector		
Locking	Threaded flange		
Electrical parameters			
Rated current	[A]	8	
Surge voltage category/degree of pollution		III / 3	III / 2
Rated insulation voltage	[V]	160	160
Rated surge voltage	[kV]	2.5	2.5
Approval data (UL/CUL)			
Use Group		B	C
Nominal voltage/current	[V] / [A]	300 / 8	300 / 8
AWG		-	-
Approval data (CSA)			
Use Group		B	C
Nominal voltage/current	[V] / [A]	300 / 8	300 / 8
AWG		-	-
General data			
Type of insulation material / insulation material group		PA / I	
Inflammability class in acc. with UL 94		V0	

PCB headers, Pitch: 3.81 mm

MCDV 1,5/...-G1, Linear pinning



Dimensions	[mm]
Solder pin length	3.4
Length l	22.7
Height h	21.9



Ordering data

No. of pos.	Type	Order No.	Pcs./ Pkt.	Width w [mm]
2	MCDV 1,5/ 2-G1-3,81	1847725	50	9.01
3	MCDV 1,5/ 3-G1-3,81	1847738	50	12.82
4	MCDV 1,5/ 4-G1-3,81	1847741	50	16.63
5	MCDV 1,5/ 5-G1-3,81	1847754	50	20.44
6	MCDV 1,5/ 6-G1-3,81	1847767	50	24.25
7	MCDV 1,5/ 7-G1-3,81	1847783	50	28.06
8	MCDV 1,5/ 8-G1-3,81	1847796	50	31.87
9	MCDV 1,5/ 9-G1-3,81	1847806	50	35.68
10	MCDV 1,5/10-G1-3,81	1847819	50	39.49
11	MCDV 1,5/11-G1-3,81	1847822	50	43.3
12	MCDV 1,5/12-G1-3,81	1847835	50	47.11
13	MCDV 1,5/13-G1-3,81	1847848	50	50.92
14	MCDV 1,5/14-G1-3,81	1847851	50	54.73
15	MCDV 1,5/15-G1-3,81	1847864	50	58.54
16	MCDV 1,5/16-G1-3,81	1847877	50	62.35

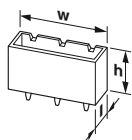


Technical data

Connection system / type of contact	MINI COMBICON / Male connector		
Locking	without		
Electrical parameters			
Rated current	[A]	8	
Surge voltage category/degree of pollution		III / 3	III / 2
Rated insulation voltage	[V]	160	160
Rated surge voltage	[kV]	2.5	2.5
Approval data (UL/CUL)			
Use Group		B	C
Nominal voltage/current	[V] / [A]	300 / 8	300 / 8
AWG		-	-
Approval data (CSA)			
Use Group		B	C
Nominal voltage/current	[V] / [A]	300 / 8	300 / 8
AWG		-	-
General data			
Type of insulation material / insulation material group		PA / I	
Inflammability class in acc. with UL 94		V0	

PCB headers, Pitch: 3.81 mm

MCDV 1,5/...-G1F, Linear pinning



Dimensions	[mm]
Solder pin length	3.4
Length l	22.7
Height h	21.9



Ordering data

No. of pos.	Type	Order No.	Pcs./ Pkt.	Width w [mm]
2	MCDV 1,5/ 2-G1F-3,81	1842762	50	18.01
3	MCDV 1,5/ 3-G1F-3,81	1842775	50	21.82
4	MCDV 1,5/ 4-G1F-3,81	1842788	50	25.63
5	MCDV 1,5/ 5-G1F-3,81	1842791	50	29.44
6	MCDV 1,5/ 6-G1F-3,81	1842801	50	33.25
7	MCDV 1,5/ 7-G1F-3,81	1842814	50	37.06
8	MCDV 1,5/ 8-G1F-3,81	1842827	50	40.87
9	MCDV 1,5/ 9-G1F-3,81	1842830	50	44.68
10	MCDV 1,5/10-G1F-3,81	1842843	50	48.49
11	MCDV 1,5/11-G1F-3,81	1842856	50	52.3
12	MCDV 1,5/12-G1F-3,81	1842869	50	56.11
13	MCDV 1,5/13-G1F-3,81	1842872	50	59.92
14	MCDV 1,5/14-G1F-3,81	1842885	50	63.73
15	MCDV 1,5/15-G1F-3,81	1842898	50	67.54
16	MCDV 1,5/16-G1F-3,81	1842908	50	71.35



Technical data

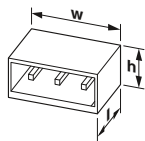
Connection system / type of contact	MINI COMBICON / Male connector		
Locking	Threaded flange		
Electrical parameters			
Rated current	[A]	8	
Surge voltage category/degree of pollution		III / 3	III / 2
Rated insulation voltage	[V]	160	160
Rated surge voltage	[kV]	2.5	2.5
Approval data (UL/CUL)			
Use Group		B	C
Nominal voltage/current	[V] / [A]	300 / 8	300 / 8
AWG		-	-
Approval data (CSA)			
Use Group		B	C
Nominal voltage/current	[V] / [A]	300 / 8	300 / 8
AWG		-	-
General data			
Type of insulation material / insulation material group		PA / I	
Inflammability class in acc. with UL 94		V0	

PCB connectors

Conductor cross section up to 1.5 mm² (AWG 16)

PCB headers, Pitch: 3.81 mm

IMC 1,5/..-G, Linear pinning



Dimensions	[mm]
Solder pin length	3.4
Length l	14.45
Height h	6.85



Ordering data

No. of pos.	Type	Order No.	Pcs./ Pkt.	Width w [mm]
2	IMC 1,5/ 2-G-3,81	1862577	50	8.41
3	IMC 1,5/ 3-G-3,81	1862580	50	12.22
4	IMC 1,5/ 4-G-3,81	1862593	50	16.03
5	IMC 1,5/ 5-G-3,81	1862603	50	19.84
6	IMC 1,5/ 6-G-3,81	1862616	50	23.65
7	IMC 1,5/ 7-G-3,81	1862629	50	27.46
8	IMC 1,5/ 8-G-3,81	1862632	50	31.27
9	IMC 1,5/ 9-G-3,81	1862645	50	35.08
10	IMC 1,5/10-G-3,81	1862658	50	38.89
11	IMC 1,5/11-G-3,81	1862661	50	42.7
12	IMC 1,5/12-G-3,81	1862674	50	46.51
13	IMC 1,5/13-G-3,81	1862687	50	50.32
14	IMC 1,5/14-G-3,81	1862690	50	54.13
15	IMC 1,5/15-G-3,81	1862700	50	57.94
16	IMC 1,5/16-G-3,81	1862713	50	61.75

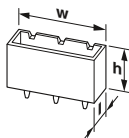


Technical data


Connection system / type of contact	MINI COMBICON / Female connector		
Locking	without		
Electrical parameters			
Rated current	[A]	8	
Surge voltage category/degree of pollution		III / 3	III / 2
Rated insulation voltage	[V]	160	160
Rated surge voltage	[kV]	2.5	2.5
Approval data (UL/CUL)			
Use Group		B	C
Nominal voltage/current	[V] / [A]	300 / 8	300 / 8
AWG		-	-
General data			
Type of insulation material / insulation material group		PA / I	
Inflammability class in acc. with UL 94		V0	

PCB headers, Pitch: 3.81 mm

IMCV 1,5/..-G, Linear pinning



Dimensions	[mm]
Solder pin length	3.5
Length l	6.85
Height h	14.5



Ordering data

No. of pos.	Type	Order No.	Pcs./ Pkt.	Width w [mm]
2	IMCV 1,5/ 2-G-3,81	1875425	50	8.41
3	IMCV 1,5/ 3-G-3,81	1875438	50	12.22
4	IMCV 1,5/ 4-G-3,81	1875441	50	16.03
5	IMCV 1,5/ 5-G-3,81	1875454	50	19.84
6	IMCV 1,5/ 6-G-3,81	1875467	50	23.65
7	IMCV 1,5/ 7-G-3,81	1875470	50	27.46
8	IMCV 1,5/ 8-G-3,81	1875483	50	31.27
9	IMCV 1,5/ 9-G-3,81	1875496	50	35.08
10	IMCV 1,5/10-G-3,81	1875506	50	38.89
11	IMCV 1,5/11-G-3,81	1875519	50	42.7
12	IMCV 1,5/12-G-3,81	1875522	50	46.51
13	IMCV 1,5/13-G-3,81	1875535	50	50.32
14	IMCV 1,5/14-G-3,81	1875548	50	54.13
15	IMCV 1,5/15-G-3,81	1875551	50	57.94
16	IMCV 1,5/16-G-3,81	1875564	50	61.75

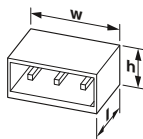


Technical data

Connection system / type of contact	MINI COMBICON / Female connector		
Locking	without		
Electrical parameters			
Rated current	[A]	8	
Surge voltage category/degree of pollution		III / 3	III / 2
Rated insulation voltage	[V]	160	160
Rated surge voltage	[kV]	2.5	2.5
Approval data (UL/CUL)			
Use Group		B	C
Nominal voltage/current	[V] / [A]	300 / 8	300 / 8
AWG		-	-
General data			
Type of insulation material / insulation material group		PA / I	
Inflammability class in acc. with UL 94		V0	

PCB headers, Pitch: 3.5 mm

EMC 1,5/..-G, Linear pinning



Dimensions	[mm]
Solder pin length	3.5
Length l	10.7
Height h	7



Ordering data

No. of pos.	Type	Order No.	Pcs./ Pkt.	Width w [mm]
2	EMC 1,5/ 2-G-3,5	1897092	50	8.4
3	EMC 1,5/ 3-G-3,5	1897102	50	11.9
4	EMC 1,5/ 4-G-3,5	1897115	50	15.4
5	EMC 1,5/ 5-G-3,5	1897128	50	18.9
6	EMC 1,5/ 6-G-3,5	1897131	50	22.4
7	EMC 1,5/ 7-G-3,5	1897144	50	25.9
8	EMC 1,5/ 8-G-3,5	1897157	50	29.4
9	EMC 1,5/ 9-G-3,5	1897160	50	32.9
10	EMC 1,5/10-G-3,5	1897173	50	36.4
11	EMC 1,5/11-G-3,5	1897186	50	39.9
12	EMC 1,5/12-G-3,5	1897199	50	43.4
13	EMC 1,5/13-G-3,5	1897209	50	46.9
14	EMC 1,5/14-G-3,5	1897212	50	50.4
15	EMC 1,5/15-G-3,5	1897225	50	53.9
16	EMC 1,5/16-G-3,5	1897238	50	57.4

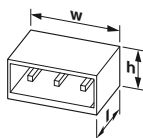


Technical data

Connection system / type of contact	MINI COMBICON / Male connector		
Locking	without		
Electrical parameters			
Rated current	[A]	8	
Surge voltage category/degree of pollution		III / 3	III / 2
Rated insulation voltage	[V]	160	160
Rated surge voltage	[kV]	2.5	2.5
Approval data (UL/CUL)			
Use Group		B	C
Nominal voltage/current	[V] / [A]	300 / 8	300 / 8
AWG			
General data			
Type of insulation material / insulation material group	PBT / IIIa		
Inflammability class in acc. with UL 94	V0		

PCB headers, Pitch: 3.81 mm

EMC 1,5/..-G, Linear pinning



Dimensions	[mm]
Solder pin length	3.5
Length l	10.7
Height h	7



Ordering data

No. of pos.	Type	Order No.	Pcs./ Pkt.	Width w [mm]
2	EMC 1,5/ 2-G-3,81	1897801	50	9.01
3	EMC 1,5/ 3-G-3,81	1897814	50	12.82
4	EMC 1,5/ 4-G-3,81	1897827	50	16.63
5	EMC 1,5/ 5-G-3,81	1897830	50	20.44
6	EMC 1,5/ 6-G-3,81	1897843	50	24.25
7	EMC 1,5/ 7-G-3,81	1897856	50	28.06
8	EMC 1,5/ 8-G-3,81	1897869	50	31.87
9	EMC 1,5/ 9-G-3,81	1897872	50	35.68
10	EMC 1,5/10-G-3,81	1897885	50	39.49
11	EMC 1,5/11-G-3,81	1897898	50	43.3
12	EMC 1,5/12-G-3,81	1897908	50	47.11
13	EMC 1,5/13-G-3,81	1897911	50	50.92
14	EMC 1,5/14-G-3,81	1897924	50	54.73
15	EMC 1,5/15-G-3,81	1897937	50	58.54
16	EMC 1,5/16-G-3,81	1897940	50	62.35



Technical data

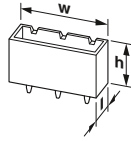

Connection system / type of contact	MINI COMBICON / Male connector		
Locking	without		
Electrical parameters			
Rated current	[A]	8	
Surge voltage category/degree of pollution		III / 3	III / 2
Rated insulation voltage	[V]	160	160
Rated surge voltage	[kV]	2.5	2.5
Approval data (UL/CUL)			
Use Group		B	C
Nominal voltage/current	[V] / [A]	300 / 8	300 / 8
AWG			
General data			
Type of insulation material / insulation material group	PBT / IIIa		
Inflammability class in acc. with UL 94	V0		

PCB connectors

Conductor cross section up to 1.5 mm² (AWG 16)

PCB headers, Pitch: 3.5 mm

EMCV 1,5/...-G, Linear pinning



Dimensions	[mm]
Solder pin length	3.8
Length l	7.25
Height h	9.2



Ordering data

No. of pos.	Type	Order No.	Pcs./ Pkt.	Width w [mm]
2	EMCV 1,5/ 2-G-3,5	1911017	50	8.4
3	EMCV 1,5/ 3-G-3,5	1911020	50	11.9
4	EMCV 1,5/ 4-G-3,5	1911033	50	15.4
5	EMCV 1,5/ 5-G-3,5	1911046	50	18.9
6	EMCV 1,5/ 6-G-3,5	1911059	50	22.4
7	EMCV 1,5/ 7-G-3,5	1911062	50	25.9
8	EMCV 1,5/ 8-G-3,5	1911075	50	29.4
9	EMCV 1,5/ 9-G-3,5	1911088	50	32.9
10	EMCV 1,5/10-G-3,5	1911091	50	36.4
11	EMCV 1,5/11-G-3,5	1911101	50	39.9
12	EMCV 1,5/12-G-3,5	1911114	50	43.4
13	EMCV 1,5/13-G-3,5	1911127	50	46.9
14	EMCV 1,5/14-G-3,5	1911130	50	50.4
15	EMCV 1,5/15-G-3,5	1911143	50	53.9
16	EMCV 1,5/16-G-3,5	1911156	50	57.4

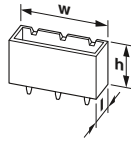



Technical data

Connection system / type of contact		MINI COMBICON / Male connector		
Locking		without		
Electrical parameters				
Rated current	[A]	8		
Surge voltage category/degree of pollution		III/3	III / 2	II / 2
Rated insulation voltage	[V]	160	160	250
Rated surge voltage	[kV]	2.5	2.5	2.5
Approval data (UL/CUL)				
Use Group		B	C	D
Nominal voltage/current	[V] / [A]	300 / 8	-	300 / 8
AWG		-	-	-
General data				
Type of insulation material / insulation material group		PBT / IIIa		
Inflammability class in acc. with UL 94		V0		

PCB headers, Pitch: 3.81 mm

EMCV 1,5/...-G, Linear pinning



Dimensions	[mm]
Solder pin length	3.8
Length l	7.25
Height h	9.2



Ordering data

No. of pos.	Type	Order No.	Pcs./ Pkt.	Width w [mm]
2	EMCV 1,5/ 2-G-3,81	1860647	50	9.01
3	EMCV 1,5/ 3-G-3,81	1860650	50	12.82
4	EMCV 1,5/ 4-G-3,81	1860663	50	16.63
5	EMCV 1,5/ 5-G-3,81	1860676	50	20.44
6	EMCV 1,5/ 6-G-3,81	1860689	50	24.25
7	EMCV 1,5/ 7-G-3,81	1860692	50	28.06
8	EMCV 1,5/ 8-G-3,81	1860702	50	31.87
9	EMCV 1,5/ 9-G-3,81	1860715	50	35.68
10	EMCV 1,5/10-G-3,81	1860728	50	39.49
11	EMCV 1,5/11-G-3,81	1860731	50	43.3
12	EMCV 1,5/12-G-3,81	1860744	50	47.11
13	EMCV 1,5/13-G-3,81	1860757	50	50.92
14	EMCV 1,5/14-G-3,81	1860760	50	54.73
15	EMCV 1,5/15-G-3,81	1860773	50	58.54
16	EMCV 1,5/16-G-3,81	1860786	50	62.35



Technical data

Connection system / type of contact		MINI COMBICON / Male connector		
Locking		without		
Electrical parameters				
Rated current	[A]	8		
Surge voltage category/degree of pollution		III/3	III / 2	II / 2
Rated insulation voltage	[V]	160	160	250
Rated surge voltage	[kV]	2.5	2.5	2.5
Approval data (UL/CUL)				
Use Group		B	C	D
Nominal voltage/current	[V] / [A]	300 / 8	-	300 / 8
AWG		-	-	-
General data				
Type of insulation material / insulation material group		PBT / IIIa		
Inflammability class in acc. with UL 94		V0		

Direct plug-in block, Screw connection with tension sleeve, Pitch: 3.81 mm

MCVU 1,5/...-GFD



Dimensions	[mm]
Length l	12.5
Height h	20.3



Ordering data

No. of pos.	Type	Order No.	Pcs./ Pkt.	Width w [mm]
2	MCVU 1,5/ 2-GFD-3,81	1833027	50	18.01
3	MCVU 1,5/ 3-GFD-3,81	1833030	50	21.82
4	MCVU 1,5/ 4-GFD-3,81	1833043	50	25.63
5	MCVU 1,5/ 5-GFD-3,81	1833056	50	29.44
6	MCVU 1,5/ 6-GFD-3,81	1833069	50	33.25
7	MCVU 1,5/ 7-GFD-3,81	1833072	50	37.06
8	MCVU 1,5/ 8-GFD-3,81	1833085	50	4.87
9	MCVU 1,5/ 9-GFD-3,81	1833098	50	44.68
10	MCVU 1,5/10-GFD-3,81	1833108	50	48.49
11	MCVU 1,5/11-GFD-3,81	1833111	50	52.3
12	MCVU 1,5/12-GFD-3,81	1833124	50	56.11
13	MCVU 1,5/13-GFD-3,81	1833137	50	59.92
14	MCVU 1,5/14-GFD-3,81	1833140	50	63.73
15	MCVU 1,5/15-GFD-3,81	1833153	50	67.54
16	MCVU 1,5/16-GFD-3,81	1833166	50	71.35

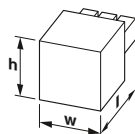


Technical data

Connection system / type of contact		MINI COMBICON / Male connector		
Locking		Threaded flange		
Connection capacity				
Solid / stranded	[mm ²]	0.14 - 1.5 / 0.14 - 1.5		
Stranded with ferrules without plastic sleeve	[mm ²]	0.25 - 1.5		
Stranded with ferrules with plastic sleeve	[mm ²]	0.25 - 0.5		
2 conductors with same cross section solid / stranded	[mm ²]	0.14 - 0.5 / 0.14 - 0.75		
2 conductors with same cross section, stranded, with ferrule without plastic sleeve	[mm ²]	0.25 - 0.34		
2 conductors with same cross section, stranded, with TWIN ferrules with plastic sleeve	[mm ²]	0.5 - 0.5		
Conductor cross section AWG/kcmil		28 - 16		
Stripping length		7		
Tightening torque		0.22 - 0.25		
Electrical parameters				
Rated current / conductor cross section [A] / [mm ²]		8 / 1.5		
Surge voltage category/degree of pollution		III/3	III/2	II/2
Rated insulation voltage [V]		160	160	320
Rated surge voltage [kV]		2.5	2.5	2.5
Approval data (UL/CUL)				
Use Group		B	C	D
Nominal voltage/current [V] / [A]		300 / 8	-	300 / 8
AWG		30-14	-	30-14
Approval data (CSA)				
Use Group		B	C	D
Nominal voltage/current [V] / [A]		300 / 8	-	300 / 8
AWG		28-16	-	28-16
General data				
Type of insulation material / insulation material group		PA / I		
Inflammability class in acc. with UL 94		V0		

PCB plug, Screw connection with tension sleeve, Pitch: 5.08 mm

MC 1,5/...-ST



Dimensions	[mm]
Length l	15.5
Height h	11.1



Ordering data

No. of pos.	Type	Order No.	Pcs./ Pkt.	Width w [mm]
2	MC 1,5/ 2-ST-5,08	1836079	50	10.16
3	MC 1,5/ 3-ST-5,08	1836082	50	15.24
4	MC 1,5/ 4-ST-5,08	1836095	50	20.32
5	MC 1,5/ 5-ST-5,08	1836105	50	25.4
6	MC 1,5/ 6-ST-5,08	1836118	50	30.48
7	MC 1,5/ 7-ST-5,08	1836121	50	35.56
8	MC 1,5/ 8-ST-5,08	1836134	50	40.64
9	MC 1,5/ 9-ST-5,08	1836147	50	45.72
10	MC 1,5/10-ST-5,08	1836150	50	50.8
11	MC 1,5/11-ST-5,08	1836163	50	55.88
12	MC 1,5/12-ST-5,08	1836176	50	60.96



Technical data

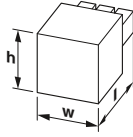
Connection system / type of contact		MINI COMBICON / Female connector		
Locking		without		
Connection capacity				
Solid / stranded	[mm ²]	0.14 - 1.5 / 0.14 - 1.5		
Stranded with ferrules without plastic sleeve	[mm ²]	0.25 - 1.5		
Stranded with ferrules with plastic sleeve	[mm ²]	0.25 - 0.5		
2 conductors with same cross section solid / stranded	[mm ²]	0.08 - 0.5 / 0.08 - 0.75		
2 conductors with same cross section, stranded, with ferrule without plastic sleeve	[mm ²]	0.25 - 0.34		
2 conductors with same cross section, stranded, with TWIN ferrules with plastic sleeve	[mm ²]	0.5 - 0.5		
Conductor cross section AWG/kcmil		28 - 16		
Stripping length		7		
Tightening torque		0.22 - 0.25		
Electrical parameters				
Rated current / conductor cross section [A] / [mm ²]		8 / 1.5		
Surge voltage category/degree of pollution		III/3	III/2	II/2
Rated insulation voltage [V]		250	320	400
Rated surge voltage [kV]		4	4	4
Approval data (UL/CUL)				
Use Group		B	C	D
Nominal voltage/current [V] / [A]		300 / 8	-	300 / 8
AWG		30-14	-	30-14
Approval data (CSA)				
Use Group		B	C	D
Nominal voltage/current [V] / [A]		300 / 8	-	300 / 8
AWG		28-16	-	28-16
General data				
Type of insulation material / insulation material group		PA / I		
Inflammability class in acc. with UL 94		V0		

PCB connectors

Conductor cross section up to 1.5 mm² (AWG 16)

PCB plug, Screw connection with tension sleeve, Pitch: 5.08 mm

MC 1,5/...-STF



Dimensions	[mm]
Length l	15.5
Height h	11.1



Ordering data

No. of pos.	Type	Order No.	Pcs./ Pkt.	Width w [mm]
2	MC 1,5/ 2-STF-5,08	1847356	50	19.32
3	MC 1,5/ 3-STF-5,08	1847369	50	24.4
4	MC 1,5/ 4-STF-5,08	1847372	50	29.48
5	MC 1,5/ 5-STF-5,08	1847385	50	34.56
6	MC 1,5/ 6-STF-5,08	1847398	50	39.64
7	MC 1,5/ 7-STF-5,08	1847408	50	44.72
8	MC 1,5/ 8-STF-5,08	1847411	50	49.8
9	MC 1,5/ 9-STF-5,08	1847424	50	54.88
10	MC 1,5/10-STF-5,08	1847437	50	59.96
11	MC 1,5/11-STF-5,08	1847440	50	65.04
12	MC 1,5/12-STF-5,08	1847453	50	70.12

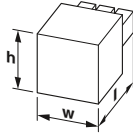


Technical data

Connection system / type of contact		MINI COMBICON / Female connector		
Locking		Screw flange		
Connection capacity				
Solid / stranded	[mm ²]	0.14 - 1.5 / 0.14 - 1.5		
Stranded with ferrules without plastic sleeve	[mm ²]	0.25 - 1.5		
Stranded with ferrules with plastic sleeve	[mm ²]	0.25 - 0.5		
2 conductors with same cross section solid / stranded	[mm ²]	0.08 - 0.5 / 0.08 - 0.75		
2 conductors with same cross section, stranded, with ferrule without plastic sleeve	[mm ²]	0.25 - 0.34		
2 conductors with same cross section, stranded, with TWIN ferrules with plastic sleeve	[mm ²]	0.5 - 0.5		
Conductor cross section AWG/kcmil		28 - 16		
Stripping length		7		
Tightening torque		0.22 - 0.25		
Electrical parameters				
Rated current / conductor cross section [A] / [mm ²]		8 / 1.5		
Surge voltage category/degree of pollution		III / 3	III / 2	II / 2
Rated insulation voltage [V]		250	320	400
Rated surge voltage [kV]		4	4	4
Approval data (UL/CUL)				
Use Group		B	C	D
Nominal voltage/current [V] / [A]		300 / 8	-	300 / 8
AWG		30-14	-	30-14
Approval data (CSA)				
Use Group		B	C	D
Nominal voltage/current [V] / [A]		300 / 8	-	300 / 8
AWG		28-16	-	28-16
General data				
Type of insulation material / insulation material group		PA / I		
Inflammability class in acc. with UL 94		V0		

PCB plug, Screw connection with tension sleeve, Pitch: 5.08 mm

MC 1,5/...-ST1



Dimensions	[mm]
Length l	15.5
Height h	11.1



Ordering data

No. of pos.	Type	Order No.	Pcs./ Pkt.	Width w [mm]
2	MC 1,5/ 2-ST1-5,08	1900772	50	10.12
3	MC 1,5/ 3-ST1-5,08	1900785	50	15.2
4	MC 1,5/ 4-ST1-5,08	1900798	50	20.28
5	MC 1,5/ 5-ST1-5,08	1900808	50	25.36
6	MC 1,5/ 6-ST1-5,08	1900811	50	30.44
7	MC 1,5/ 7-ST1-5,08	1900824	50	35.52
8	MC 1,5/ 8-ST1-5,08	1900837	50	40.6
9	MC 1,5/ 9-ST1-5,08	1900840	50	45.68
10	MC 1,5/10-ST1-5,08	1900853	50	50.76
11	MC 1,5/11-ST1-5,08	1900866	50	55.84
12	MC 1,5/12-ST1-5,08	1900879	50	60.92



Technical data

Connection system / type of contact		MINI COMBICON / Female connector		
Locking		without		
Connection capacity				
Solid / stranded	[mm ²]	0.14 - 1.5 / 0.14 - 1.5		
Stranded with ferrules without plastic sleeve	[mm ²]	0.25 - 1.5		
Stranded with ferrules with plastic sleeve	[mm ²]	0.25 - 0.5		
2 conductors with same cross section solid / stranded	[mm ²]	0.08 - 0.5 / 0.08 - 0.75		
2 conductors with same cross section, stranded, with ferrule without plastic sleeve	[mm ²]	0.25 - 0.34		
2 conductors with same cross section, stranded, with TWIN ferrules with plastic sleeve	[mm ²]	0.5 - 0.5		
Conductor cross section AWG/kcmil		28 - 16		
Stripping length		7		
Tightening torque		0.22 - 0.25		
Electrical parameters				
Rated current / conductor cross section [A] / [mm ²]		8 / 1.5		
Surge voltage category/degree of pollution		III / 3	III / 2	II / 2
Rated insulation voltage [V]		250	320	630
Rated surge voltage [kV]		4	4	4
Approval data (UL/CUL)				
Use Group		B	C	D
Nominal voltage/current [V] / [A]		300 / 8	-	300 / 8
AWG		30-14	-	30-14
General data				
Type of insulation material / insulation material group		PA / I		
Inflammability class in acc. with UL 94		V0		

PCB plug, Screw connection with tension sleeve, Pitch: 5.08 mm

MC 1,5/...-ST1F



Dimensions	[mm]
Length l	15.5
Height h	11.1



Ordering data

No. of pos.	Type	Order No.	Pcs./ Pkt.	Width w [mm]
2	MC 1,5/ 2-ST1F-5,08	1900882	50	19.28
3	MC 1,5/ 3-ST1F-5,08	1900895	50	24.36
4	MC 1,5/ 4-ST1F-5,08	1900905	50	29.44
5	MC 1,5/ 5-ST1F-5,08	1900918	50	34.52
6	MC 1,5/ 6-ST1F-5,08	1900921	50	39.6
7	MC 1,5/ 7-ST1F-5,08	1900934	50	44.68
8	MC 1,5/ 8-ST1F-5,08	1900947	50	49.76
9	MC 1,5/ 9-ST1F-5,08	1900950	50	54.84
10	MC 1,5/10-ST1F-5,08	1900963	50	59.92
11	MC 1,5/11-ST1F-5,08	1900976	50	65
12	MC 1,5/12-ST1F-5,08	1900989	50	70.08

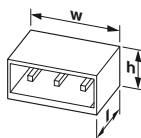


Technical data

Connection system / type of contact		MINI COMBICON / Female connector		
Locking		Screw flange		
Connection capacity				
Solid / stranded	[mm ²]	0.14 - 1.5 / 0.14 - 1.5		
Stranded with ferrules without plastic sleeve	[mm ²]	0.25 - 1.5		
Stranded with ferrules with plastic sleeve	[mm ²]	0.25 - 0.5		
2 conductors with same cross section solid / stranded	[mm ²]	0.08 - 0.5 / 0.08 - 0.75		
2 conductors with same cross section, stranded, with ferrule without plastic sleeve	[mm ²]	0.25 - 0.34		
2 conductors with same cross section, stranded, with TWIN ferrules with plastic sleeve	[mm ²]	0.5 - 0.5		
Conductor cross section AWG/kcmil		28 - 16		
Stripping length		7		
Tightening torque		0.22 - 0.25		
Electrical parameters				
Rated current / conductor cross section	[A] / [mm ²]	8 / 1.5		
Surge voltage category/degree of pollution		III/3	III / 2	II / 2
Rated insulation voltage		250	320	630
Rated surge voltage		4	4	4
Approval data (UL/CUL)				
Use Group		B	C	D
Nominal voltage/current		300 / 8	-	300 / 8
AWG		30-14	-	30-14
General data				
Type of insulation material / insulation material group		PA / I		
Inflammability class in acc. with UL 94		V0		

PCB headers, Pitch: 5.08 mm

MC 1,5/...-G, Linear pinning



Dimensions	[mm]
Solder pin length	3.4
Length l	9.2
Height h	7.25



Ordering data

No. of pos.	Type	Order No.	Pcs./ Pkt.	Width w [mm]
2	MC 1,5/ 2-G-5,08	1836189	50	10.16
3	MC 1,5/ 3-G-5,08	1836192	50	15.24
4	MC 1,5/ 4-G-5,08	1836202	50	20.32
5	MC 1,5/ 5-G-5,08	1836215	50	25.4
6	MC 1,5/ 6-G-5,08	1836228	50	30.48
7	MC 1,5/ 7-G-5,08	1836231	50	35.56
8	MC 1,5/ 8-G-5,08	1836244	50	40.64
9	MC 1,5/ 9-G-5,08	1836257	50	45.72
10	MC 1,5/10-G-5,08	1836260	50	50.8
11	MC 1,5/11-G-5,08	1836273	50	55.88
12	MC 1,5/12-G-5,08	1836286	50	60.96



Technical data

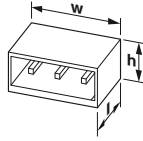
Connection system / type of contact		MINI COMBICON / Male connector		
Locking		without		
Electrical parameters				
Rated current	[A]	8		
Surge voltage category/degree of pollution		III/3	III / 2	II / 2
Rated insulation voltage		250	320	400
Rated surge voltage		4	4	4
Approval data (UL/CUL)				
Use Group		B	C	D
Nominal voltage/current		300 / 8	-	300 / 8
AWG		-	-	-
Approval data (CSA)				
Use Group		B	C	D
Nominal voltage/current		300 / 8	-	300 / 8
AWG		-	-	-
General data				
Type of insulation material / insulation material group		PBT / IIIa		
Inflammability class in acc. with UL 94		V0		

PCB connectors

Conductor cross section up to 1.5 mm² (AWG 16)

PCB headers, Pitch: 5.08 mm

MC 1,5/...-GF, Linear pinning



Dimensions	[mm]
Solder pin length	3.4
Length l	9.2
Height h	7.25



Ordering data

No. of pos.	Type	Order No.	Pcs./ Pkt.	Width w [mm]
2	MC 1,5/ 2-GF-5,08	1847466	50	19.28
3	MC 1,5/ 3-GF-5,08	1847479	50	24.36
4	MC 1,5/ 4-GF-5,08	1847482	50	29.44
5	MC 1,5/ 5-GF-5,08	1847495	50	34.52
6	MC 1,5/ 6-GF-5,08	1847505	50	39.6
7	MC 1,5/ 7-GF-5,08	1847518	50	44.68
8	MC 1,5/ 8-GF-5,08	1847521	50	49.76
9	MC 1,5/ 9-GF-5,08	1847534	50	54.84
10	MC 1,5/10-GF-5,08	1847547	50	59.92
11	MC 1,5/11-GF-5,08	1847550	50	65
12	MC 1,5/12-GF-5,08	1847563	50	70.08

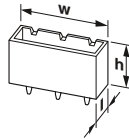


Technical data

Connection system / type of contact	MINI COMBICON / Male connector		
Locking	Threaded flange		
Electrical parameters			
Rated current	[A]	8	
Surge voltage category/degree of pollution		III/3	III / 2
Rated insulation voltage	[V]	250	320
Rated surge voltage	[kV]	4	4
Approval data (UL/CUL)			
Use Group		B	C
Nominal voltage/current	[V] / [A]	300 / 8	300 / 8
AWG		-	-
Approval data (CSA)			
Use Group		B	C
Nominal voltage/current	[V] / [A]	300 / 8	300 / 8
AWG		-	-
General data			
Type of insulation material / insulation material group		PBT / IIIa	
Inflammability class in acc. with UL 94		V0	

PCB headers, Pitch: 5.08 mm

MCV 1,5/...-G, Linear pinning



Dimensions	[mm]
Solder pin length	3.4
Length l	7.25
Height h	10



Ordering data

No. of pos.	Type	Order No.	Pcs./ Pkt.	Width w [mm]
2	MCV 1,5/ 2-G-5,08	1836299	50	10.16
3	MCV 1,5/ 3-G-5,08	1836309	50	15.24
4	MCV 1,5/ 4-G-5,08	1836312	50	20.32
5	MCV 1,5/ 5-G-5,08	1836325	50	25.4
6	MCV 1,5/ 6-G-5,08	1836338	50	30.48
7	MCV 1,5/ 7-G-5,08	1836341	50	35.56
8	MCV 1,5/ 8-G-5,08	1836354	50	40.64
9	MCV 1,5/ 9-G-5,08	1836367	50	45.72
10	MCV 1,5/10-G-5,08	1836370	50	50.8
11	MCV 1,5/11-G-5,08	1836383	50	55.88
12	MCV 1,5/12-G-5,08	1836396	50	60.96

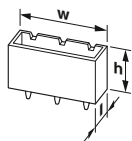


Technical data

Connection system / type of contact	MINI COMBICON / Male connector		
Locking	without		
Electrical parameters			
Rated current	[A]	8	
Surge voltage category/degree of pollution		III/3	III / 2
Rated insulation voltage	[V]	250	320
Rated surge voltage	[kV]	4	4
Approval data (UL/CUL)			
Use Group		B	C
Nominal voltage/current	[V] / [A]	300 / 8	300 / 8
AWG		-	-
Approval data (CSA)			
Use Group		B	C
Nominal voltage/current	[V] / [A]	300 / 8	300 / 8
AWG		-	-
General data			
Type of insulation material / insulation material group		PBT / IIIa	
Inflammability class in acc. with UL 94		V0	

PCB headers, Pitch: 5.08 mm

MCV 1,5/...-GF, Linear pinning



Dimensions	[mm]
Solder pin length	3.4
Length l	7.25
Height h	9.2



Ordering data

No. of pos.	Type	Order No.	Pcs./ Pkt.	Width w [mm]
2	MCV 1,5/ 2-GF-5,08	1847615	50	19.28
3	MCV 1,5/ 3-GF-5,08	1847628	50	24.36
4	MCV 1,5/ 4-GF-5,08	1847631	50	29.44
5	MCV 1,5/ 5-GF-5,08	1847644	50	34.52
6	MCV 1,5/ 6-GF-5,08	1847657	50	39.6
7	MCV 1,5/ 7-GF-5,08	1847660	50	44.68
8	MCV 1,5/ 8-GF-5,08	1847673	50	49.76
9	MCV 1,5/ 9-GF-5,08	1847686	50	54.84
10	MCV 1,5/10-GF-5,08	1847699	50	59.92
11	MCV 1,5/11-GF-5,08	1847709	50	65
12	MCV 1,5/12-GF-5,08	1847712	50	70.08

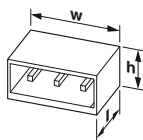


Technical data

Connection system / type of contact	MINI COMBICON / Male connector		
Locking	Threaded flange		
Electrical parameters			
Rated current	[A]	8	
Surge voltage category/degree of pollution		III/3	III / 2
Rated insulation voltage	[V]	250	320
Rated surge voltage	[kV]	4	4
Approval data (UL/CUL)			
Use Group		B	C
Nominal voltage/current	[V] / [A]	300 / 8	300 / 8
AWG		-	-
Approval data (CSA)			
Use Group		B	C
Nominal voltage/current	[V] / [A]	300 / 8	300 / 8
AWG		-	-
General data			
Type of insulation material / insulation material group		PBT / IIIa	
Inflammability class in acc. with UL 94		V0	

PCB headers, Pitch: 3.5 mm

PSC 1,5/...-M, Linear pinning



Dimensions	[mm]
Solder pin length	3.5
Length l	20.85
Height h	13.65



Ordering data

No. of pos.	Type	Order No.	Pcs./ Pkt.	Width w [mm]
3	PSC 1,5/ 3-M	1841857	50	32.1
5	PSC 1,5/ 5-M	1841899	50	39.1



Technical data

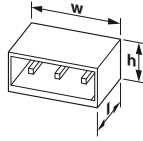
Connection system / type of contact	PSC / Male connector		
Locking	without		
Electrical parameters			
Rated current	[A]	8	
Surge voltage category/degree of pollution		III/3	III / 2
Rated insulation voltage	[V]	250	320
Rated surge voltage	[kV]	4	4
Approval data (UL/CUL)			
Use Group		B	C
Nominal voltage/current	[V] / [A]	300 / 8	300 / 8
AWG		-	-
Approval data (CSA)			
Use Group		B	C
Nominal voltage/current	[V] / [A]	300 / 8	300 / 8
AWG		-	-
General data			
Type of insulation material / insulation material group		PA / I	
Inflammability class in acc. with UL 94		V0	

PCB connectors

Conductor cross section up to 1.5 mm² (AWG 16)

Feed-through header, Solder/Slip-on connection, Pitch: 3.81 mm

DFK-MC 1,5/...-GF, Linear pinning



Dimensions	[mm]
Solder pin length	9.4
Length l	16.2
Height h	11



Ordering data

No. of pos.	Type	Order No.	Pcs./ Pkt.	Width w [mm]
2	DFK-MC 1,5/ 2-GF-3,81	1829345	50	22.01
3	DFK-MC 1,5/ 3-GF-3,81	1829358	50	25.82
4	DFK-MC 1,5/ 4-GF-3,81	1829361	50	29.63
5	DFK-MC 1,5/ 5-GF-3,81	1829374	50	33.44
6	DFK-MC 1,5/ 6-GF-3,81	1829387	50	37.25
7	DFK-MC 1,5/ 7-GF-3,81	1829390	50	41.06
8	DFK-MC 1,5/ 8-GF-3,81	1827596	50	44.87
9	DFK-MC 1,5/ 9-GF-3,81	1829400	50	48.68
10	DFK-MC 1,5/10-GF-3,81	1829413	50	52.49
11	DFK-MC 1,5/11-GF-3,81	1829426	50	56.3
12	DFK-MC 1,5/12-GF-3,81	1829439	50	60.11
13	DFK-MC 1,5/13-GF-3,81	1829442	50	63.92
14	DFK-MC 1,5/14-GF-3,81	1829455	50	67.73
15	DFK-MC 1,5/15-GF-3,81	1829468	50	71.54
16	DFK-MC 1,5/16-GF-3,81	1829471	50	75.35

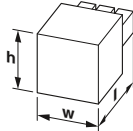


Technical data

Connection system / type of contact		MINI COMBICON / Male connector		
Locking		Threaded flange		
Electrical parameters				
Rated current	[A]	8		
Surge voltage category/degree of pollution		III/3	III / 2	II / 2
Rated insulation voltage	[V]	160	160	320
Rated surge voltage	[kV]	2.5	2.5	2.5
Approval data (UL/CUL)				
Use Group		B	C	D
Nominal voltage/current	[V] / [A]	300 / 8	-	300 / 8
AWG		-	-	-
Approval data (CSA)				
Use Group		B	C	D
Nominal voltage/current	[V] / [A]	-	-	-
AWG		-	-	-
General data				
Type of insulation material / insulation material group		PA / I		
Inflammability class in acc. with UL 94		V0		

PCB plug, Screw connection with tension sleeve, Pitch: 3.5 mm

PSC 1,5/...-F



Dimensions	[mm]
Length l	16
Height h	12.5



Ordering data

No. of pos.	Type	Order No.	Pcs./ Pkt.	Width w [mm]
3	PSC 1,5/ 3-F	1841909	50	30.6
5	PSC 1,5/ 5-F	1841912	50	39.2




Technical data

Connection system / type of contact		PSC / Female connector		
Locking		without		
Connection capacity				
Solid / stranded	[mm ²]	0.14 - 1.5 / 0.14 - 1.5		
Stranded with ferrules without plastic sleeve	[mm ²]	0.25 - 1.5		
Stranded with ferrules with plastic sleeve	[mm ²]	0.25 - 1.5		
2 conductors with same cross section solid / stranded	[mm ²]	- / -		
2 conductors with same cross section, stranded, with ferrule without plastic sleeve	[mm ²]	-		
2 conductors with same cross section, stranded, with TWIN ferrules with plastic sleeve	[mm ²]	-		
Conductor cross section AWG/kcmil		28 - 16		
Stripping length	[mm]	-		
Tightening torque	[Nm]	0.22 - 0.25		
Electrical parameters				
Rated current / conductor cross section	[A] / [mm ²]	8 / 1.5		
Surge voltage category/degree of pollution		III/3	III / 2	II / 2
Rated insulation voltage	[V]	250	320	630
Rated surge voltage	[kV]	4	4	4
Approval data (UL/CUL)				
Use Group		B	C	D
Nominal voltage/current	[V] / [A]	300 / 8	-	300 / 8
AWG		30-14	-	30-14
Approval data (CSA)				
Use Group		B	C	D
Nominal voltage/current	[V] / [A]	300 / 8	-	300 / 8
AWG		28-16	-	28-16
General data				
Type of insulation material / insulation material group		PA / I		
Inflammability class in acc. with UL 94		V0		

PCB plug, Screw connection with wire protector, Pitch: 5 mm

PT 1,5/...-PVH



Dimensions	[mm]
Length l	15
Height h	11.4



Ordering data

No. of pos.	Type	Order No.	Pcs./ Pkt.	Width w [mm]
2	PT 1,5/ 2-PVH-5,0	1934861	250	10
3	PT 1,5/ 3-PVH-5,0	1934874	250	15
4	PT 1,5/ 4-PVH-5,0	1934887	250	20
5	PT 1,5/ 5-PVH-5,0	1934890	100	25
6	PT 1,5/ 6-PVH-5,0	1934900	100	30
7	PT 1,5/ 7-PVH-5,0	1934913	100	35
8	PT 1,5/ 8-PVH-5,0	1934926	100	40
9	PT 1,5/ 9-PVH-5,0	1934939	100	45
10	PT 1,5/10-PVH-5,0	1934942	100	50
11	PT 1,5/11-PVH-5,0	1934955	50	55
12	PT 1,5/12-PVH-5,0	1934968	50	60
13	PT 1,5/13-PVH-5,0	1934971	50	65
14	PT 1,5/14-PVH-5,0	1934984	50	70
15	PT 1,5/15-PVH-5,0	1934997	50	75
16	PT 1,5/16-PVH-5,0	1935006	50	80

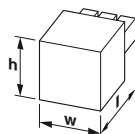


Technical data

Connection system / type of contact	COMBICON COMPACT PST 1,3 / Female connector		
Locking	without		
Connection capacity			
Solid / stranded	[mm ²]	0.2 - 2.5 / 0.2 - 2.5	
Stranded with ferrules without plastic sleeve	[mm ²]	0.25 - 1.5	
Stranded with ferrules with plastic sleeve	[mm ²]	0.25 - 1.5	
2 conductors with same cross section solid / stranded	[mm ²]	0.2 - 0.75 / 0.2 - 0.75	
2 conductors with same cross section, stranded, with ferrule without plastic sleeve	[mm ²]	0.25 - 0.34	
2 conductors with same cross section, stranded, with TWIN ferrules with plastic sleeve	[mm ²]	0.5 - 0.75	
Conductor cross section AWG/kcmil		26 - 14	
Stripping length	[mm]	5	
Tightening torque	[Nm]	0.35 - 0.4	
Electrical parameters			
Rated current / conductor cross section	[A] / [mm ²]	12 / 2.5	
Surge voltage category/degree of pollution		III / 3	II / 2
Rated insulation voltage	[V]	250	400
Rated surge voltage	[kV]	4	4
Approval data (UL/CUL)			
Use Group		B	C
Nominal voltage/current	[V] / [A]	300 / 15	300 / 10
AWG		26-12	26-12
General data			
Type of insulation material / insulation material group		PA / I	
Inflammability class in acc. with UL 94		V0	

PCB plug, Screw connection with tension sleeve, Pitch: 5 mm

PT 1,5/...-PH



Dimensions	[mm]
Length l	12.2
Height h	13.15



Ordering data

No. of pos.	Type	Order No.	Pcs./ Pkt.	Width w [mm]
2	PT 1,5/ 2-PH-5,0	1755583	250	10
3	PT 1,5/ 3-PH-5,0	1755596	250	15
4	PT 1,5/ 4-PH-5,0	1755606	250	20
5	PT 1,5/ 5-PH-5,0	1755619	100	25
6	PT 1,5/ 6-PH-5,0	1755622	100	30
7	PT 1,5/ 7-PH-5,0	1755635	100	35
8	PT 1,5/ 8-PH-5,0	1755648	100	40
9	PT 1,5/ 9-PH-5,0	1755651	100	45
10	PT 1,5/10-PH-5,0	1755664	100	50
11	PT 1,5/11-PH-5,0	1755677	50	55
12	PT 1,5/12-PH-5,0	1755680	50	60
13	PT 1,5/13-PH-5,0	1755693	50	65
14	PT 1,5/14-PH-5,0	1755703	50	70
15	PT 1,5/15-PH-5,0	1755716	50	75
16	PT 1,5/16-PH-5,0	1755729	50	80



Technical data

Connection system / type of contact	COMBICON COMPACT PST 1,3 / Female connector		
Locking	without		
Connection capacity			
Solid / stranded	[mm ²]	0.2 - 2.5 / 0.2 - 2.5	
Stranded with ferrules without plastic sleeve	[mm ²]	0.25 - 1	
Stranded with ferrules with plastic sleeve	[mm ²]	0.25 - 1	
2 conductors with same cross section solid / stranded	[mm ²]	- / -	
2 conductors with same cross section, stranded, with ferrule without plastic sleeve	[mm ²]	-	
2 conductors with same cross section, stranded, with TWIN ferrules with plastic sleeve	[mm ²]	-	
Conductor cross section AWG/kcmil		26 - 12	
Stripping length	[mm]	6	
Tightening torque	[Nm]	0.35 - 0.4	
Electrical parameters			
Rated current / conductor cross section	[A] / [mm ²]	10 / 2.5	
Surge voltage category/degree of pollution		III / 3	II / 2
Rated insulation voltage	[V]	250	400
Rated surge voltage	[kV]	4	4
Approval data (UL/CUL)			
Use Group		B	C
Nominal voltage/current	[V] / [A]	300 / 10	300 / 10
AWG		28-14	28-14
Approval data (CSA)			
Use Group		B	C
Nominal voltage/current	[V] / [A]	300 / 5	300 / 5
AWG		26-14	26-14
General data			
Type of insulation material / insulation material group		PA / I	
Inflammability class in acc. with UL 94		V0	

PCB connectors

Conductor cross section up to 2.5 mm² (AWG 14)

PCB plug, Push-in spring connection, Pitch: 5 mm

PTS 1,5/...-PH



Dimensions	[mm]
Length l	12.8
Height h	11.7



Ordering data

No. of pos.	Type	Order No.	Pcs./ Pkt.	Width w [mm]
2	PTS 1,5/ 2-PH-5,0	1805517	250	10
3	PTS 1,5/ 3-PH-5,0	1805520	250	15
4	PTS 1,5/ 4-PH-5,0	1805533	250	20
5	PTS 1,5/ 5-PH-5,0	1805546	100	25
6	PTS 1,5/ 6-PH-5,0	1805559	100	30
7	PTS 1,5/ 7-PH-5,0	1805562	100	35
8	PTS 1,5/ 8-PH-5,0	1805575	100	40
9	PTS 1,5/ 9-PH-5,0	1805588	100	45
10	PTS 1,5/10-PH-5,0	1805591	100	50
11	PTS 1,5/11-PH-5,0	1805601	50	55
12	PTS 1,5/12-PH-5,0	1805614	50	60

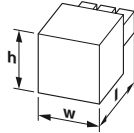


Technical data

Connection system / type of contact	COMBICON COMPACT PST 1,3 / Female connect			
Locking	without			
Connection capacity				
Solid / stranded	[mm ²]	0.2 - 2.5 / 0.2 - 2.5		
Stranded with ferrules without plastic sleeve	[mm ²]	0.25 - 1.5		
Stranded with ferrules with plastic sleeve	[mm ²]	0.25 - 1.5		
2 conductors with same cross section solid / stranded	[mm ²]	- / -		
2 conductors with same cross section, stranded, with ferrule without plastic sleeve	[mm ²]	-		
2 conductors with same cross section, stranded, with TWIN ferrules with plastic sleeve	[mm ²]	-		
Conductor cross section AWG/kcmil		26 - 14		
Stripping length	[mm]	8		
Tightening torque	[Nm]	-		
Electrical parameters				
Rated current / conductor cross section	[A] / [mm ²]	10 / 2.5		
Surge voltage category/degree of pollution		III/3	III/2	II/2
Rated insulation voltage	[V]	250	400	600
Rated surge voltage	[kV]	4	4	4
Approval data (UL/CUL)				
Use Group		B	C	D
Nominal voltage/current	[V] / [A]	300 / 7	-	300 / 7
AWG		26-14	-	26-14
General data				
Type of insulation material / insulation material group		PA / I		
Inflammability class in acc. with UL 94		V0		

PCB plug, Push-in spring connection, Pitch: 5 mm

PTS 1,5/...-PH CLIP



Dimensions	[mm]
Length l	15.21
Height h	14.25



Ordering data

No. of pos.	Type	Order No.	Pcs./ Pkt.	Width w [mm]
2	PTS 1,5/ 2-PH-5,0 CLIP	1848532	250	10
3	PTS 1,5/ 3-PH-5,0 CLIP	1848545	250	15
4	PTS 1,5/ 4-PH-5,0 CLIP	1848558	250	20
5	PTS 1,5/ 5-PH-5,0 CLIP	1848561	100	25
6	PTS 1,5/ 6-PH-5,0 CLIP	1848574	100	30
7	PTS 1,5/ 7-PH-5,0 CLIP	1848587	100	35
8	PTS 1,5/ 8-PH-5,0 CLIP	1848590	100	40
9	PTS 1,5/ 9-PH-5,0 CLIP	1848600	100	45
10	PTS 1,5/10-PH-5,0 CLIP	1848613	100	50
11	PTS 1,5/11-PH-5,0 CLIP	1848626	50	55
12	PTS 1,5/12-PH-5,0 CLIP	1848639	50	60



Technical data

Connection system / type of contact	COMBICON COMPACT PST 1,3 / Female connect			
Locking	-			
Connection capacity				
Solid / stranded	[mm ²]	0.2 - 2.5 / 0.2 - 2.5		
Stranded with ferrules without plastic sleeve	[mm ²]	0.25 - 1.5		
Stranded with ferrules with plastic sleeve	[mm ²]	0.25 - 1.5		
2 conductors with same cross section solid / stranded	[mm ²]	- / -		
2 conductors with same cross section, stranded, with ferrule without plastic sleeve	[mm ²]	-		
2 conductors with same cross section, stranded, with TWIN ferrules with plastic sleeve	[mm ²]	-		
Conductor cross section AWG/kcmil		26 - 14		
Stripping length	[mm]	8		
Tightening torque	[Nm]	-		
Electrical parameters				
Rated current / conductor cross section	[A] / [mm ²]	10 / 2.5		
Surge voltage category/degree of pollution		III/3	III/2	II/2
Rated insulation voltage	[V]	250	400	630
Rated surge voltage	[kV]	4	4	4
Approval data (UL/CUL)				
Use Group		B	C	D
Nominal voltage/current	[V] / [A]	300 / 7	-	300 / 7
AWG		26-14	-	26-14
General data				
Type of insulation material / insulation material group		PA / I		
Inflammability class in acc. with UL 94		-		

PCB plug, Push-in spring connection, Pitch: 5 mm

PTDA 2,5/..-PH



Dimensions	[mm]
Length l	20
Height h	16



Ordering data

No. of pos.	Type	Order No.	Pcs./ Pkt.	Width w [mm]
2	PTDA 2,5/ 2-PH-5,0	1725497	250	11.4
3	PTDA 2,5/ 3-PH-5,0	1725510	250	16.4
4	PTDA 2,5/ 4-PH-5,0	1725523	250	21.4
5	PTDA 2,5/ 5-PH-5,0	1725536	100	26.4
6	PTDA 2,5/ 6-PH-5,0	1725549	100	31.4
7	PTDA 2,5/ 7-PH-5,0	1725623	100	36.4
8	PTDA 2,5/ 8-PH-5,0	1725636	100	41.4
9	PTDA 2,5/ 9-PH-5,0	1725649	100	46.4
10	PTDA 2,5/10-PH-5,0	1725652	100	51.4
11	PTDA 2,5/11-PH-5,0	1725665	50	56.4
12	PTDA 2,5/12-PH-5,0	1725678	50	61.4
13	PTDA 2,5/13-PH-5,0	1725640	50	66.4
14	PTDA 2,5/14-PH-5,0	1725653	50	71.4
15	PTDA 2,5/15-PH-5,0	1725666	50	76.4
16	PTDA 2,5/16-PH-5,0	1725679	50	81.4

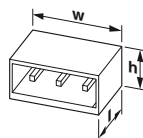


Technical data

Connection system / type of contact		COMBICON COMPACT PST 1,3 / Female connector		
Locking		without		
Connection capacity				
Solid / stranded	[mm ²]	0.2 - 2.5 / 0.2 - 2.5		
Stranded with ferrules without plastic sleeve	[mm ²]	0.5 - 2.5		
Stranded with ferrules with plastic sleeve	[mm ²]	0.5 - 1		
2 conductors with same cross section solid / stranded	[mm ²]	0.2 - 2.5 / 0.2 - 2.5		
2 conductors with same cross section, stranded, with ferrule without plastic sleeve	[mm ²]	0.5 - 2.5		
2 conductors with same cross section, stranded, with TWIN ferrules with plastic sleeve	[mm ²]	0.5 - 1		
Conductor cross section AWG/kcmil		24 - 14		
Stripping length	[mm]	10		
Tightening torque	[Nm]	-		
Electrical parameters				
Rated current / conductor cross section	[A] / [mm ²]	13.5 / 2.5		
Surge voltage category/degree of pollution		III / 3	III / 2	II / 2
Rated insulation voltage	[V]	320	400	630
Rated surge voltage	[kV]	4	4	4
Approval data (UL/CUL)				
Use Group		B	C	D
Nominal voltage/current	[V] / [A]	300 / 13.5	150 / 13.5	300 / 10
AWG		24-14	24-14	24-14
General data				
Type of insulation material / insulation material group		PA / I		
Inflammability class in acc. with UL 94		V0		

Pin strip, Pitch: 5 mm

PST 1,3/..-H, Linear pinning



Dimensions	[mm]
Solder pin length	6.7
Length l	12.5
Height h	2.8



Ordering data

No. of pos.	Type	Order No.	Pcs./ Pkt.	Width w [mm]
2	PST 1,3/ 2-H-5,0	1995635	250	10
3	PST 1,3/ 3-H-5,0	1705478	250	15
5	PST 1,3/ 5-H-5,0	1705494	100	25
4	PST 1,3/ 4-H-5,0	1705481	100	20
6	PST 1,3/ 6-H-5,0	1705504	100	30
7	PST 1,3/ 7-H-5,0	1717301	100	35
8	PST 1,3/ 8-H-5,0	1717314	100	40
9	PST 1,3/ 9-H-5,0	1717327	100	45
10	PST 1,3/10-H-5,0	1717330	100	50
11	PST 1,3/11-H-5,0	1717343	50	55
12	PST 1,3/12-H-5,0	1717356	50	60
13	PST 1,3/13-H-5,0	1717369	50	65
14	PST 1,3/14-H-5,0	1717372	50	70
15	PST 1,3/15-H-5,0	1717385	50	75
16	PST 1,3/16-H-5,0	1717398	50	80



Technical data

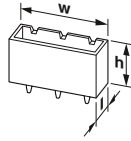
Connection system / type of contact		COMBICON COMPACT PST 1,3 / Male connector		
Locking		without		
Electrical parameters				
Rated current	[A]	12		
Surge voltage category/degree of pollution		III / 3	III / 2	II / 2
Rated insulation voltage	[V]	250	320	400
Rated surge voltage	[kV]	4	4	4
Approval data (UL/CUL)				
Use Group		B	C	D
Nominal voltage/current	[V] / [A]	300 / 16	-	300 / 10
AWG		-	-	-
General data				
Type of insulation material / insulation material group		PA / IIIa		
Inflammability class in acc. with UL 94		V0		

PCB connectors

Conductor cross section up to 2.5 mm² (AWG 14)

Pin strip, Pitch: 5 mm

PST 1,3/..-V, Linear pinning



Dimensions	[mm]
Solder pin length	3.5
Length l	11.3
Height h	9.5



Ordering data

No. of pos.	Type	Order No.	Pcs./ Pkt.	Width w [mm]
2	PST 1,3/ 2-5,0	1933189	250	10
3	PST 1,3/ 3-5,0	1933192	250	15
4	PST 1,3/ 4-5,0	1933202	250	20
5	PST 1,3/ 5-5,0	1933215	250	25
6	PST 1,3/ 6-5,0	1933228	100	30
7	PST 1,3/ 7-5,0	1933231	100	35
8	PST 1,3/ 8-5,0	1933244	100	40
9	PST 1,3/ 9-5,0	1933257	100	45
10	PST 1,3/10-5,0	1933260	100	50
11	PST 1,3/11-5,0	1933273	100	55
12	PST 1,3/12-5,0	1933286	100	60
13	PST 1,3/13-5,0	1933299	50	65
14	PST 1,3/14-5,0	1933309	50	70
15	PST 1,3/15-5,0	1933312	50	75
16	PST 1,3/16-5,0	1933325	50	80

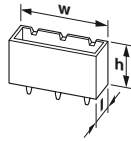


Technical data

Connection system / type of contact	COMBICON COMPACT PST 1,3 / Male connector		
Locking	without		
Electrical parameters			
Rated current	[A]	12	
Surge voltage category/degree of pollution		III/3	III / 2
Rated insulation voltage	[V]	250	320
Rated surge voltage	[kV]	4	4
Approval data (UL/CUL)			
Use Group		B	C
Nominal voltage/current	[V] / [A]	300 / 16	300 / 10
AWG		-	-
Approval data (CSA)			
Use Group		B	C
Nominal voltage/current	[V] / [A]	300 / 5	300 / 5
AWG		-	-
General data			
Type of insulation material / insulation material group		PA / IIIa	
Inflammability class in acc. with UL 94		V0	

Pin strip, Pitch: 5 mm

PST 1,3/..-V, Linear pinning



Dimensions	[mm]
Solder pin length	3.5
Length l	2.8
Height h	9.5



Ordering data

No. of pos.	Type	Order No.	Pcs./ Pkt.	Width w [mm]
2	PST 1,3/ 2-5,0 R24	1720301	330	9.6
3	PST 1,3/ 3-5,0 R24	1713169	330	14.6
4	PST 1,3/ 4-5,0 R56	1720314	250	19.6
5	PST 1,3/ 5-5,0 R56	1720327	250	24.6
6	PST 1,3/ 6-5,0 R56	1720330	250	29.6
7	PST 1,3/ 7-5,0 R56	1720343	250	34.6
8	PST 1,3/ 8-5,0 R56	1720356	250	39.6
9	PST 1,3/ 9-5,0 R72	1845564	250	

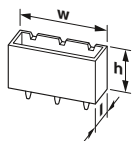


Technical data

Connection system / type of contact	COMBICON COMPACT PST 1,3 / Male connector		
Locking	without		
Electrical parameters			
Rated current	[A]	12	
Surge voltage category/degree of pollution		III/3	III / 2
Rated insulation voltage	[V]	250	320
Rated surge voltage	[kV]	4	4
Approval data (UL/CUL)			
Use Group		B	C
Nominal voltage/current	[V] / [A]	300 / 16	300 / 10
AWG		-	-
Approval data (CSA)			
Use Group		B	C
Nominal voltage/current	[V] / [A]	300 / 5	300 / 5
AWG		-	-
General data			
Type of insulation material / insulation material group		PA / IIIa	
Inflammability class in acc. with UL 94		V0	

Pin strip, Pitch: 5 mm

PST 1,3/..-SF, Linear pinning



Dimensions	[mm]
Solder pin length	3.6
Length l	5.65
Height h	9.4



Ordering data

No. of pos.	Type	Order No.	Pcs./ Pkt.	Width w [mm]
2	PST 1,3/ 2-5,0-SF	1805627	250	9.8
3	PST 1,3/ 3-5,0-SF	1805630	250	14.8
4	PST 1,3/ 4-5,0-SF	1805643	250	19.8
5	PST 1,3/ 5-5,0-SF	1805656	100	24.8
6	PST 1,3/ 6-5,0-SF	1805669	100	29.8
7	PST 1,3/ 7-5,0-SF	1805672	100	34.8
8	PST 1,3/ 8-5,0-SF	1805685	100	39.8

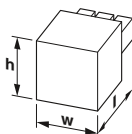


Technical data

Connection system / type of contact	COMBICON COMPACT PST 1,3 / Male connector		
Locking	without		
Electrical parameters			
Rated current	[A]	12	
Surge voltage category/degree of pollution		III/3	III / 2 II / 2
Rated insulation voltage	[V]	250	320 600
Rated surge voltage	[kV]	4	4 4
General data			
Type of insulation material / insulation material group	PA / IIIa		
Inflammability class in acc. with UL 94	V0		

PCB direct plug, Push-in spring connection, Pitch: 5 mm

SDC 2,5/..-PV, Zigzag pinning W



Dimensions	[mm]
Length l	15.3
Height h	21.2



Ordering data

No. of pos.	Type	Order No.	Pcs./ Pkt.	Width w [mm]
1	SDC 2,5/ 1-PV-5,0-ZB	1864024	50	13.18
2	SDC 2,5/ 2-PV-5,0-ZB	1864037	50	18.18
3	SDC 2,5/ 3-PV-5,0-ZB	1864040	50	23.18
4	SDC 2,5/ 4-PV-5,0-ZB	1864053	50	28.18
5	SDC 2,5/ 5-PV-5,0-ZB	1864066	50	33.18
6	SDC 2,5/ 6-PV-5,0-ZB	1864079	50	38.18
7	SDC 2,5/ 7-PV-5,0-ZB	1864082	50	43.18
8	SDC 2,5/ 8-PV-5,0-ZB	1864095	50	48.18
9	SDC 2,5/ 9-PV-5,0-ZB	1864105	50	53.18
10	SDC 2,5/10-PV-5,0-ZB	1864118	50	58.18
11	SDC 2,5/11-PV-5,0-ZB	1864121	50	63.18
12	SDC 2,5/12-PV-5,0-ZB	1864134	50	68.18
13	SDC 2,5/13-PV-5,0-ZB	1864147	50	73.18
14	SDC 2,5/14-PV-5,0-ZB	1864150	50	78.18
15	SDC 2,5/15-PV-5,0-ZB	1864163	50	83.18
16	SDC 2,5/16-PV-5,0-ZB	1864176	50	88.18



Technical data

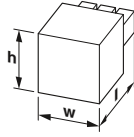
Connection system / type of contact	- / -		
Locking	-		
Connection capacity			
Solid / stranded	[mm ²]	0.2 - 2.5 / 0.2 - 2.5	
Stranded with ferrules without plastic sleeve	[mm ²]	0.25 - 2.5	
Stranded with ferrules with plastic sleeve	[mm ²]	0.25 - 2.5	
2 conductors with same cross section solid / stranded	[mm ²]	- / -	
2 conductors with same cross section, stranded, with ferrule without plastic sleeve	[mm ²]	-	
2 conductors with same cross section, stranded, with TWIN ferrules with plastic sleeve	[mm ²]	-	
Conductor cross section AWG/kcmil		24 - 12	
Stripping length	[mm]	10	
Tightening torque	[Nm]	-	
Electrical parameters			
Rated current / conductor cross section	[A] / [mm ²]	12 / 2.5	
Surge voltage category/degree of pollution		III/3	III / 2 II / 2
Rated insulation voltage	[V]	200	320 320
Rated surge voltage	[kV]	4	4 4
Approval data (UL/CUL)			
Use Group		B	C D
Nominal voltage/current	[V] / [A]	300 / 12	600 / 12 300 / 10
AWG		24-12	24-12 24-12
General data			
Type of insulation material / insulation material group	PA / I		
Inflammability class in acc. with UL 94	-		

PCB connectors

Conductor cross section up to 2.5 mm² (AWG 14)

PCB plug, Screw connection with tension sleeve, Pitch: 5 mm

MSTB 2,5/...-ST



Dimensions	[mm]
Length l	18.2
Height h	15



Ordering data

No. of pos.	Type	Order No.	Pcs./ Pkt.	Width w [mm]
2	MSTB 2,5/ 2-ST	1754449	100	10
3	MSTB 2,5/ 3-ST	1754465	100	15
4	MSTB 2,5/ 4-ST	1754481	100	20
5	MSTB 2,5/ 5-ST	1754504	100	25
6	MSTB 2,5/ 6-ST	1754520	50	30
7	MSTB 2,5/ 7-ST	1754546	50	35
8	MSTB 2,5/ 8-ST	1754562	50	40
9	MSTB 2,5/ 9-ST	1754588	50	45
10	MSTB 2,5/10-ST	1754601	50	50
11	MSTB 2,5/11-ST	1754627	50	55
12	MSTB 2,5/12-ST	1754643	50	60
13	MSTB 2,5/13-ST	1754669	50	65
14	MSTB 2,5/14-ST	1754685	50	70
15	MSTB 2,5/15-ST	1754708	50	75
16	MSTB 2,5/16-ST	1754724	50	80
17	MSTB 2,5/17-ST	1754740	50	85
18	MSTB 2,5/18-ST	1754766	50	90
19	MSTB 2,5/19-ST	1754782	50	95
20	MSTB 2,5/20-ST	1754805	50	100
21	MSTB 2,5/21-ST	1754821	50	105
22	MSTB 2,5/22-ST	1754847	50	110
23	MSTB 2,5/23-ST	1754863	50	115
24	MSTB 2,5/24-ST	1754889	50	120

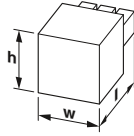


Technical data

Connection system / type of contact	CLASSIC COMBICON / Female connector		
Locking	without		
Connection capacity			
Solid / stranded	[mm ²]	0.2 - 2.5 / 0.2 - 2.5	
Stranded with ferrules without plastic sleeve	[mm ²]	0.25 - 2.5	
Stranded with ferrules with plastic sleeve	[mm ²]	0.25 - 2.5	
2 conductors with same cross section solid / stranded	[mm ²]	0.2 - 1 / 0.2 - 1.5	
2 conductors with same cross section, stranded, with ferrule without plastic sleeve	[mm ²]	0.25 - 1	
2 conductors with same cross section, stranded, with TWIN ferrules with plastic sleeve	[mm ²]	0.5 - 1.5	
Conductor cross section AWG/kcmil		24 - 12	
Stripping length	[mm]	7	
Tightening torque	[Nm]	0.5 - 0.6	
Electrical parameters			
Rated current / conductor cross section	[A] / [mm ²]	12 / 2.5	
Surge voltage category/degree of pollution		III/3	II/2
Rated insulation voltage	[V]	250	320
Rated surge voltage	[kV]	4	4
Approval data (UL/CUL)			
Use Group		B	C
Nominal voltage/current	[V] / [A]	300 / 15	150 / 15
AWG		30-12	30-12
Approval data (CSA)			
Use Group		B	C
Nominal voltage/current	[V] / [A]	300 / 15	300 / 15
AWG		28-12	28-12
General data			
Type of insulation material / insulation material group		PA / I	
Inflammability class in acc. with UL 94		V0	

PCB plug, Screw connection with tension sleeve, Pitch: 5.08 mm

MSTB 2,5/...-ST



Dimensions	[mm]
Length l	18.3
Height h	15



Ordering data

No. of pos.	Type	Order No.	Pcs./ Pkt.	Width w [mm]
2	MSTB 2,5/ 2-ST-5,08	1757019	100	10.16
3	MSTB 2,5/ 3-ST-5,08	1757022	100	15.24
4	MSTB 2,5/ 4-ST-5,08	1757035	100	20.32
5	MSTB 2,5/ 5-ST-5,08	1757048	100	25.4
6	MSTB 2,5/ 6-ST-5,08	1757051	50	30.48
7	MSTB 2,5/ 7-ST-5,08	1757064	50	35.56
8	MSTB 2,5/ 8-ST-5,08	1757077	50	40.64
9	MSTB 2,5/ 9-ST-5,08	1757080	50	45.72
10	MSTB 2,5/10-ST-5,08	1757093	50	50.8
11	MSTB 2,5/11-ST-5,08	1757103	50	55.88
12	MSTB 2,5/12-ST-5,08	1757116	50	60.96
13	MSTB 2,5/13-ST-5,08	1757129	50	66.04
14	MSTB 2,5/14-ST-5,08	1757132	50	71.12
15	MSTB 2,5/15-ST-5,08	1757145	50	76.2
16	MSTB 2,5/16-ST-5,08	1757158	50	81.28
17	MSTB 2,5/17-ST-5,08	1757161	50	86.36
18	MSTB 2,5/18-ST-5,08	1757174	50	91.44
19	MSTB 2,5/19-ST-5,08	1757187	50	96.52
20	MSTB 2,5/20-ST-5,08	1757190	50	101.6
21	MSTB 2,5/21-ST-5,08	1757200	50	106.68
22	MSTB 2,5/22-ST-5,08	1757213	50	111.76
23	MSTB 2,5/23-ST-5,08	1757226	50	116.84
24	MSTB 2,5/24-ST-5,08	1757239	50	121.92



Technical data

Connection system / type of contact	CLASSIC COMBICON / Female connector		
Locking	without		
Connection capacity			
Solid / stranded	[mm ²]	0.2 - 2.5 / 0.2 - 2.5	
Stranded with ferrules without plastic sleeve	[mm ²]	0.25 - 2.5	
Stranded with ferrules with plastic sleeve	[mm ²]	0.25 - 2.5	
2 conductors with same cross section solid / stranded	[mm ²]	0.2 - 1 / 0.2 - 1.5	
2 conductors with same cross section, stranded, with ferrule without plastic sleeve	[mm ²]	0.25 - 1	
2 conductors with same cross section, stranded, with TWIN ferrules with plastic sleeve	[mm ²]	0.5 - 1.5	
Conductor cross section AWG/kcmil		24 - 12	
Stripping length	[mm]	7	
Tightening torque	[Nm]	0.5 - 0.6	
Electrical parameters			
Rated current / conductor cross section	[A] / [mm ²]	12 / 2.5	
Surge voltage category/degree of pollution		III/3	II/2
Rated insulation voltage	[V]	250	320
Rated surge voltage	[kV]	4	4
Approval data (UL/CUL)			
Use Group		B	C
Nominal voltage/current	[V] / [A]	300 / 15	150 / 15
AWG		30-12	30-12
Approval data (CSA)			
Use Group		B	C
Nominal voltage/current	[V] / [A]	300 / 15	300 / 15
AWG		28-12	28-12
General data			
Type of insulation material / insulation material group		PA / I	
Inflammability class in acc. with UL 94		V0	

PCB plug, Screw connection with tension sleeve, Pitch: 5 mm

MSTB 2,5/...-STF



Dimensions	[mm]
Length l	18.2
Height h	15



Ordering data

No. of pos.	Type	Order No.	Pcs./ Pkt.	Width w [mm]
2	MSTB 2,5/ 2-STF	1786831	100	20.01
3	MSTB 2,5/ 3-STF	1786844	100	25.01
4	MSTB 2,5/ 4-STF	1786857	100	30.01
5	MSTB 2,5/ 5-STF	1786860	100	35.01
6	MSTB 2,5/ 6-STF	1786873	50	40.01
7	MSTB 2,5/ 7-STF	1786886	50	45.01
8	MSTB 2,5/ 8-STF	1786899	50	50.01
9	MSTB 2,5/ 9-STF	1786909	50	55.01
10	MSTB 2,5/10-STF	1786912	50	60.01
11	MSTB 2,5/11-STF	1786925	50	65.01
12	MSTB 2,5/12-STF	1786938	50	70.01
13	MSTB 2,5/13-STF	1786941	50	75.01
14	MSTB 2,5/14-STF	1786954	50	80.01
15	MSTB 2,5/15-STF	1786967	50	85.01
16	MSTB 2,5/16-STF	1786970	50	90.01
17	MSTB 2,5/17-STF	1786983	50	95.01
18	MSTB 2,5/18-STF	1786996	50	100.01
19	MSTB 2,5/19-STF	1787005	50	105.01
20	MSTB 2,5/20-STF	1787018	50	110.01

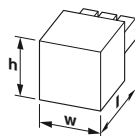


Technical data

Connection system / type of contact	CLASSIC COMBICON / Female connector		
Locking	Screw flange		
Connection capacity			
Solid / stranded	[mm ²]	0.2 - 2.5 / 0.2 - 2.5	
Stranded with ferrules without plastic sleeve	[mm ²]	0.25 - 2.5	
Stranded with ferrules with plastic sleeve	[mm ²]	0.25 - 2.5	
2 conductors with same cross section solid / stranded	[mm ²]	0.2 - 1 / 0.2 - 1.5	
2 conductors with same cross section, stranded, with ferrule without plastic sleeve	[mm ²]	0.25 - 1	
2 conductors with same cross section, stranded, with TWIN ferrules with plastic sleeve	[mm ²]	0.5 - 1.5	
Conductor cross section AWG/kcmil		24 - 12	
Stripping length	[mm]	7	
Tightening torque	[Nm]	0.5 - 0.6	
Electrical parameters			
Rated current / conductor cross section	[A] / [mm ²]	12 / 2.5	
Surge voltage category/degree of pollution		III / 3	II / 2
Rated insulation voltage	[V]	250	320
Rated surge voltage	[kV]	4	4
Approval data (UL/CUL)			
Use Group		B	C
Nominal voltage/current	[V] / [A]	300 / 15	150 / 15
AWG		30-12	30-12
Approval data (CSA)			
Use Group		B	C
Nominal voltage/current	[V] / [A]	300 / 15	300 / 15
AWG		28-12	28-12
General data			
Type of insulation material / insulation material group	PA / I		
Inflammability class in acc. with UL 94	V0		

PCB plug, Screw connection with tension sleeve, Pitch: 5.08 mm

MSTB 2,5/...-STF



Dimensions	[mm]
Length l	18.3
Height h	15



Ordering data

No. of pos.	Type	Order No.	Pcs./ Pkt.	Width w [mm]
2	MSTB 2,5/ 2-STF-5,08	1777989	100	20.17
3	MSTB 2,5/ 3-STF-5,08	1777992	100	25.25
4	MSTB 2,5/ 4-STF-5,08	1778001	100	30.33
5	MSTB 2,5/ 5-STF-5,08	1778014	100	35.41
6	MSTB 2,5/ 6-STF-5,08	1778027	50	40.49
7	MSTB 2,5/ 7-STF-5,08	1778030	50	45.57
8	MSTB 2,5/ 8-STF-5,08	1778043	50	50.65
9	MSTB 2,5/ 9-STF-5,08	1778056	50	55.73
10	MSTB 2,5/10-STF-5,08	1778069	50	60.81
11	MSTB 2,5/11-STF-5,08	1778072	50	65.89
12	MSTB 2,5/12-STF-5,08	1778085	50	70.97
13	MSTB 2,5/13-STF-5,08	1778098	50	76.05
14	MSTB 2,5/14-STF-5,08	1778108	50	81.13
15	MSTB 2,5/15-STF-5,08	1778111	50	86.21
16	MSTB 2,5/16-STF-5,08	1778124	50	91.29
17	MSTB 2,5/17-STF-5,08	1778137	50	96.37
18	MSTB 2,5/18-STF-5,08	1778140	50	101.45
19	MSTB 2,5/19-STF-5,08	1778153	50	106.53
20	MSTB 2,5/20-STF-5,08	1778166	50	111.61



Technical data

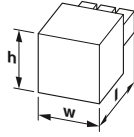
Connection system / type of contact	CLASSIC COMBICON / Female connector		
Locking	Screw flange		
Connection capacity			
Solid / stranded	[mm ²]	0.2 - 2.5 / 0.2 - 2.5	
Stranded with ferrules without plastic sleeve	[mm ²]	0.25 - 2.5	
Stranded with ferrules with plastic sleeve	[mm ²]	0.25 - 2.5	
2 conductors with same cross section solid / stranded	[mm ²]	0.2 - 1 / 0.2 - 1.5	
2 conductors with same cross section, stranded, with ferrule without plastic sleeve	[mm ²]	0.25 - 1	
2 conductors with same cross section, stranded, with TWIN ferrules with plastic sleeve	[mm ²]	0.5 - 1.5	
Conductor cross section AWG/kcmil		24 - 12	
Stripping length	[mm]	7	
Tightening torque	[Nm]	0.5 - 0.6	
Electrical parameters			
Rated current / conductor cross section	[A] / [mm ²]	12 / 2.5	
Surge voltage category/degree of pollution		III / 3	II / 2
Rated insulation voltage	[V]	250	320
Rated surge voltage	[kV]	4	4
Approval data (UL/CUL)			
Use Group		B	C
Nominal voltage/current	[V] / [A]	300 / 15	150 / 15
AWG		30-12	30-12
Approval data (CSA)			
Use Group		B	C
Nominal voltage/current	[V] / [A]	300 / 15	300 / 15
AWG		28-12	28-12
General data			
Type of insulation material / insulation material group	PA / I		
Inflammability class in acc. with UL 94	V0		

PCB connectors

Conductor cross section up to 2.5 mm² (AWG 14)

PCB plug, Screw connection with tension sleeve, Pitch: 5.08 mm

MSTB 2,5/...-ST-LR



Dimensions	[mm]
Length l	29.3
Height h	15



Ordering data

No. of pos.	Type	Order No.	Pcs./ Pkt.	Width w [mm]
2	MSTB 2,5/ 2-ST-5,08-LR	1808886	50	19.28
3	MSTB 2,5/ 3-ST-5,08-LR	1808899	50	24.36
4	MSTB 2,5/ 4-ST-5,08-LR	1808909	50	29.44
5	MSTB 2,5/ 5-ST-5,08-LR	1808912	50	34.52
6	MSTB 2,5/ 6-ST-5,08-LR	1808925	50	39.6
7	MSTB 2,5/ 7-ST-5,08-LR	1808938	50	44.68
8	MSTB 2,5/ 8-ST-5,08-LR	1808941	50	49.76
9	MSTB 2,5/ 9-ST-5,08-LR	1808954	50	54.84
10	MSTB 2,5/10-ST-5,08-LR	1808967	50	59.92
11	MSTB 2,5/11-ST-5,08-LR	1808970	50	65
12	MSTB 2,5/12-ST-5,08-LR	1808983	50	70.08
13	MSTB 2,5/13-ST-5,08-LR	1808996	50	75.16
14	MSTB 2,5/14-ST-5,08-LR	1809005	50	80.24
15	MSTB 2,5/15-ST-5,08-LR	1809018	50	85.32
16	MSTB 2,5/16-ST-5,08-LR	1809021	50	90.4
17	MSTB 2,5/17-ST-5,08-LR	1809034	50	95.48
18	MSTB 2,5/18-ST-5,08-LR	1809047	50	100.56
19	MSTB 2,5/19-ST-5,08-LR	1809050	50	105.64
20	MSTB 2,5/20-ST-5,08-LR	1809063	50	110.72

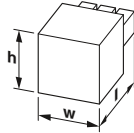


Technical data

Connection system / type of contact	CLASSIC COMBICON / Female connector		
Locking	Lock & Release ejector lever		
Connection capacity			
Solid / stranded	[mm ²]	0.2 - 2.5 / 0.2 - 2.5	
Stranded with ferrules without plastic sleeve	[mm ²]	0.25 - 2.5	
Stranded with ferrules with plastic sleeve	[mm ²]	0.25 - 2.5	
2 conductors with same cross section solid / stranded	[mm ²]	0.2 - 1 / 0.2 - 1.5	
2 conductors with same cross section, stranded, with ferrule without plastic sleeve	[mm ²]	0.25 - 1	
2 conductors with same cross section, stranded, with TWIN ferrules with plastic sleeve	[mm ²]	0.5 - 1.5	
Conductor cross section AWG/kcmil		24 - 12	
Stripping length	[mm]	7	
Tightening torque	[Nm]	0.5 - 0.6	
Electrical parameters			
Rated current / conductor cross section	[A] / [mm ²]	12 / 2.5	
Surge voltage category/degree of pollution		III / 3	II / 2
Rated insulation voltage	[V]	250	320
Rated surge voltage	[kV]	4	4
Approval data (UL/CUL)			
Use Group		B	C
Nominal voltage/current	[V] / [A]	300 / 15	150 / 15
AWG		30-12	30-12
General data			
Type of insulation material / insulation material group	PA / I		
Inflammability class in acc. with UL 94	V0		

PCB plug, Screw connection with tension sleeve, Pitch: 5.08 mm

MSTB 2,5/...-STF-EX



Dimensions	[mm]
Length l	18.2
Height h	15



Ex: EAC Ex

Ordering data

No. of pos.	Type	Order No.	Pcs./ Pkt.	Width w [mm]
2	MSTB 2,5/ 2-STF-5,08 EX	1795556	50	20.17
3	MSTB 2,5/ 3-STF-5,08 EX	1795569	50	25.25
4	MSTB 2,5/ 4-STF-5,08 EX	1795572	50	30.33
5	MSTB 2,5/ 5-STF-5,08 EX	1795585	50	35.41
6	MSTB 2,5/ 6-STF-5,08 EX	1795598	50	40.49
7	MSTB 2,5/ 7-STF-5,08 EX	1795608	50	45.57
8	MSTB 2,5/ 8-STF-5,08 EX	1795611	50	50.65
9	MSTB 2,5/ 9-STF-5,08 EX	1795624	50	55.73
10	MSTB 2,5/10-STF-5,08 EX	1795637	50	60.81
11	MSTB 2,5/11-STF-5,08 EX	1795640	50	65.89
12	MSTB 2,5/12-STF-5,08 EX	1795653	50	70.97



Technical data

Connection system / type of contact	CLASSIC COMBICON (EX) / Female connector		
Locking	Screw flange		
Ex marking	0344 Ex II 2GD Ex e IIC Gb		
Examination certificate	KEMA 10ATEX0196 U		
IECEx certificate	IECEx KEM 10.0093U		
Connection capacity			
Solid / stranded	[mm ²]	0.2 - 2.5 / 0.2 - 2.5	
Solid / stranded	AWG	- / 24 - 12	
Stripping length	[mm]	7	
Tightening torque clamping space	[Nm]	0.5 - 0.6	
Electrical parameters			
Rated current / conductor cross section	[A] / [mm ²]	12 / 2.5	
Rated voltage	[V]	176	
General data			
Type of insulation material / insulation material group	PA / I		
Inflammability class in acc. with UL 94	V0		

PCB plug, Screw connection with tension sleeve, Pitch: 5.08 mm

MSTB 2,5/...-STZ



Dimensions	[mm]
Length l	54.3
Height h	15.5



Ordering data

No. of pos.	Type	Order No.	Pcs./ Pkt.	Width w [mm]
2	MSTB 2,5/ 2-STZ-5,08	1709791	50	10.16
3	MSTB 2,5/ 3-STZ-5,08	1776168	50	15.24
4	MSTB 2,5/ 4-STZ-5,08	1776155	50	20.32
5	MSTB 2,5/ 5-STZ-5,08	1776142	50	25.4
6	MSTB 2,5/ 6-STZ-5,08	1776126	50	30.48
7	MSTB 2,5/ 7-STZ-5,08	1776113	50	35.56
8	MSTB 2,5/ 8-STZ-5,08	1764235	50	40.64
9	MSTB 2,5/ 9-STZ-5,08	1764316	50	45.72
10	MSTB 2,5/10-STZ-5,08	1764303	50	50.8
11	MSTB 2,5/11-STZ-5,08	1764293	50	55.88
12	MSTB 2,5/12-STZ-5,08	1764280	50	60.96
13	MSTB 2,5/13-STZ-5,08	1764277	50	66.04
14	MSTB 2,5/14-STZ-5,08	1764264	50	71.12
15	MSTB 2,5/15-STZ-5,08	1764251	50	76.2
16	MSTB 2,5/16-STZ-5,08	1764248	50	81.28

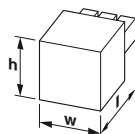


Technical data

Connection system / type of contact		CLASSIC COMBICON / Female connector		
Locking		without		
Connection capacity				
Solid / stranded	[mm ²]	0.2 - 2.5 / 0.2 - 2.5		
Stranded with ferrules without plastic sleeve	[mm ²]	0.25 - 2.5		
Stranded with ferrules with plastic sleeve	[mm ²]	0.25 - 2.5		
2 conductors with same cross section solid / stranded	[mm ²]	0.2 - 1 / 0.2 - 1.5		
2 conductors with same cross section, stranded, with ferrule without plastic sleeve	[mm ²]	0.25 - 1		
2 conductors with same cross section, stranded, with TWIN ferrules with plastic sleeve	[mm ²]	0.5 - 1.5		
Conductor cross section AWG/kcmil		24 - 12		
Stripping length	[mm]	7		
Tightening torque	[Nm]	0.5 - 0.6		
Electrical parameters				
Rated current / conductor cross section	[A] / [mm ²]	12 / 2.5		
Surge voltage category/degree of pollution		III / 3	III / 2	II / 2
Rated insulation voltage	[V]	250	320	630
Rated surge voltage	[kV]	4	4	4
Approval data (UL/CUL)				
Use Group		B	C	D
Nominal voltage/current	[V] / [A]	250 / 12	-	300 / 10
AWG		30-12	-	30-12
Approval data (CSA)				
Use Group		B	C	D
Nominal voltage/current	[V] / [A]	300 / 15	-	300 / 10
AWG		28-12	-	28-12
General data				
Type of insulation material / insulation material group		PA / I		
Inflammability class in acc. with UL 94		V0		

PCB plug, Screw connection with tension sleeve, Pitch: 5 mm

MSTBP 2,5/...-ST



Dimensions	[mm]
Length l	21.3
Height h	15



Ordering data

No. of pos.	Type	Order No.	Pcs./ Pkt.	Width w [mm]
2	MSTBP 2,5/ 2-ST	1765771	50	10
3	MSTBP 2,5/ 3-ST	1765784	50	15
4	MSTBP 2,5/ 4-ST	1765797	50	20
5	MSTBP 2,5/ 5-ST	1765807	50	25
6	MSTBP 2,5/ 6-ST	1765810	50	30
7	MSTBP 2,5/ 7-ST	1765823	50	35
8	MSTBP 2,5/ 8-ST	1765836	50	40
9	MSTBP 2,5/ 9-ST	1765849	50	45
10	MSTBP 2,5/10-ST	1765852	50	50
11	MSTBP 2,5/11-ST	1765865	50	55
12	MSTBP 2,5/12-ST	1765878	50	60
13	MSTBP 2,5/13-ST	1765881	50	65
14	MSTBP 2,5/14-ST	1765894	50	70
15	MSTBP 2,5/15-ST	1765904	50	75
16	MSTBP 2,5/16-ST	1765917	50	80
17	MSTBP 2,5/17-ST	1765920	50	85
18	MSTBP 2,5/18-ST	1765933	50	90
19	MSTBP 2,5/19-ST	1765946	50	95
20	MSTBP 2,5/20-ST	1765959	50	100
21	MSTBP 2,5/21-ST	1765962	50	105
22	MSTBP 2,5/22-ST	1765975	50	110
23	MSTBP 2,5/23-ST	1765988	50	115
24	MSTBP 2,5/24-ST	1765991	50	120



Technical data

Connection system / type of contact		CLASSIC COMBICON / Female connector		
Locking		without		
Connection capacity				
Solid / stranded	[mm ²]	0.2 - 2.5 / 0.2 - 2.5		
Stranded with ferrules without plastic sleeve	[mm ²]	0.25 - 2.5		
Stranded with ferrules with plastic sleeve	[mm ²]	0.25 - 2.5		
2 conductors with same cross section solid / stranded	[mm ²]	0.2 - 1 / 0.2 - 1.5		
2 conductors with same cross section, stranded, with ferrule without plastic sleeve	[mm ²]	0.25 - 1		
2 conductors with same cross section, stranded, with TWIN ferrules with plastic sleeve	[mm ²]	0.5 - 1.5		
Conductor cross section AWG/kcmil		24 - 12		
Stripping length	[mm]	7		
Tightening torque	[Nm]	0.5 - 0.6		
Electrical parameters				
Rated current / conductor cross section	[A] / [mm ²]	12 / 2.5		
Surge voltage category/degree of pollution		III / 3	III / 2	II / 2
Rated insulation voltage	[V]	250	320	630
Rated surge voltage	[kV]	4	4	4
Approval data (UL/CUL)				
Use Group		B	C	D
Nominal voltage/current	[V] / [A]	300 / 15	-	300 / 10
AWG		30-12	-	30-12
Approval data (CSA)				
Use Group		B	C	D
Nominal voltage/current	[V] / [A]	300 / 10	-	300 / 10
AWG		28-12	-	28-12
General data				
Type of insulation material / insulation material group		PA / I		
Inflammability class in acc. with UL 94		V0		

PCB connectors

Conductor cross section up to 2.5 mm² (AWG 14)

PCB plug, Screw connection with tension sleeve, Pitch: 5.08 mm

MSTBP 2,5/..-ST



Dimensions	[mm]
Length l	21.3
Height h	15



Ordering data

No. of pos.	Type	Order No.	Pcs./ Pkt.	Width w [mm]
2	MSTBP 2,5/ 2-ST-5,08	1769010	50	10.16
3	MSTBP 2,5/ 3-ST-5,08	1769023	50	15.24
4	MSTBP 2,5/ 4-ST-5,08	1769036	50	20.32
5	MSTBP 2,5/ 5-ST-5,08	1769049	50	25.4
6	MSTBP 2,5/ 6-ST-5,08	1769052	50	30.48
7	MSTBP 2,5/ 7-ST-5,08	1769065	50	35.56
8	MSTBP 2,5/ 8-ST-5,08	1769078	50	40.64
9	MSTBP 2,5/ 9-ST-5,08	1769081	50	45.72
10	MSTBP 2,5/10-ST-5,08	1769094	50	50.8
11	MSTBP 2,5/11-ST-5,08	1769104	50	55.88
12	MSTBP 2,5/12-ST-5,08	1769117	50	60.96
13	MSTBP 2,5/13-ST-5,08	1769120	50	66.04
14	MSTBP 2,5/14-ST-5,08	1769133	50	71.12
15	MSTBP 2,5/15-ST-5,08	1769146	50	76.2
16	MSTBP 2,5/16-ST-5,08	1769159	50	81.28
17	MSTBP 2,5/17-ST-5,08	1769162	50	86.36
18	MSTBP 2,5/18-ST-5,08	1769175	50	91.44
19	MSTBP 2,5/19-ST-5,08	1769188	50	96.52
20	MSTBP 2,5/20-ST-5,08	1769191	50	101.6
21	MSTBP 2,5/21-ST-5,08	1769201	20	106.68
22	MSTBP 2,5/22-ST-5,08	1769214	50	111.76
23	MSTBP 2,5/23-ST-5,08	1769227	50	116.84
24	MSTBP 2,5/24-ST-5,08	1769696	50	121.92

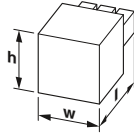


Technical data

Connection system / type of contact	CLASSIC COMBICON / Female connector		
Locking	without		
Connection capacity			
Solid / stranded	[mm ²]	0.2 - 2.5 / 0.2 - 2.5	
Stranded with ferrules without plastic sleeve	[mm ²]	0.25 - 2.5	
Stranded with ferrules with plastic sleeve	[mm ²]	0.25 - 2.5	
2 conductors with same cross section solid / stranded	[mm ²]	0.2 - 1 / 0.2 - 1.5	
2 conductors with same cross section, stranded, with ferrule without plastic sleeve	[mm ²]	0.25 - 1	
2 conductors with same cross section, stranded, with TWIN ferrules with plastic sleeve	[mm ²]	0.5 - 1.5	
Conductor cross section AWG/kcmil		24 - 12	
Stripping length	[mm]	7	
Tightening torque	[Nm]	0.5 - 0.6	
Electrical parameters			
Rated current / conductor cross section	[A] / [mm ²]	12 / 2.5	
Surge voltage category/degree of pollution		III/3	II/2
Rated insulation voltage	[V]	250	320
Rated surge voltage	[kV]	4	4
Approval data (UL/CUL)			
Use Group		B	C
Nominal voltage/current	[V] / [A]	300 / 15	300 / 10
AWG		30-12	30-12
Approval data (CSA)			
Use Group		B	C
Nominal voltage/current	[V] / [A]	300 / 10	300 / 10
AWG		28-12	28-12
General data			
Type of insulation material / insulation material group	PA / I		
Inflammability class in acc. with UL 94	V0		

PCB plug, Screw connection with tension sleeve, Pitch: 5 mm

MSTBT 2,5/..-ST



Dimensions	[mm]
Length l	18.1
Height h	15



Ordering data

No. of pos.	Type	Order No.	Pcs./ Pkt.	Width w [mm]
2	MSTBT 2,5/ 2-ST	1779835	100	10
3	MSTBT 2,5/ 3-ST	1779848	100	15
4	MSTBT 2,5/ 4-ST	1779851	100	20
5	MSTBT 2,5/ 5-ST	1779864	100	25
6	MSTBT 2,5/ 6-ST	1779877	50	30
7	MSTBT 2,5/ 7-ST	1779880	50	35
8	MSTBT 2,5/ 8-ST	1779893	50	40
9	MSTBT 2,5/ 9-ST	1779903	50	45
10	MSTBT 2,5/10-ST	1779916	50	50
11	MSTBT 2,5/11-ST	1779929	50	55
12	MSTBT 2,5/12-ST	1779932	50	60
13	MSTBT 2,5/13-ST	1779945	50	65
14	MSTBT 2,5/14-ST	1779958	50	70
15	MSTBT 2,5/15-ST	1779961	50	75
16	MSTBT 2,5/16-ST	1779974	50	80
17	MSTBT 2,5/17-ST	1919695	50	85
18	MSTBT 2,5/18-ST	1919705	50	90




Technical data

Connection system / type of contact	CLASSIC COMBICON / Female connector		
Locking	without		
Connection capacity			
Solid / stranded	[mm ²]	0.2 - 2.5 / 0.2 - 2.5	
Stranded with ferrules without plastic sleeve	[mm ²]	0.25 - 2.5	
Stranded with ferrules with plastic sleeve	[mm ²]	0.25 - 2.5	
2 conductors with same cross section solid / stranded	[mm ²]	0.2 - 1 / 0.2 - 1.5	
2 conductors with same cross section, stranded, with ferrule without plastic sleeve	[mm ²]	0.25 - 1	
2 conductors with same cross section, stranded, with TWIN ferrules with plastic sleeve	[mm ²]	0.5 - 1.5	
Conductor cross section AWG/kcmil		24 - 12	
Stripping length	[mm]	7	
Tightening torque	[Nm]	0.5 - 0.6	
Electrical parameters			
Rated current / conductor cross section	[A] / [mm ²]	12 / 2.5	
Surge voltage category/degree of pollution		III/3	II/2
Rated insulation voltage	[V]	250	320
Rated surge voltage	[kV]	4	4
Approval data (UL/CUL)			
Use Group		B	C
Nominal voltage/current	[V] / [A]	300 / 15	300 / 10
AWG		30-12	30-12
Approval data (CSA)			
Use Group		B	C
Nominal voltage/current	[V] / [A]	300 / 10	300 / 10
AWG		28-12	28-12
General data			
Type of insulation material / insulation material group	PA / I		
Inflammability class in acc. with UL 94	V0		

PCB plug, Screw connection with tension sleeve, Pitch: 5.08 mm

MSTBT 2,5/...-ST



Dimensions	[mm]
Length l	18.2
Height h	15



Ordering data

No. of pos.	Type	Order No.	Pcs./ Pkt.	Width w [mm]
2	MSTBT 2,5/ 2-ST-5,08	1779987	100	10.16
3	MSTBT 2,5/ 3-ST-5,08	1779990	100	15.24
4	MSTBT 2,5/ 4-ST-5,08	1780002	100	20.32
5	MSTBT 2,5/ 5-ST-5,08	1781014	100	25.4
6	MSTBT 2,5/ 6-ST-5,08	1781027	50	30.48
7	MSTBT 2,5/ 7-ST-5,08	1781030	50	35.56
8	MSTBT 2,5/ 8-ST-5,08	1781043	50	40.64
9	MSTBT 2,5/ 9-ST-5,08	1734207	50	45.72
10	MSTBT 2,5/10-ST-5,08	1781069	50	50.8
11	MSTBT 2,5/11-ST-5,08	1781072	50	55.88
12	MSTBT 2,5/12-ST-5,08	1781085	50	60.96
13	MSTBT 2,5/13-ST-5,08	1781098	50	66.04
14	MSTBT 2,5/14-ST-5,08	1781108	50	71.12
15	MSTBT 2,5/15-ST-5,08	1781111	50	76.2
16	MSTBT 2,5/16-ST-5,08	1781124	50	81.28
17	MSTBT 2,5/17-ST-5,08	1919886	50	86.36
18	MSTBT 2,5/18-ST-5,08	1919899	50	91.44

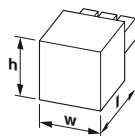


Technical data

Connection system / type of contact	CLASSIC COMBICON / Female connector		
Locking	without		
Connection capacity			
Solid / stranded	[mm ²]	0.2 - 2.5 / 0.2 - 2.5	
Stranded with ferrules without plastic sleeve	[mm ²]	0.25 - 2.5	
Stranded with ferrules with plastic sleeve	[mm ²]	0.25 - 2.5	
2 conductors with same cross section solid / stranded	[mm ²]	0.2 - 1 / 0.2 - 1.5	
2 conductors with same cross section, stranded, with ferrule without plastic sleeve	[mm ²]	0.25 - 1	
2 conductors with same cross section, stranded, with TWIN ferrules with plastic sleeve	[mm ²]	0.5 - 1.5	
Conductor cross section AWG/kcmil		24 - 12	
Stripping length	[mm]	7	
Tightening torque	[Nm]	0.5 - 0.6	
Electrical parameters			
Rated current / conductor cross section	[A] / [mm ²]	12 / 2.5	
Surge voltage category/degree of pollution		III / 3	II / 2
Rated insulation voltage	[V]	250	320
Rated surge voltage	[kV]	4	4
Approval data (UL/CUL)			
Use Group		B	C
Nominal voltage/current	[V] / [A]	300 / 15	300 / 10
AWG		30-12	30-12
Approval data (CSA)			
Use Group		B	C
Nominal voltage/current	[V] / [A]	300 / 10	300 / 10
AWG		28-12	28-12
General data			
Type of insulation material / insulation material group		PA / I	
Inflammability class in acc. with UL 94		V0	

PCB plug, Screw connection with tension sleeve, Pitch: 5 mm

MSTBT 2,5/...-STF



Dimensions	[mm]
Length l	18.2
Height h	15



Ordering data

No. of pos.	Type	Order No.	Pcs./ Pkt.	Width w [mm]
2	MSTBT 2,5/ 2-STF	1919718	50	19.8
3	MSTBT 2,5/ 3-STF	1919721	50	24.8
4	MSTBT 2,5/ 4-STF	1919734	50	29.8
5	MSTBT 2,5/ 5-STF	1919747	50	34.8
6	MSTBT 2,5/ 6-STF	1919750	50	39.8
7	MSTBT 2,5/ 7-STF	1919763	50	44.8
8	MSTBT 2,5/ 8-STF	1919776	50	49.8
9	MSTBT 2,5/ 9-STF	1919789	50	54.8
10	MSTBT 2,5/10-STF	1919792	50	59.8
11	MSTBT 2,5/11-STF	1919802	50	64.8
12	MSTBT 2,5/12-STF	1919815	50	69.8
13	MSTBT 2,5/13-STF	1919828	50	74.8
14	MSTBT 2,5/14-STF	1919831	50	79.8
15	MSTBT 2,5/15-STF	1919844	50	84.8
16	MSTBT 2,5/16-STF	1919857	50	89.8
17	MSTBT 2,5/17-STF	1919860	50	94.8
18	MSTBT 2,5/18-STF	1919873	50	99.8



Technical data

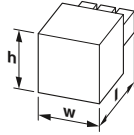
Connection system / type of contact	CLASSIC COMBICON / Female connector		
Locking	Screw flange		
Connection capacity			
Solid / stranded	[mm ²]	0.2 - 2.5 / 0.2 - 2.5	
Stranded with ferrules without plastic sleeve	[mm ²]	0.25 - 2.5	
Stranded with ferrules with plastic sleeve	[mm ²]	0.25 - 2.5	
2 conductors with same cross section solid / stranded	[mm ²]	0.2 - 1 / 0.2 - 1.5	
2 conductors with same cross section, stranded, with ferrule without plastic sleeve	[mm ²]	0.25 - 1	
2 conductors with same cross section, stranded, with TWIN ferrules with plastic sleeve	[mm ²]	0.5 - 1.5	
Conductor cross section AWG/kcmil		24 - 12	
Stripping length	[mm]	7	
Tightening torque	[Nm]	0.5 - 0.6	
Electrical parameters			
Rated current / conductor cross section	[A] / [mm ²]	12 / 2.5	
Surge voltage category/degree of pollution		III / 3	II / 2
Rated insulation voltage	[V]	250	320
Rated surge voltage	[kV]	4	4
Approval data (UL/CUL)			
Use Group		B	C
Nominal voltage/current	[V] / [A]	300 / 15	300 / 10
AWG		30-12	30-12
Approval data (CSA)			
Use Group		B	C
Nominal voltage/current	[V] / [A]	300 / 10	300 / 10
AWG		28-12	28-12
General data			
Type of insulation material / insulation material group		PA / I	
Inflammability class in acc. with UL 94		V2	

PCB connectors

Conductor cross section up to 2.5 mm² (AWG 14)

PCB plug, Screw connection with tension sleeve, Pitch: 5.08 mm

MSTBT 2,5/...STF



Dimensions	[mm]
Length l	18.2
Height h	15



Ordering data

No. of pos.	Type	Order No.	Pcs./ Pkt.	Width w [mm]
2	MSTBT 2,5/2-STF-5,08	1805301	50	19.96
3	MSTBT 2,5/3-STF-5,08	1805314	50	25.04
4	MSTBT 2,5/4-STF-5,08	1805327	50	30.12
5	MSTBT 2,5/5-STF-5,08	1805330	50	35.2
6	MSTBT 2,5/6-STF-5,08	1805343	50	40.28
7	MSTBT 2,5/7-STF-5,08	1805356	50	45.36
8	MSTBT 2,5/8-STF-5,08	1804661	50	50.44
9	MSTBT 2,5/9-STF-5,08	1805369	50	55.52
10	MSTBT 2,5/10-STF-5,08	1805372	50	60.6
11	MSTBT 2,5/11-STF-5,08	1805385	50	65.68
12	MSTBT 2,5/12-STF-5,08	1805398	50	70.76
13	MSTBT 2,5/13-STF-5,08	1805408	50	75.84
14	MSTBT 2,5/14-STF-5,08	1805411	50	80.92
15	MSTBT 2,5/15-STF-5,08	1805424	50	86
16	MSTBT 2,5/16-STF-5,08	1805437	50	91.08
17	MSTBT 2,5/17-STF-5,08	1919909	50	96.16
18	MSTBT 2,5/18-STF-5,08	1919912	50	101.24

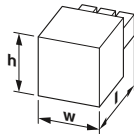


Technical data

Connection system / type of contact		CLASSIC COMBICON / Female connector		
Locking		Screw flange		
Connection capacity				
Solid / stranded	[mm ²]	0.2 - 2.5 / 0.2 - 2.5		
Stranded with ferrules without plastic sleeve	[mm ²]	0.25 - 2.5		
Stranded with ferrules with plastic sleeve	[mm ²]	0.25 - 2.5		
2 conductors with same cross section solid / stranded	[mm ²]	0.2 - 1 / 0.2 - 1.5		
2 conductors with same cross section, stranded, with ferrule without plastic sleeve	[mm ²]	0.25 - 1		
2 conductors with same cross section, stranded, with TWIN ferrules with plastic sleeve	[mm ²]	0.5 - 1.5		
Conductor cross section AWG/kcmil		24 - 12		
Stripping length		7		
Tightening torque		0.5 - 0.6		
Electrical parameters				
Rated current / conductor cross section [A] / [mm ²]		12 / 2.5		
Surge voltage category/degree of pollution		III/3	III/2	II/2
Rated insulation voltage [V]		250	320	630
Rated surge voltage [kV]		4	4	4
Approval data (UL/CUL)				
Use Group		B	C	D
Nominal voltage/current [V] / [A]		300 / 15	-	300 / 10
AWG		30-12	-	30-12
Approval data (CSA)				
Use Group		B	C	D
Nominal voltage/current [V] / [A]		300 / 10	-	300 / 10
AWG		28-12	-	28-12
General data				
Type of insulation material / insulation material group		PA / I		
Inflammability class in acc. with UL 94		V0		

PCB plug, Screw connection with tension sleeve, Pitch: 5 mm

MVSTBR 2,5/...ST



Dimensions	[mm]
Length l	12.5
Height h	26



Ordering data

No. of pos.	Type	Order No.	Pcs./ Pkt.	Width w [mm]
2	MVSTBR 2,5/2-ST	1792016	100	10
3	MVSTBR 2,5/3-ST	1792029	100	15
4	MVSTBR 2,5/4-ST	1792032	100	20
5	MVSTBR 2,5/5-ST	1792045	100	25
6	MVSTBR 2,5/6-ST	1792058	50	30
7	MVSTBR 2,5/7-ST	1792061	50	35
8	MVSTBR 2,5/8-ST	1792074	50	40
9	MVSTBR 2,5/9-ST	1792087	50	45
10	MVSTBR 2,5/10-ST	1792090	50	50
11	MVSTBR 2,5/11-ST	1792100	50	55
12	MVSTBR 2,5/12-ST	1792113	50	60
13	MVSTBR 2,5/13-ST	1792126	50	65
14	MVSTBR 2,5/14-ST	1792139	50	70
15	MVSTBR 2,5/15-ST	1792142	50	75
16	MVSTBR 2,5/16-ST	1792155	50	80
17	MVSTBR 2,5/17-ST	1792168	50	85
18	MVSTBR 2,5/18-ST	1792171	50	90
19	MVSTBR 2,5/19-ST	1792184	50	95
20	MVSTBR 2,5/20-ST	1792197	50	100
21	MVSTBR 2,5/21-ST	1792207	50	105
22	MVSTBR 2,5/22-ST	1792210	50	110
23	MVSTBR 2,5/23-ST	1792223	50	115
24	MVSTBR 2,5/24-ST	1792236	50	120



Technical data

Connection system / type of contact		CLASSIC COMBICON / Female connector		
Locking		without		
Connection capacity				
Solid / stranded	[mm ²]	0.2 - 2.5 / 0.2 - 2.5		
Stranded with ferrules without plastic sleeve	[mm ²]	0.25 - 2.5		
Stranded with ferrules with plastic sleeve	[mm ²]	0.25 - 2.5		
2 conductors with same cross section solid / stranded	[mm ²]	0.2 - 1 / 0.2 - 1.5		
2 conductors with same cross section, stranded, with ferrule without plastic sleeve	[mm ²]	0.25 - 1		
2 conductors with same cross section, stranded, with TWIN ferrules with plastic sleeve	[mm ²]	0.5 - 1.5		
Conductor cross section AWG/kcmil		24 - 12		
Stripping length		7		
Tightening torque		0.5 - 0.6		
Electrical parameters				
Rated current / conductor cross section [A] / [mm ²]		12 / 2.5		
Surge voltage category/degree of pollution		III/3	III/2	II/2
Rated insulation voltage [V]		250	320	630
Rated surge voltage [kV]		4	4	4
Approval data (UL/CUL)				
Use Group		B	C	D
Nominal voltage/current [V] / [A]		300 / 15	-	300 / 10
AWG		30-12	-	30-12
Approval data (CSA)				
Use Group		B	C	D
Nominal voltage/current [V] / [A]		300 / 10	-	300 / 10
AWG		28-12	-	28-12
General data				
Type of insulation material / insulation material group		PA / I		
Inflammability class in acc. with UL 94		V0		

PCB plug, Screw connection with tension sleeve, Pitch: 5.08 mm

MVSTBR 2,5/...-ST



Dimensions	[mm]
Length l	12.5
Height h	26



Ordering data

No. of pos.	Type	Order No.	Pcs./ Pkt.	Width w [mm]
2	MVSTBR 2,5/ 2-ST-5,08	1792249	100	10.16
3	MVSTBR 2,5/ 3-ST-5,08	1792252	100	15.24
4	MVSTBR 2,5/ 4-ST-5,08	1792265	100	20.32
5	MVSTBR 2,5/ 5-ST-5,08	1792278	100	25.4
6	MVSTBR 2,5/ 6-ST-5,08	1792281	50	30.48
7	MVSTBR 2,5/ 7-ST-5,08	1792294	50	35.56
8	MVSTBR 2,5/ 8-ST-5,08	1792304	50	40.64
9	MVSTBR 2,5/ 9-ST-5,08	1792317	50	45.72
10	MVSTBR 2,5/10-ST-5,08	1792320	50	50.8
11	MVSTBR 2,5/11-ST-5,08	1792333	50	55.88
12	MVSTBR 2,5/12-ST-5,08	1792346	50	60.96
13	MVSTBR 2,5/13-ST-5,08	1792359	50	66.04
14	MVSTBR 2,5/14-ST-5,08	1792362	50	71.12
15	MVSTBR 2,5/15-ST-5,08	1792375	50	76.2
16	MVSTBR 2,5/16-ST-5,08	1792388	50	81.28
17	MVSTBR 2,5/17-ST-5,08	1792391	50	86.36
18	MVSTBR 2,5/18-ST-5,08	1792401	50	91.44
19	MVSTBR 2,5/19-ST-5,08	1792414	50	96.52
20	MVSTBR 2,5/20-ST-5,08	1792427	50	101.6
21	MVSTBR 2,5/21-ST-5,08	1792430	50	106.68
22	MVSTBR 2,5/22-ST-5,08	1792443	50	111.76
23	MVSTBR 2,5/23-ST-5,08	1792456	50	116.84
24	MVSTBR 2,5/24-ST-5,08	1792469	50	121.92

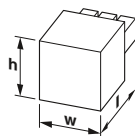


Technical data

Connection system / type of contact	CLASSIC COMBICON / Female connector		
Locking	without		
Connection capacity			
Solid / stranded	[mm ²]	0.2 - 2.5 / 0.2 - 2.5	
Stranded with ferrules without plastic sleeve	[mm ²]	0.25 - 2.5	
Stranded with ferrules with plastic sleeve	[mm ²]	0.25 - 2.5	
2 conductors with same cross section solid / stranded	[mm ²]	0.2 - 1 / 0.2 - 1.5	
2 conductors with same cross section, stranded, with ferrule without plastic sleeve	[mm ²]	0.25 - 1	
2 conductors with same cross section, stranded, with TWIN ferrules with plastic sleeve	[mm ²]	0.5 - 1.5	
Conductor cross section AWG/kcmil		24 - 12	
Stripping length	[mm]	7	
Tightening torque	[Nm]	0.5 - 0.6	
Electrical parameters			
Rated current / conductor cross section	[A] / [mm ²]	12 / 2.5	
Surge voltage category/degree of pollution		III / 3	II / 2
Rated insulation voltage	[V]	250	320
Rated surge voltage	[kV]	4	4
Approval data (UL/CUL)			
Use Group		B	C
Nominal voltage/current	[V] / [A]	300 / 15	300 / 10
AWG		30-12	30-12
Approval data (CSA)			
Use Group		B	C
Nominal voltage/current	[V] / [A]	300 / 10	300 / 10
AWG		28-12	28-12
General data			
Type of insulation material / insulation material group		PA / I	
Inflammability class in acc. with UL 94		V0	

PCB plug, Screw connection with tension sleeve, Pitch: 5 mm

MVSTBR 2,5/...-STF



Dimensions	[mm]
Length l	12.6
Height h	26



Ordering data

No. of pos.	Type	Order No.	Pcs./ Pkt.	Width w [mm]
2	MVSTBR 2,5/ 2-STF	1835478	50	20
3	MVSTBR 2,5/ 3-STF	1835481	50	25
4	MVSTBR 2,5/ 4-STF	1835494	50	30
5	MVSTBR 2,5/ 5-STF	1835504	50	35
6	MVSTBR 2,5/ 6-STF	1835517	50	40
7	MVSTBR 2,5/ 7-STF	1835520	50	45
8	MVSTBR 2,5/ 8-STF	1835533	50	50
9	MVSTBR 2,5/ 9-STF	1835546	50	55
10	MVSTBR 2,5/10-STF	1835559	50	60
11	MVSTBR 2,5/11-STF	1835562	50	65
12	MVSTBR 2,5/12-STF	1835575	50	70
13	MVSTBR 2,5/13-STF	1835588	50	75
14	MVSTBR 2,5/14-STF	1835591	50	80
15	MVSTBR 2,5/15-STF	1835601	50	85
16	MVSTBR 2,5/16-STF	1835614	50	90
17	MVSTBR 2,5/17-STF	1835627	50	95
18	MVSTBR 2,5/18-STF	1835630	50	100
19	MVSTBR 2,5/19-STF	1835643	50	105
20	MVSTBR 2,5/20-STF	1835656	50	110



Technical data

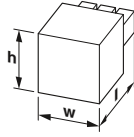
Connection system / type of contact	CLASSIC COMBICON / Female connector		
Locking	Screw flange		
Connection capacity			
Solid / stranded	[mm ²]	0.2 - 2.5 / 0.2 - 2.5	
Stranded with ferrules without plastic sleeve	[mm ²]	0.25 - 2.5	
Stranded with ferrules with plastic sleeve	[mm ²]	0.25 - 2.5	
2 conductors with same cross section solid / stranded	[mm ²]	0.2 - 1 / 0.2 - 1.5	
2 conductors with same cross section, stranded, with ferrule without plastic sleeve	[mm ²]	0.25 - 1	
2 conductors with same cross section, stranded, with TWIN ferrules with plastic sleeve	[mm ²]	0.5 - 1.5	
Conductor cross section AWG/kcmil		24 - 12	
Stripping length	[mm]	7	
Tightening torque	[Nm]	0.5 - 0.6	
Electrical parameters			
Rated current / conductor cross section	[A] / [mm ²]	12 / 2.5	
Surge voltage category/degree of pollution		III / 3	II / 2
Rated insulation voltage	[V]	250	320
Rated surge voltage	[kV]	4	4
Approval data (UL/CUL)			
Use Group		B	C
Nominal voltage/current	[V] / [A]	300 / 15	300 / 10
AWG		30-12	30-12
Approval data (CSA)			
Use Group		B	C
Nominal voltage/current	[V] / [A]	300 / 10	300 / 10
AWG		28-12	28-12
General data			
Type of insulation material / insulation material group		PA / I	
Inflammability class in acc. with UL 94		V0	

PCB connectors

Conductor cross section up to 2.5 mm² (AWG 14)

PCB plug, Screw connection with tension sleeve, Pitch: 5.08 mm

MVSTBR 2,5/...-STF



Dimensions	[mm]
Length l	12.6
Height h	26



Ordering data

No. of pos.	Type	Order No.	Pcs./ Pkt.	Width w [mm]
2	MVSTBR 2,5/ 2-STF-5,08	1835096	50	20.32
3	MVSTBR 2,5/ 3-STF-5,08	1835106	50	25.4
4	MVSTBR 2,5/ 4-STF-5,08	1835119	50	30.48
5	MVSTBR 2,5/ 5-STF-5,08	1835122	50	35.56
6	MVSTBR 2,5/ 6-STF-5,08	1835135	50	40.64
7	MVSTBR 2,5/ 7-STF-5,08	1835148	50	45.72
8	MVSTBR 2,5/ 8-STF-5,08	1835151	50	50.8
9	MVSTBR 2,5/ 9-STF-5,08	1835164	50	55.88
10	MVSTBR 2,5/10-STF-5,08	1835177	50	60.96
11	MVSTBR 2,5/11-STF-5,08	1835180	50	66.04
12	MVSTBR 2,5/12-STF-5,08	1835193	50	71.12
13	MVSTBR 2,5/13-STF-5,08	1835203	50	76.2
14	MVSTBR 2,5/14-STF-5,08	1835216	50	81.28
15	MVSTBR 2,5/15-STF-5,08	1835229	50	86.36
16	MVSTBR 2,5/16-STF-5,08	1835232	50	91.44
17	MVSTBR 2,5/17-STF-5,08	1835245	50	96.52
18	MVSTBR 2,5/18-STF-5,08	1835258	50	101.6
19	MVSTBR 2,5/19-STF-5,08	1835261	50	106.68
20	MVSTBR 2,5/20-STF-5,08	1835274	50	111.76

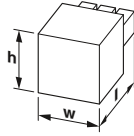


Technical data

Connection system / type of contact	CLASSIC COMBICON / Female connector		
Locking	Screw flange		
Connection capacity			
Solid / stranded	[mm ²]	0.2 - 2.5 / 0.2 - 2.5	
Stranded with ferrules without plastic sleeve	[mm ²]	0.25 - 2.5	
Stranded with ferrules with plastic sleeve	[mm ²]	0.25 - 2.5	
2 conductors with same cross section solid / stranded	[mm ²]	0.2 - 1 / 0.2 - 1.5	
2 conductors with same cross section, stranded, with ferrule without plastic sleeve	[mm ²]	0.25 - 1	
2 conductors with same cross section, stranded, with TWIN ferrules with plastic sleeve	[mm ²]	0.5 - 1.5	
Conductor cross section AWG/kcmil		24 - 12	
Stripping length	[mm]	7	
Tightening torque	[Nm]	0.5 - 0.6	
Electrical parameters			
Rated current / conductor cross section	[A] / [mm ²]	12 / 2.5	
Surge voltage category/degree of pollution		III / 3	II / 2
Rated insulation voltage	[V]	250	320
Rated surge voltage	[kV]	4	4
Approval data (UL/CUL)			
Use Group		B	C
Nominal voltage/current	[V] / [A]	300 / 15	300 / 10
AWG		30-12	30-12
Approval data (CSA)			
Use Group		B	C
Nominal voltage/current	[V] / [A]	300 / 10	300 / 10
AWG		28-12	28-12
General data			
Type of insulation material / insulation material group	PA / I		
Inflammability class in acc. with UL 94	V0		

PCB plug, Screw connection with tension sleeve, Pitch: 5.08 mm

MVSTBR 2,5/...-STF-EX



Dimensions	[mm]
Length l	12.6
Height h	26

Ex: EAC Ex

Ordering data

No. of pos.	Type	Order No.	Pcs./ Pkt.	Width w [mm]
2	MVSTBR 2,5/ 2-STF-5,08 EX	1809678	50	20.32
3	MVSTBR 2,5/ 3-STF-5,08 EX	1809681	50	25.4
4	MVSTBR 2,5/ 4-STF-5,08 EX	1809694	50	30.48
5	MVSTBR 2,5/ 5-STF-5,08 EX	1809704	50	35.56
6	MVSTBR 2,5/ 6-STF-5,08 EX	1809717	50	40.64
7	MVSTBR 2,5/ 7-STF-5,08 EX	1809720	50	45.72
8	MVSTBR 2,5/ 8-STF-5,08 EX	1809733	50	50.8
9	MVSTBR 2,5/ 9-STF-5,08 EX	1809746	50	55.88
10	MVSTBR 2,5/10-STF-5,08 EX	1809759	50	60.96
11	MVSTBR 2,5/11-STF-5,08 EX	1809762	50	66.04
12	MVSTBR 2,5/12-STF-5,08 EX	1809775	50	71.12

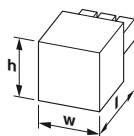


Technical data

Connection system / type of contact	CLASSIC COMBICON (EX) / Female connector		
Locking	Screw flange		
Ex marking	0344 Ex II 2GD Ex e IIC Gb		
Examination certificate	KEMA 10ATEX0196 U		
IECEx certificate	IECEx KEM 10.0093U		
Connection capacity			
Solid / stranded	[mm ²]	0.2 - 2.5 / 0.2 - 2.5	
Solid / stranded	AWG	- / 24 - 12	
Stripping length	[mm]	7	
Tightening torque clamping space	[Nm]	0.5 - 0.6	
Electrical parameters			
Rated current / conductor cross section	[A] / [mm ²]	12 / 2.5	
Rated voltage	[V]	176	
General data			
Type of insulation material / insulation material group	PA / I		
Inflammability class in acc. with UL 94	V0		

PCB plug, Screw connection with tension sleeve, Pitch: 5 mm

MVSTBW 2,5/...-ST



Dimensions	[mm]
Length l	12.5
Height h	26



Ordering data

No. of pos.	Type	Order No.	Pcs./ Pkt.	Width w [mm]
2	MVSTBW 2,5/ 2-ST	1792524	100	10
3	MVSTBW 2,5/ 3-ST	1792537	100	15
4	MVSTBW 2,5/ 4-ST	1792540	100	20
5	MVSTBW 2,5/ 5-ST	1792553	100	25
6	MVSTBW 2,5/ 6-ST	1792566	50	30
7	MVSTBW 2,5/ 7-ST	1792579	50	35
8	MVSTBW 2,5/ 8-ST	1792582	50	40
9	MVSTBW 2,5/ 9-ST	1792595	50	45
10	MVSTBW 2,5/10-ST	1792605	50	50
11	MVSTBW 2,5/11-ST	1792618	50	55
12	MVSTBW 2,5/12-ST	1792621	50	60
13	MVSTBW 2,5/13-ST	1792634	50	65
14	MVSTBW 2,5/14-ST	1792647	50	70
15	MVSTBW 2,5/15-ST	1792650	50	75
16	MVSTBW 2,5/16-ST	1792663	50	80
17	MVSTBW 2,5/17-ST	1792676	50	85
18	MVSTBW 2,5/18-ST	1792689	50	90
19	MVSTBW 2,5/19-ST	1792692	50	95
20	MVSTBW 2,5/20-ST	1792702	50	100
21	MVSTBW 2,5/21-ST	1792715	50	105
22	MVSTBW 2,5/22-ST	1792728	50	110
23	MVSTBW 2,5/23-ST	1792731	50	115
24	MVSTBW 2,5/24-ST	1792744	50	120

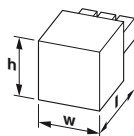


Technical data

Connection system / type of contact	CLASSIC COMBICON / Female connector		
Locking	without		
Connection capacity			
Solid / stranded	[mm ²]	0.2 - 2.5 / 0.2 - 2.5	
Stranded with ferrules without plastic sleeve	[mm ²]	0.25 - 2.5	
Stranded with ferrules with plastic sleeve	[mm ²]	0.25 - 2.5	
2 conductors with same cross section solid / stranded	[mm ²]	0.2 - 1 / 0.2 - 1.5	
2 conductors with same cross section, stranded, with ferrule without plastic sleeve	[mm ²]	0.25 - 1	
2 conductors with same cross section, stranded, with TWIN ferrules with plastic sleeve	[mm ²]	0.5 - 1.5	
Conductor cross section AWG/kcmil		24 - 12	
Stripping length	[mm]	7	
Tightening torque	[Nm]	0.5 - 0.6	
Electrical parameters			
Rated current / conductor cross section	[A] / [mm ²]	12 / 2.5	
Surge voltage category/degree of pollution		III / 3	II / 2
Rated insulation voltage	[V]	250	320
Rated surge voltage	[kV]	4	4
Approval data (UL/CUL)			
Use Group		B	C
Nominal voltage/current	[V] / [A]	300 / 15	300 / 10
AWG		30-12	30-12
Approval data (CSA)			
Use Group		B	C
Nominal voltage/current	[V] / [A]	300 / 10	300 / 10
AWG		28-12	28-12
General data			
Type of insulation material / insulation material group		PA / I	
Inflammability class in acc. with UL 94		V0	

PCB plug, Screw connection with tension sleeve, Pitch: 5.08 mm

MVSTBW 2,5/...-ST



Dimensions	[mm]
Length l	12.5
Height h	26



Ordering data

No. of pos.	Type	Order No.	Pcs./ Pkt.	Width w [mm]
2	MVSTBW 2,5/ 2-ST-5,08	1792757	100	10.16
3	MVSTBW 2,5/ 3-ST-5,08	1792760	100	15.24
4	MVSTBW 2,5/ 4-ST-5,08	1792773	100	20.32
5	MVSTBW 2,5/ 5-ST-5,08	1792786	100	25.4
6	MVSTBW 2,5/ 6-ST-5,08	1792799	50	30.48
7	MVSTBW 2,5/ 7-ST-5,08	1792809	50	35.56
8	MVSTBW 2,5/ 8-ST-5,08	1792812	50	40.64
9	MVSTBW 2,5/ 9-ST-5,08	1792825	50	45.72
10	MVSTBW 2,5/10-ST-5,08	1792838	50	50.8
11	MVSTBW 2,5/11-ST-5,08	1792841	50	55.88
12	MVSTBW 2,5/12-ST-5,08	1792854	50	60.96
13	MVSTBW 2,5/13-ST-5,08	1792867	50	66.04
14	MVSTBW 2,5/14-ST-5,08	1792870	50	71.12
15	MVSTBW 2,5/15-ST-5,08	1792883	50	76.2
16	MVSTBW 2,5/16-ST-5,08	1792896	50	81.28
17	MVSTBW 2,5/17-ST-5,08	1792906	50	86.36
18	MVSTBW 2,5/18-ST-5,08	1792919	50	91.44
19	MVSTBW 2,5/19-ST-5,08	1792922	50	96.52
20	MVSTBW 2,5/20-ST-5,08	1792935	50	101.6
21	MVSTBW 2,5/21-ST-5,08	1792948	50	106.68
22	MVSTBW 2,5/22-ST-5,08	1792951	50	111.76
23	MVSTBW 2,5/23-ST-5,08	1792964	50	116.84
24	MVSTBW 2,5/24-ST-5,08	1792977	50	121.92



Technical data

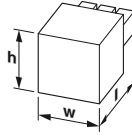
Connection system / type of contact	CLASSIC COMBICON / Female connector		
Locking	without		
Connection capacity			
Solid / stranded	[mm ²]	0.2 - 2.5 / 0.2 - 2.5	
Stranded with ferrules without plastic sleeve	[mm ²]	0.25 - 2.5	
Stranded with ferrules with plastic sleeve	[mm ²]	0.25 - 2.5	
2 conductors with same cross section solid / stranded	[mm ²]	0.2 - 1 / 0.2 - 1.5	
2 conductors with same cross section, stranded, with ferrule without plastic sleeve	[mm ²]	0.25 - 1	
2 conductors with same cross section, stranded, with TWIN ferrules with plastic sleeve	[mm ²]	0.5 - 1.5	
Conductor cross section AWG/kcmil		24 - 12	
Stripping length	[mm]	7	
Tightening torque	[Nm]	0.5 - 0.6	
Electrical parameters			
Rated current / conductor cross section	[A] / [mm ²]	12 / 2.5	
Surge voltage category/degree of pollution		III / 3	II / 2
Rated insulation voltage	[V]	250	320
Rated surge voltage	[kV]	4	4
Approval data (UL/CUL)			
Use Group		B	C
Nominal voltage/current	[V] / [A]	300 / 15	300 / 10
AWG		30-12	30-12
Approval data (CSA)			
Use Group		B	C
Nominal voltage/current	[V] / [A]	300 / 10	300 / 10
AWG		28-12	28-12
General data			
Type of insulation material / insulation material group		PA / I	
Inflammability class in acc. with UL 94		V0	

PCB connectors

Conductor cross section up to 2.5 mm² (AWG 14)

PCB plug, Screw connection with tension sleeve, Pitch: 5 mm

MVSTBW 2,5/..-STF



Dimensions	[mm]
Length l	12.6
Height h	26



Ordering data

No. of pos.	Type	Order No.	Pcs./ Pkt.	Width w [mm]
2	MVSTBW 2,5/ 2-STF	1835287	50	20
3	MVSTBW 2,5/ 3-STF	1835290	50	25
4	MVSTBW 2,5/ 4-STF	1835300	50	30
5	MVSTBW 2,5/ 5-STF	1835313	50	35
6	MVSTBW 2,5/ 6-STF	1835326	50	40
7	MVSTBW 2,5/ 7-STF	1835339	50	45
8	MVSTBW 2,5/ 8-STF	1835342	50	50
9	MVSTBW 2,5/ 9-STF	1835355	50	55
10	MVSTBW 2,5/10-STF	1835368	50	60
11	MVSTBW 2,5/11-STF	1835371	50	65
12	MVSTBW 2,5/12-STF	1835384	50	70
13	MVSTBW 2,5/13-STF	1835397	50	75
14	MVSTBW 2,5/14-STF	1835407	50	80
15	MVSTBW 2,5/15-STF	1835410	50	85
16	MVSTBW 2,5/16-STF	1835423	50	90
17	MVSTBW 2,5/17-STF	1835436	50	95
18	MVSTBW 2,5/18-STF	1835449	50	100
19	MVSTBW 2,5/19-STF	1835452	50	105
20	MVSTBW 2,5/20-STF	1835465	50	110

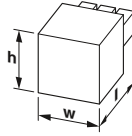


Technical data

Connection system / type of contact		CLASSIC COMBICON / Female connector		
Locking		Screw flange		
Connection capacity				
Solid / stranded	[mm ²]	0.2 - 2.5 / 0.2 - 2.5		
Stranded with ferrules without plastic sleeve	[mm ²]	0.25 - 2.5		
Stranded with ferrules with plastic sleeve	[mm ²]	0.25 - 2.5		
2 conductors with same cross section solid / stranded	[mm ²]	0.2 - 1 / 0.2 - 1.5		
2 conductors with same cross section, stranded, with ferrule without plastic sleeve	[mm ²]	0.25 - 1		
2 conductors with same cross section, stranded, with TWIN ferrules with plastic sleeve	[mm ²]	0.5 - 1.5		
Conductor cross section AWG/kcmil		24 - 12		
Stripping length	[mm]	7		
Tightening torque	[Nm]	0.5 - 0.6		
Electrical parameters				
Rated current / conductor cross section	[A] / [mm ²]	12 / 2.5		
Surge voltage category/degree of pollution		III/3	III/2	II/2
Rated insulation voltage	[V]	250	320	630
Rated surge voltage	[kV]	4	4	4
Approval data (UL/CUL)				
Use Group		B	C	D
Nominal voltage/current	[V] / [A]	300 / 15	-	300 / 10
AWG		30-12	-	30-12
Approval data (CSA)				
Use Group		B	C	D
Nominal voltage/current	[V] / [A]	300 / 10	-	300 / 10
AWG		28-12	-	28-12
General data				
Type of insulation material / insulation material group		PA / I		
Inflammability class in acc. with UL 94		V0		

PCB plug, Screw connection with tension sleeve, Pitch: 5.08 mm

MVSTBW 2,5/..-STF



Dimensions	[mm]
Length l	12.6
Height h	26



Ordering data

No. of pos.	Type	Order No.	Pcs./ Pkt.	Width w [mm]
2	MVSTBW 2,5/ 2-STF-5,08	1834903	50	20.32
3	MVSTBW 2,5/ 3-STF-5,08	1834916	50	25.4
4	MVSTBW 2,5/ 4-STF-5,08	1834929	50	30.48
5	MVSTBW 2,5/ 5-STF-5,08	1834932	50	35.56
6	MVSTBW 2,5/ 6-STF-5,08	1834945	50	40.64
7	MVSTBW 2,5/ 7-STF-5,08	1834958	50	45.72
8	MVSTBW 2,5/ 8-STF-5,08	1834961	50	50.8
9	MVSTBW 2,5/ 9-STF-5,08	1834974	50	55.88
10	MVSTBW 2,5/10-STF-5,08	1834987	50	60.96
11	MVSTBW 2,5/11-STF-5,08	1834990	50	66.04
12	MVSTBW 2,5/12-STF-5,08	1835009	50	71.12
13	MVSTBW 2,5/13-STF-5,08	1835012	50	76.2
14	MVSTBW 2,5/14-STF-5,08	1835025	50	81.28
15	MVSTBW 2,5/15-STF-5,08	1835038	50	86.36
16	MVSTBW 2,5/16-STF-5,08	1835041	50	91.44
17	MVSTBW 2,5/17-STF-5,08	1835054	50	96.52
18	MVSTBW 2,5/18-STF-5,08	1835067	50	101.6
19	MVSTBW 2,5/19-STF-5,08	1835070	50	106.68
20	MVSTBW 2,5/20-STF-5,08	1835083	50	111.76



Technical data

Connection system / type of contact		CLASSIC COMBICON / Female connector		
Locking		Screw flange		
Connection capacity				
Solid / stranded	[mm ²]	0.2 - 2.5 / 0.2 - 2.5		
Stranded with ferrules without plastic sleeve	[mm ²]	0.25 - 2.5		
Stranded with ferrules with plastic sleeve	[mm ²]	0.25 - 2.5		
2 conductors with same cross section solid / stranded	[mm ²]	0.2 - 1 / 0.2 - 1.5		
2 conductors with same cross section, stranded, with ferrule without plastic sleeve	[mm ²]	0.25 - 1		
2 conductors with same cross section, stranded, with TWIN ferrules with plastic sleeve	[mm ²]	0.5 - 1.5		
Conductor cross section AWG/kcmil		24 - 12		
Stripping length	[mm]	7		
Tightening torque	[Nm]	0.5 - 0.6		
Electrical parameters				
Rated current / conductor cross section	[A] / [mm ²]	12 / 2.5		
Surge voltage category/degree of pollution		III/3	III/2	II/2
Rated insulation voltage	[V]	250	320	630
Rated surge voltage	[kV]	4	4	4
Approval data (UL/CUL)				
Use Group		B	C	D
Nominal voltage/current	[V] / [A]	300 / 15	-	300 / 10
AWG		30-12	-	30-12
Approval data (CSA)				
Use Group		B	C	D
Nominal voltage/current	[V] / [A]	300 / 10	-	300 / 10
AWG		28-12	-	28-12
General data				
Type of insulation material / insulation material group		PA / I		
Inflammability class in acc. with UL 94		V0		

PCB plug, Screw connection with tension sleeve, Pitch: 5.08 mm

MVSTBW 2,5/..-STF-EX



Dimensions	[mm]
Length l	12.6
Height h	26

ERC

Ex: EAC Ex

Ordering data

No. of pos.	Type	Order No.	Pcs./ Pkt.	Width w [mm]
2	MVSTBW 2,5/ 2-STF-5,08 EX	1809788	50	20.32
3	MVSTBW 2,5/ 3-STF-5,08 EX	1809791	50	25.4
4	MVSTBW 2,5/ 4-STF-5,08 EX	1809801	50	30.48
5	MVSTBW 2,5/ 5-STF-5,08 EX	1809814	50	35.56
6	MVSTBW 2,5/ 6-STF-5,08 EX	1809827	50	40.64
7	MVSTBW 2,5/ 7-STF-5,08 EX	1809830	50	45.72
8	MVSTBW 2,5/ 8-STF-5,08 EX	1809843	50	50.8
9	MVSTBW 2,5/ 9-STF-5,08 EX	1809856	50	55.88
10	MVSTBW 2,5/10-STF-5,08 EX	1809869	50	60.96
11	MVSTBW 2,5/11-STF-5,08 EX	1809872	50	66.04
12	MVSTBW 2,5/12-STF-5,08 EX	1809885	50	71.12

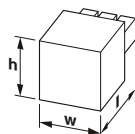


Technical data

Connection system / type of contact	CLASSIC COMBICON (EX) / Female connector		
Locking	Screw flange		
Ex marking	0344 Ex II 2GD Ex e IIC Gb		
Examination certificate	KEMA 10ATEX0196 U		
IECEx certificate	IECEx KEM 10.0093U		
Connection capacity			
Solid / stranded	[mm ²]	0.2 - 2.5 / 0.2 - 2.5	
Solid / stranded	AWG	- / 24 - 12	
Stripping length	[mm]	7	
Tightening torque clamping space	[Nm]	0.5 - 0.6	
Electrical parameters			
Rated current / conductor cross section	[A] / [mm ²]	12 / 2.5	
Rated voltage	[V]	176	
General data			
Type of insulation material / insulation material group	PA / I		
Inflammability class in acc. with UL 94	V0		

PCB plug, Screw connection with tension sleeve, Pitch: 5 mm

SMSTB 2,5/..-ST



Dimensions	[mm]
Length l	25.6
Height h	15.5

ERC

Ordering data

No. of pos.	Type	Order No.	Pcs./ Pkt.	Width w [mm]
2	SMSTB 2,5/ 2-ST	1768765	100	9.95
3	SMSTB 2,5/ 3-ST	1768778	100	15
4	SMSTB 2,5/ 4-ST	1768781	100	20
5	SMSTB 2,5/ 5-ST	1768794	100	25
6	SMSTB 2,5/ 6-ST	1768804	50	30
7	SMSTB 2,5/ 7-ST	1768817	50	35
8	SMSTB 2,5/ 8-ST	1768448	50	40
9	SMSTB 2,5/ 9-ST	1768820	50	45
10	SMSTB 2,5/10-ST	1768833	50	50
11	SMSTB 2,5/11-ST	1768846	50	55
12	SMSTB 2,5/12-ST	1768859	50	60
13	SMSTB 2,5/13-ST	1768862	50	65
14	SMSTB 2,5/14-ST	1768875	50	70
15	SMSTB 2,5/15-ST	1768888	50	75
16	SMSTB 2,5/16-ST	1768891	50	80
17	SMSTB 2,5/17-ST	1768901	50	85
18	SMSTB 2,5/18-ST	1768914	50	90
19	SMSTB 2,5/19-ST	1768927	50	95
20	SMSTB 2,5/20-ST	1768930	50	100
21	SMSTB 2,5/21-ST	1768943	50	105
22	SMSTB 2,5/22-ST	1768956	50	110
23	SMSTB 2,5/23-ST	1768969	50	115
24	SMSTB 2,5/24-ST	1768972	50	120



Technical data

Connection system / type of contact	CLASSIC COMBICON / Female connector		
Locking	without		
Connection capacity			
Solid / stranded	[mm ²]	0.2 - 2.5 / 0.2 - 2.5	
Stranded with ferrules without plastic sleeve	[mm ²]	0.25 - 2.5	
Stranded with ferrules with plastic sleeve	[mm ²]	0.25 - 2.5	
2 conductors with same cross section solid / stranded	[mm ²]	0.2 - 1 / 0.2 - 1.5	
2 conductors with same cross section, stranded, with ferrule without plastic sleeve	[mm ²]	0.25 - 1	
2 conductors with same cross section, stranded, with TWIN ferrules with plastic sleeve	[mm ²]	0.5 - 1.5	
Conductor cross section AWG/kcmil		24 - 12	
Stripping length	[mm]	7	
Tightening torque	[Nm]	0.5 - 0.6	
Electrical parameters			
Rated current / conductor cross section	[A] / [mm ²]	12 / 2.5	
Surge voltage category/degree of pollution		III / 3	III / 2
Rated insulation voltage	[V]	250	320
Rated surge voltage	[kV]	4	4
Approval data (UL/CUL)			
Use Group		B	C
Nominal voltage/current	[V] / [A]	300 / 15	300 / 10
AWG		30-12	30-12
Approval data (CSA)			
Use Group		B	C
Nominal voltage/current	[V] / [A]	300 / 15	300 / 10
AWG		28-12	28-12
General data			
Type of insulation material / insulation material group	PA / I		
Inflammability class in acc. with UL 94	V0		

PCB connectors

Conductor cross section up to 2.5 mm² (AWG 14)

PCB plug, Screw connection with tension sleeve, Pitch: 5.08 mm

SMSTB 2,5/...-ST



Dimensions	[mm]
Length l	25.6
Height h	15.5



Ordering data

No. of pos.	Type	Order No.	Pcs./ Pkt.	Width w [mm]
2	SMSTB 2,5/ 2-ST-5,08	1826283	100	10.16
3	SMSTB 2,5/ 3-ST-5,08	1826296	100	15.24
4	SMSTB 2,5/ 4-ST-5,08	1826306	100	20.32
5	SMSTB 2,5/ 5-ST-5,08	1826319	100	25.4
6	SMSTB 2,5/ 6-ST-5,08	1826322	50	30.48
7	SMSTB 2,5/ 7-ST-5,08	1826335	50	35.56
8	SMSTB 2,5/ 8-ST-5,08	1826348	50	40.64
9	SMSTB 2,5/ 9-ST-5,08	1826351	50	45.72
10	SMSTB 2,5/10-ST-5,08	1826364	50	50.8
11	SMSTB 2,5/11-ST-5,08	1826377	50	55.88
12	SMSTB 2,5/12-ST-5,08	1826380	50	60.96
13	SMSTB 2,5/13-ST-5,08	1826393	50	66.04
14	SMSTB 2,5/14-ST-5,08	1826403	50	71.12
15	SMSTB 2,5/15-ST-5,08	1826416	50	76.2
16	SMSTB 2,5/16-ST-5,08	1826429	50	81.28
17	SMSTB 2,5/17-ST-5,08	1850563	50	86.36
18	SMSTB 2,5/18-ST-5,08	1850576	50	91.44
19	SMSTB 2,5/19-ST-5,08	1850589	50	96.52
20	SMSTB 2,5/20-ST-5,08	1850592	50	101.6
21	SMSTB 2,5/21-ST-5,08	1850602	50	106.68
22	SMSTB 2,5/22-ST-5,08	1850615	50	111.76
23	SMSTB 2,5/23-ST-5,08	1850628	50	116.84
24	SMSTB 2,5/24-ST-5,08	1850631	50	121.92

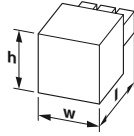


Technical data

Connection system / type of contact		CLASSIC COMBICON / Female connector		
Locking		without		
Connection capacity				
Solid / stranded	[mm ²]	0.2 - 2.5 / 0.2 - 2.5		
Stranded with ferrules without plastic sleeve	[mm ²]	0.25 - 2.5		
Stranded with ferrules with plastic sleeve	[mm ²]	0.25 - 2.5		
2 conductors with same cross section solid / stranded	[mm ²]	0.2 - 1 / 0.2 - 1.5		
2 conductors with same cross section, stranded, with ferrule without plastic sleeve	[mm ²]	0.25 - 1		
2 conductors with same cross section, stranded, with TWIN ferrules with plastic sleeve	[mm ²]	0.5 - 1.5		
Conductor cross section AWG/kcmil		24 - 12		
Stripping length		7		
Tightening torque		0.5 - 0.6		
Electrical parameters				
Rated current / conductor cross section [A] / [mm ²]		12 / 2.5		
Surge voltage category/degree of pollution		III/3	III / 2	II / 2
Rated insulation voltage [V]		250	320	630
Rated surge voltage [kV]		4	4	4
Approval data (UL/CUL)				
Use Group		B	C	D
Nominal voltage/current [V] / [A]		300 / 15	-	300 / 10
AWG		30-12	-	30-12
Approval data (CSA)				
Use Group		B	C	D
Nominal voltage/current [V] / [A]		300 / 15	-	300 / 10
AWG		28-12	-	28-12
General data				
Type of insulation material / insulation material group		PA / I		
Inflammability class in acc. with UL 94		V0		

PCB plug, Screw connection with tension sleeve, Pitch: 5 mm

SMSTB 2,5/...-STF



Dimensions	[mm]
Length l	25.6
Height h	15.5



Ordering data

No. of pos.	Type	Order No.	Pcs./ Pkt.	Width w [mm]
2	SMSTB 2,5/ 2-STF	1970870	50	20
3	SMSTB 2,5/ 3-STF	1970883	50	25
4	SMSTB 2,5/ 4-STF	1970896	50	30
5	SMSTB 2,5/ 5-STF	1970906	50	35
6	SMSTB 2,5/ 6-STF	1970919	50	40
7	SMSTB 2,5/ 7-STF	1970922	50	45
8	SMSTB 2,5/ 8-STF	1970935	50	50
9	SMSTB 2,5/ 9-STF	1970948	50	55
10	SMSTB 2,5/10-STF	1970951	50	60
11	SMSTB 2,5/11-STF	1970964	50	65
12	SMSTB 2,5/12-STF	1970977	50	70
13	SMSTB 2,5/13-STF	1970980	50	75
14	SMSTB 2,5/14-STF	1970993	50	80
15	SMSTB 2,5/15-STF	1971002	50	85
16	SMSTB 2,5/16-STF	1971015	50	90
17	SMSTB 2,5/17-STF	1971028	50	95
18	SMSTB 2,5/18-STF	1971031	50	100
19	SMSTB 2,5/19-STF	1971044	50	105
20	SMSTB 2,5/20-STF	1971057	50	110



Technical data

Connection system / type of contact		CLASSIC COMBICON / Female connector		
Locking		Screw flange		
Connection capacity				
Solid / stranded	[mm ²]	0.2 - 2.5 / 0.2 - 2.5		
Stranded with ferrules without plastic sleeve	[mm ²]	0.25 - 2.5		
Stranded with ferrules with plastic sleeve	[mm ²]	0.25 - 2.5		
2 conductors with same cross section solid / stranded	[mm ²]	0.2 - 1 / 0.2 - 1.5		
2 conductors with same cross section, stranded, with ferrule without plastic sleeve	[mm ²]	0.25 - 1		
2 conductors with same cross section, stranded, with TWIN ferrules with plastic sleeve	[mm ²]	0.5 - 1.5		
Conductor cross section AWG/kcmil		24 - 12		
Stripping length		7		
Tightening torque		0.5 - 0.6		
Electrical parameters				
Rated current / conductor cross section [A] / [mm ²]		12 / 2.5		
Surge voltage category/degree of pollution		III/3	III / 2	II / 2
Rated insulation voltage [V]		250	320	630
Rated surge voltage [kV]		4	4	4
Approval data (UL/CUL)				
Use Group		B	C	D
Nominal voltage/current [V] / [A]		300 / 15	-	300 / 10
AWG		30-12	-	30-12
Approval data (CSA)				
Use Group		B	C	D
Nominal voltage/current [V] / [A]		300 / 15	-	300 / 10
AWG		28-12	-	28-12
General data				
Type of insulation material / insulation material group		PA / I		
Inflammability class in acc. with UL 94		V0		

PCB plug, Screw connection with tension sleeve, Pitch: 5.08 mm

SMSTB 2,5/...-STF



Dimensions	[mm]
Length l	25.6
Height h	15.5



Ordering data

No. of pos.	Type	Order No.	Pcs./ Pkt.	Width w [mm]
2	SMSTB 2,5/ 2-STF-5,08	1971060	50	20.32
3	SMSTB 2,5/ 3-STF-5,08	1971073	50	25.4
4	SMSTB 2,5/ 4-STF-5,08	1971086	50	30.48
5	SMSTB 2,5/ 5-STF-5,08	1971099	50	35.56
6	SMSTB 2,5/ 6-STF-5,08	1971109	50	40.64
7	SMSTB 2,5/ 7-STF-5,08	1971112	50	45.72
8	SMSTB 2,5/ 8-STF-5,08	1971125	50	50.8
9	SMSTB 2,5/ 9-STF-5,08	1971138	50	55.88
10	SMSTB 2,5/10-STF-5,08	1971141	50	60.96
11	SMSTB 2,5/11-STF-5,08	1971154	50	66.04
12	SMSTB 2,5/12-STF-5,08	1971167	50	71.12
13	SMSTB 2,5/13-STF-5,08	1971170	50	76.2
14	SMSTB 2,5/14-STF-5,08	1971183	50	81.28
15	SMSTB 2,5/15-STF-5,08	1971196	50	86.36
16	SMSTB 2,5/16-STF-5,08	1971206	50	91.44
17	SMSTB 2,5/17-STF-5,08	1971219	50	96.52
18	SMSTB 2,5/18-STF-5,08	1971222	50	101.6
19	SMSTB 2,5/19-STF-5,08	1971235	50	106.68
20	SMSTB 2,5/20-STF-5,08	1971248	50	111.76
21	SMSTB 2,5/21-STF-5,08	1707845	50	116.84
22	SMSTB 2,5/22-STF-5,08	1705300	50	121.92
23	SMSTB 2,5/23-STF-5,08	1707858	50	127
24	SMSTB 2,5/24-STF-5,08	1705313	50	132.08

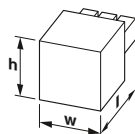


Technical data

Connection system / type of contact	CLASSIC COMBICON / Female connector		
Locking	Screw flange		
Connection capacity			
Solid / stranded	[mm ²]	0.2 - 2.5 / 0.2 - 2.5	
Stranded with ferrules without plastic sleeve	[mm ²]	0.25 - 2.5	
Stranded with ferrules with plastic sleeve	[mm ²]	0.25 - 2.5	
2 conductors with same cross section solid / stranded	[mm ²]	0.2 - 1 / 0.2 - 1.5	
2 conductors with same cross section, stranded, with ferrule without plastic sleeve	[mm ²]	0.25 - 1	
2 conductors with same cross section, stranded, with TWIN ferrules with plastic sleeve	[mm ²]	0.5 - 1.5	
Conductor cross section AWG/kcmil		24 - 12	
Stripping length	[mm]	7	
Tightening torque	[Nm]	0.5 - 0.6	
Electrical parameters			
Rated current / conductor cross section	[A] / [mm ²]	12 / 2.5	
Surge voltage category/degree of pollution		III / 3	II / 2
Rated insulation voltage	[V]	250	320
Rated surge voltage	[kV]	4	4
Approval data (UL/CUL)			
Use Group		B	C
Nominal voltage/current	[V] / [A]	300 / 15	300 / 10
AWG		30-12	30-12
Approval data (CSA)			
Use Group		B	C
Nominal voltage/current	[V] / [A]	300 / 15	300 / 10
AWG		28-12	28-12
General data			
Type of insulation material / insulation material group	PA / I		
Inflammability class in acc. with UL 94	V2		

PCB plug, Screw connection with tension sleeve, Pitch: 5.08 mm

TVMSTB 2,5/...-ST



Dimensions	[mm]
Length l	25.8
Height h	19.6



Ordering data

No. of pos.	Type	Order No.	Pcs./ Pkt.	Width w [mm]
2	TVMSTB 2,5/ 2-ST-5,08	1719008	50	10.16
3	TVMSTB 2,5/ 3-ST-5,08	1719011	50	15.24
4	TVMSTB 2,5/ 4-ST-5,08	1719024	50	20.32
5	TVMSTB 2,5/ 5-ST-5,08	1719037	50	25.4
6	TVMSTB 2,5/ 6-ST-5,08	1719040	50	30.48
7	TVMSTB 2,5/ 7-ST-5,08	1719053	50	35.56
8	TVMSTB 2,5/ 8-ST-5,08	1719066	50	40.64
9	TVMSTB 2,5/ 9-ST-5,08	1719079	50	45.72
10	TVMSTB 2,5/10-ST-5,08	1719082	50	50.8



Technical data

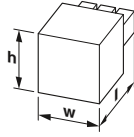
Connection system / type of contact	CLASSIC COMBICON / Female connector		
Locking	without		
Connection capacity			
Solid / stranded	[mm ²]	0.2 - 2.5 / 0.2 - 2.5	
Stranded with ferrules without plastic sleeve	[mm ²]	0.25 - 2.5	
Stranded with ferrules with plastic sleeve	[mm ²]	0.25 - 2.5	
2 conductors with same cross section solid / stranded	[mm ²]	0.2 - 1 / 0.2 - 1.5	
2 conductors with same cross section, stranded, with ferrule without plastic sleeve	[mm ²]	0.25 - 1	
2 conductors with same cross section, stranded, with TWIN ferrules with plastic sleeve	[mm ²]	0.5 - 1.5	
Conductor cross section AWG/kcmil		24 - 12	
Stripping length	[mm]	7	
Tightening torque	[Nm]	0.5 - 0.6	
Electrical parameters			
Rated current / conductor cross section	[A] / [mm ²]	12 / 2.5	
Surge voltage category/degree of pollution		III / 3	III / 2
Rated insulation voltage	[V]	250	400
Rated surge voltage	[kV]	4	4
Approval data (UL/CUL)			
Use Group		B	C
Nominal voltage/current	[V] / [A]	300 / 10	300 / 10
AWG		30-12	30-12
General data			
Type of insulation material / insulation material group	PA / I		
Inflammability class in acc. with UL 94	V0		

PCB connectors

Conductor cross section up to 2.5 mm² (AWG 14)

PCB plug, Screw connection with tension sleeve, Pitch: 5.08 mm

TVMSTB 2,5/...-STF



Dimensions	[mm]
Length l	25.8
Height h	19.6



Ordering data

No. of pos.	Type	Order No.	Pcs./ Pkt.	Width w [mm]
2	TVMSTB 2,5/ 2-STF-5,08	1719095	50	20.16
3	TVMSTB 2,5/ 3-STF-5,08	1719105	50	25.24
4	TVMSTB 2,5/ 4-STF-5,08	1719118	50	30.32
5	TVMSTB 2,5/ 5-STF-5,08	1719121	50	35.4
6	TVMSTB 2,5/ 6-STF-5,08	1719134	50	40.48
7	TVMSTB 2,5/ 7-STF-5,08	1719147	50	45.56
8	TVMSTB 2,5/ 8-STF-5,08	1719150	50	50.64
9	TVMSTB 2,5/ 9-STF-5,08	1719163	50	55.72
10	TVMSTB 2,5/10-STF-5,08	1719176	50	60.8

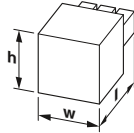


Technical data

Connection system / type of contact	CLASSIC COMBICON / Female connector		
Locking	Screw flange		
Connection capacity			
Solid / stranded	[mm ²]	0.2 - 2.5 / 0.2 - 2.5	
Stranded with ferrules without plastic sleeve	[mm ²]	0.25 - 2.5	
Stranded with ferrules with plastic sleeve	[mm ²]	0.25 - 2.5	
2 conductors with same cross section solid / stranded	[mm ²]	0.2 - 1 / 0.2 - 1.5	
2 conductors with same cross section, stranded, with ferrule without plastic sleeve	[mm ²]	0.25 - 1	
2 conductors with same cross section, stranded, with TWIN ferrules with plastic sleeve	[mm ²]	0.5 - 1.5	
Conductor cross section AWG/kcmil		24 - 12	
Stripping length	[mm]	7	
Tightening torque	[Nm]	0.5 - 0.6	
Electrical parameters			
Rated current / conductor cross section	[A] / [mm ²]	12 / 2.5	
Surge voltage category/degree of pollution		III / 3	II / 2
Rated insulation voltage	[V]	250	400
Rated surge voltage	[kV]	4	4
Approval data (UL/CUL)			
Use Group		B	C
Nominal voltage/current	[V] / [A]	300 / 10	300 / 10
AWG		30-12	30-12
General data			
Type of insulation material / insulation material group	PA / I		
Inflammability class in acc. with UL 94	V0		

PCB plug, Screw connection with tension sleeve, Pitch: 5.08 mm

TMSTBP 2,5/...-ST



Dimensions	[mm]
Length l	21.5
Height h	28.9



Ordering data

No. of pos.	Type	Order No.	Pcs./ Pkt.	Width w [mm]
2	TMSTBP 2,5/ 2-ST-5,08	1853010	50	12.16
3	TMSTBP 2,5/ 3-ST-5,08	1853023	50	17.24
4	TMSTBP 2,5/ 4-ST-5,08	1853036	50	22.32
5	TMSTBP 2,5/ 5-ST-5,08	1853049	50	27.4
6	TMSTBP 2,5/ 6-ST-5,08	1853052	50	32.48
7	TMSTBP 2,5/ 7-ST-5,08	1853065	50	37.56
8	TMSTBP 2,5/ 8-ST-5,08	1853078	50	42.64
9	TMSTBP 2,5/ 9-ST-5,08	1853081	50	47.72
10	TMSTBP 2,5/10-ST-5,08	1853094	50	52.8

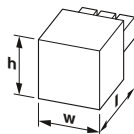


Technical data

Connection system / type of contact	CLASSIC COMBICON / Female connector		
Locking	without		
Connection capacity			
Solid / stranded	[mm ²]	0.2 - 2.5 / 0.2 - 2.5	
Stranded with ferrules without plastic sleeve	[mm ²]	0.25 - 2.5	
Stranded with ferrules with plastic sleeve	[mm ²]	0.25 - 2.5	
2 conductors with same cross section solid / stranded	[mm ²]	0.2 - 1 / 0.2 - 1.5	
2 conductors with same cross section, stranded, with ferrule without plastic sleeve	[mm ²]	0.25 - 1	
2 conductors with same cross section, stranded, with TWIN ferrules with plastic sleeve	[mm ²]	0.5 - 1.5	
Conductor cross section AWG/kcmil		24 - 12	
Stripping length	[mm]	7	
Tightening torque	[Nm]	0.5 - 0.6	
Electrical parameters			
Rated current / conductor cross section	[A] / [mm ²]	12 / 2.5	
Surge voltage category/degree of pollution		III / 3	II / 2
Rated insulation voltage	[V]	250	320
Rated surge voltage	[kV]	4	4
Approval data (UL/CUL)			
Use Group		B	C
Nominal voltage/current	[V] / [A]	300 / 15	300 / 10
AWG		30-12	30-12
Approval data (CSA)			
Use Group		B	C
Nominal voltage/current	[V] / [A]	300 / 10	300 / 10
AWG		28-12	28-12
General data			
Type of insulation material / insulation material group	PA / I		
Inflammability class in acc. with UL 94	V0		

PCB plug, Screw connection with tension sleeve, Pitch: 5.08 mm

TMSTBP 2,5/...-STF



Dimensions	[mm]
Length l	21.5
Height h	28.9



Ordering data

No. of pos.	Type	Order No.	Pcs./ Pkt.	Width w [mm]
2	TMSTBP 2,5/ 2-STF-5,08	1853104	50	20.08
3	TMSTBP 2,5/ 3-STF-5,08	1853117	50	25.16
4	TMSTBP 2,5/ 4-STF-5,08	1853120	50	30.24
5	TMSTBP 2,5/ 5-STF-5,08	1853133	50	35.32
6	TMSTBP 2,5/ 6-STF-5,08	1853146	50	40.4
7	TMSTBP 2,5/ 7-STF-5,08	1853159	50	45.48
8	TMSTBP 2,5/ 8-STF-5,08	1853162	50	50.56
9	TMSTBP 2,5/ 9-STF-5,08	1853175	50	55.64
10	TMSTBP 2,5/10-STF-5,08	1853188	50	60.72

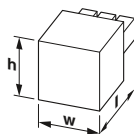


Technical data

Connection system / type of contact		CLASSIC COMBICON / Female connector		
Locking		Screw flange		
Connection capacity				
Solid / stranded	[mm ²]	0.2 - 2.5 / 0.2 - 2.5		
Stranded with ferrules without plastic sleeve	[mm ²]	0.25 - 2.5		
Stranded with ferrules with plastic sleeve	[mm ²]	0.25 - 2.5		
2 conductors with same cross section solid / stranded	[mm ²]	0.2 - 1 / 0.2 - 1.5		
2 conductors with same cross section, stranded, with ferrule without plastic sleeve	[mm ²]	0.25 - 1		
2 conductors with same cross section, stranded, with TWIN ferrules with plastic sleeve	[mm ²]	0.5 - 1.5		
Conductor cross section AWG/kcmil		24 - 12		
Stripping length		7		
Tightening torque		0.5 - 0.6		
Electrical parameters				
Rated current / conductor cross section [A] / [mm ²]		12 / 2.5		
Surge voltage category/degree of pollution		III / 3	III / 2	II / 2
Rated insulation voltage [V]		250	320	630
Rated surge voltage [kV]		4	4	4
Approval data (UL/CUL)				
Use Group		B	C	D
Nominal voltage/current [V] / [A]		300 / 15	-	300 / 10
AWG		30-12	-	30-12
Approval data (CSA)				
Use Group		B	C	D
Nominal voltage/current [V] / [A]		300 / 10	-	300 / 10
AWG		28-12	-	28-12
General data				
Type of insulation material / insulation material group		PA / I		
Inflammability class in acc. with UL 94		V0		

PCB plug, Screw connection with tension sleeve, Pitch: 7.5 mm

GMSTB 2,5/...-ST



Dimensions	[mm]
Length l	18.2
Height h	15



Ordering data

No. of pos.	Type	Order No.	Pcs./ Pkt.	Width w [mm]
2	GMSTB 2,5/ 2-ST	1766880	50	13
3	GMSTB 2,5/ 3-ST	1766893	50	20.5
4	GMSTB 2,5/ 4-ST	1766903	50	28
5	GMSTB 2,5/ 5-ST	1766916	50	35.5
6	GMSTB 2,5/ 6-ST	1766929	50	43
7	GMSTB 2,5/ 7-ST	1766932	50	50.5
8	GMSTB 2,5/ 8-ST	1766945	50	58
9	GMSTB 2,5/ 9-ST	1766958	50	65.5
10	GMSTB 2,5/10-ST	1766961	50	73
11	GMSTB 2,5/11-ST	1766974	50	80.5
12	GMSTB 2,5/12-ST	1766987	50	88



Technical data

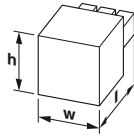
Connection system / type of contact		CLASSIC COMBICON / Female connector		
Locking		without		
Connection capacity				
Solid / stranded	[mm ²]	0.2 - 2.5 / 0.2 - 2.5		
Stranded with ferrules without plastic sleeve	[mm ²]	0.25 - 2.5		
Stranded with ferrules with plastic sleeve	[mm ²]	0.25 - 2.5		
2 conductors with same cross section solid / stranded	[mm ²]	0.2 - 1 / 0.2 - 1.5		
2 conductors with same cross section, stranded, with ferrule without plastic sleeve	[mm ²]	0.25 - 1		
2 conductors with same cross section, stranded, with TWIN ferrules with plastic sleeve	[mm ²]	0.5 - 1		
Conductor cross section AWG/kcmil		24 - 12		
Stripping length		7		
Tightening torque		0.5 - 0.6		
Electrical parameters				
Rated current / conductor cross section [A] / [mm ²]		12 / 2.5		
Surge voltage category/degree of pollution		III / 3	III / 2	II / 2
Rated insulation voltage [V]		400	630	1000
Rated surge voltage [kV]		6	6	6
Approval data (UL/CUL)				
Use Group		B	C	D
Nominal voltage/current [V] / [A]		300 / 15	-	300 / 10
AWG		30-12	-	30-12
Approval data (CSA)				
Use Group		B	C	D
Nominal voltage/current [V] / [A]		300 / 10	-	300 / 10
AWG		28-12	-	28-12
General data				
Type of insulation material / insulation material group		PA / I		
Inflammability class in acc. with UL 94		V0		

PCB connectors

Conductor cross section up to 2.5 mm² (AWG 14)

PCB plug, Screw connection with tension sleeve, Pitch: 7.62 mm

GMSTB 2,5/..-ST



Dimensions	[mm]
Length l	18.2
Height h	15



Ordering data

No. of pos.	Type	Order No.	Pcs./ Pkt.	Width w [mm]
2	GMSTB 2,5/ 2-ST-7,62	1766990	50	13.24
3	GMSTB 2,5/ 3-ST-7,62	1767012	50	20.86
4	GMSTB 2,5/ 4-ST-7,62	1767025	50	28.48
5	GMSTB 2,5/ 5-ST-7,62	1767038	50	36.1
6	GMSTB 2,5/ 6-ST-7,62	1767041	50	43.72
7	GMSTB 2,5/ 7-ST-7,62	1767054	50	51.34
8	GMSTB 2,5/ 8-ST-7,62	1767067	50	58.96
9	GMSTB 2,5/ 9-ST-7,62	1767070	50	66.58
10	GMSTB 2,5/10-ST-7,62	1767083	50	74.2
11	GMSTB 2,5/11-ST-7,62	1767096	50	81.82
12	GMSTB 2,5/12-ST-7,62	1767106	50	89.44

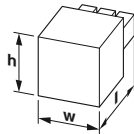


Technical data

Connection system / type of contact	CLASSIC COMBICON / Female connector			
Locking	without			
Connection capacity				
Solid / stranded	[mm ²]	0.2 - 2.5 / 0.2 - 2.5		
Stranded with ferrules without plastic sleeve	[mm ²]	0.25 - 2.5		
Stranded with ferrules with plastic sleeve	[mm ²]	0.25 - 2.5		
2 conductors with same cross section solid / stranded	[mm ²]	0.2 - 1 / 0.2 - 1.5		
2 conductors with same cross section, stranded, with ferrule without plastic sleeve	[mm ²]	0.25 - 1		
2 conductors with same cross section, stranded, with TWIN ferrules with plastic sleeve	[mm ²]	0.5 - 1		
Conductor cross section AWG/kcmil		24 - 12		
Stripping length	[mm]	7		
Tightening torque	[Nm]	0.5 - 0.6		
Electrical parameters				
Rated current / conductor cross section	[A] / [mm ²]	12 / 2.5		
Surge voltage category/degree of pollution		III/3	III/2	II/2
Rated insulation voltage	[V]	400	630	1000
Rated surge voltage	[kV]	6	6	6
Approval data (UL/CUL)				
Use Group		B	C	D
Nominal voltage/current	[V] / [A]	300 / 15	-	300 / 10
AWG		30-12	-	30-12
Approval data (CSA)				
Use Group		B	C	D
Nominal voltage/current	[V] / [A]	300 / 10	-	300 / 10
AWG		28-12	-	28-12
General data				
Type of insulation material / insulation material group		PA / I		
Inflammability class in acc. with UL 94		V0		

PCB plug, Screw connection with tension sleeve, Pitch: 7.62 mm

GMSTB 2,5/..-STF



Dimensions	[mm]
Length l	18.2
Height h	15



Ordering data

No. of pos.	Type	Order No.	Pcs./ Pkt.	Width w [mm]
2	GMSTB 2,5/ 2-STF-7,62	1858769	50	25.63
3	GMSTB 2,5/ 3-STF-7,62	1858772	50	33.25
4	GMSTB 2,5/ 4-STF-7,62	1858785	50	40.87
5	GMSTB 2,5/ 5-STF-7,62	1858798	50	48.49
6	GMSTB 2,5/ 6-STF-7,62	1858808	50	56.11
7	GMSTB 2,5/ 7-STF-7,62	1858811	50	63.73
8	GMSTB 2,5/ 8-STF-7,62	1858824	50	71.35
9	GMSTB 2,5/ 9-STF-7,62	1858837	50	78.97
10	GMSTB 2,5/10-STF-7,62	1858840	50	86.59
11	GMSTB 2,5/11-STF-7,62	1858853	50	94.21
12	GMSTB 2,5/12-STF-7,62	1858866	50	101.83

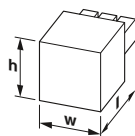


Technical data

Connection system / type of contact	CLASSIC COMBICON / Female connector			
Locking	Screw flange			
Connection capacity				
Solid / stranded	[mm ²]	0.2 - 2.5 / 0.2 - 2.5		
Stranded with ferrules without plastic sleeve	[mm ²]	0.25 - 2.5		
Stranded with ferrules with plastic sleeve	[mm ²]	0.25 - 2.5		
2 conductors with same cross section solid / stranded	[mm ²]	0.2 - 1 / 0.2 - 1.5		
2 conductors with same cross section, stranded, with ferrule without plastic sleeve	[mm ²]	0.25 - 1		
2 conductors with same cross section, stranded, with TWIN ferrules with plastic sleeve	[mm ²]	0.5 - 1		
Conductor cross section AWG/kcmil		24 - 12		
Stripping length	[mm]	7		
Tightening torque	[Nm]	0.5 - 0.6		
Electrical parameters				
Rated current / conductor cross section	[A] / [mm ²]	12 / 2.5		
Surge voltage category/degree of pollution		III/3	III/2	II/2
Rated insulation voltage	[V]	400	630	1000
Rated surge voltage	[kV]	6	6	6
Approval data (UL/CUL)				
Use Group		B	C	D
Nominal voltage/current	[V] / [A]	300 / 15	-	300 / 10
AWG		30-12	-	30-12
General data				
Type of insulation material / insulation material group		PA / I		
Inflammability class in acc. with UL 94		V0		

PCB plug, Screw connection with tension sleeve, Pitch: 7.62 mm

GMSTB 2,5/...-STF-EX



Dimensions	[mm]
Length l	18.2
Height h	15



Ex: EAC Ex

Ordering data

No. of pos.	Type	Order No.	Pcs./ Pkt.	Width w [mm]
2	GMSTB 2,5/ 2-STF-7,62 EX	1795776	50	25.63
3	GMSTB 2,5/ 3-STF-7,62 EX	1795789	50	33.25
4	GMSTB 2,5/ 4-STF-7,62 EX	1795792	50	40.87
5	GMSTB 2,5/ 5-STF-7,62 EX	1795802	50	48.49
6	GMSTB 2,5/ 6-STF-7,62 EX	1795815	50	56.11
7	GMSTB 2,5/ 7-STF-7,62 EX	1795828	50	63.73
8	GMSTB 2,5/ 8-STF-7,62 EX	1795831	50	71.35
9	GMSTB 2,5/ 9-STF-7,62 EX	1795844	50	78.97
10	GMSTB 2,5/10-STF-7,62 EX	1795857	50	86.59
11	GMSTB 2,5/11-STF-7,62 EX	1795860	50	94.21
12	GMSTB 2,5/12-STF-7,62 EX	1795873	50	101.83

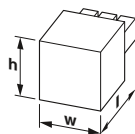


Technical data

Connection system / type of contact	CLASSIC COMBICON (EX) / Female connector	
Locking	Screw flange	
Ex marking	0344 Ex II 2GD Ex e IIC Gb	
Examination certificate	KEMA 10ATEX0196 U	
IECEx certificate	IECEx KEM 10.0093U	
Connection capacity		
Solid / stranded	[mm ²]	0.2 - 2.5 / 0.2 - 2.5
Solid / stranded	AWG	- / 24 - 12
Stripping length	[mm]	7
Tightening torque clamping space	[Nm]	0.5 - 0.6
Electrical parameters		
Rated current / conductor cross section	[A] / [mm ²]	12 / 2.5
Rated voltage	[V]	352
General data		
Type of insulation material / insulation material group	PA / I	
Inflammability class in acc. with UL 94	V0	

PCB plug, Screw connection with tension sleeve, Pitch: 7.5 mm

GMVSTBR 2,5/...-ST



Dimensions	[mm]
Length l	12.6
Height h	26



Ex: EAC Ex

Ordering data

No. of pos.	Type	Order No.	Pcs./ Pkt.	Width w [mm]
2	GMVSTBR 2,5/ 2-ST	1737709	50	13
3	GMVSTBR 2,5/ 3-ST	1737712	50	20.5
4	GMVSTBR 2,5/ 4-ST	1737725	50	28
5	GMVSTBR 2,5/ 5-ST	1737738	50	35.5
6	GMVSTBR 2,5/ 6-ST	1737741	50	43
7	GMVSTBR 2,5/ 7-ST	1737754	50	50.5
8	GMVSTBR 2,5/ 8-ST	1737767	50	58
9	GMVSTBR 2,5/ 9-ST	1737770	50	65.5
10	GMVSTBR 2,5/10-ST	1737783	50	73
11	GMVSTBR 2,5/11-ST	1737796	50	80.5
12	GMVSTBR 2,5/12-ST	1737806	50	88



Technical data

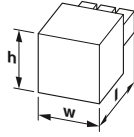
Connection system / type of contact	CLASSIC COMBICON / Female connector		
Locking	without		
Connection capacity			
Solid / stranded	[mm ²]	0.2 - 2.5 / 0.2 - 2.5	
Stranded with ferrules without plastic sleeve	[mm ²]	0.25 - 2.5	
Stranded with ferrules with plastic sleeve	[mm ²]	0.25 - 2.5	
2 conductors with same cross section solid / stranded	[mm ²]	0.2 - 1 / 0.2 - 1.5	
2 conductors with same cross section, stranded, with ferrule without plastic sleeve	[mm ²]	0.25 - 1	
2 conductors with same cross section, stranded, with TWIN ferrules with plastic sleeve	[mm ²]	0.5 - 1	
Conductor cross section AWG/kcmil		24 - 12	
Stripping length	[mm]	7	
Tightening torque	[Nm]	0.5 - 0.6	
Electrical parameters			
Rated current / conductor cross section	[A] / [mm ²]	12 / 2.5	
Surge voltage category/degree of pollution		III / 3	III / 2 II / 2
Rated insulation voltage	[V]	500	630 1000
Rated surge voltage	[kV]	6	6 6
Approval data (UL/CUL)			
Use Group		B	C D
Nominal voltage/current	[V] / [A]	300 / 15	- 300 / 10
AWG		30-12	- 30-12
Approval data (CSA)			
Use Group		B	C D
Nominal voltage/current	[V] / [A]	300 / 10	- 300 / 10
AWG		28-12	- 28-12
General data			
Type of insulation material / insulation material group	PA / I		
Inflammability class in acc. with UL 94	V0		

PCB connectors

Conductor cross section up to 2.5 mm² (AWG 14)

PCB plug, Screw connection with tension sleeve, Pitch: 7.62 mm

GMVSTBR 2,5/...-ST



Dimensions	[mm]
Length l	12.6
Height h	26



Ordering data

No. of pos.	Type	Order No.	Pcs./ Pkt.	Width w [mm]
2	GMVSTBR 2,5/ 2-ST-7,62	1832523	50	13.2
3	GMVSTBR 2,5/ 3-ST-7,62	1832536	50	20.82
4	GMVSTBR 2,5/ 4-ST-7,62	1832549	50	28.44
5	GMVSTBR 2,5/ 5-ST-7,62	1832552	50	36.06
6	GMVSTBR 2,5/ 6-ST-7,62	1832565	50	43.68
7	GMVSTBR 2,5/ 7-ST-7,62	1832578	50	51.3
8	GMVSTBR 2,5/ 8-ST-7,62	1832581	50	58.92
9	GMVSTBR 2,5/ 9-ST-7,62	1832594	50	66.54
10	GMVSTBR 2,5/10-ST-7,62	1832604	50	74.16
11	GMVSTBR 2,5/11-ST-7,62	1832617	50	81.78
12	GMVSTBR 2,5/12-ST-7,62	1832620	50	89.4

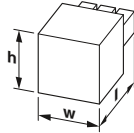


Technical data

Connection system / type of contact		CLASSIC COMBICON / Female connector		
Locking		without		
Connection capacity				
Solid / stranded	[mm ²]	0.2 - 2.5 / 0.2 - 2.5		
Stranded with ferrules without plastic sleeve	[mm ²]	0.25 - 2.5		
Stranded with ferrules with plastic sleeve	[mm ²]	0.25 - 2.5		
2 conductors with same cross section solid / stranded	[mm ²]	0.2 - 1 / 0.2 - 1.5		
2 conductors with same cross section, stranded, with ferrule without plastic sleeve	[mm ²]	0.25 - 1		
2 conductors with same cross section, stranded, with TWIN ferrules with plastic sleeve	[mm ²]	0.5 - 1		
Conductor cross section AWG/kcmil		24 - 12		
Stripping length		7		
Tightening torque		0.5 - 0.6		
Electrical parameters				
Rated current / conductor cross section [A] / [mm ²]		12 / 2.5		
Surge voltage category/degree of pollution		III/3	III/2	II/2
Rated insulation voltage [V]		500	630	1000
Rated surge voltage [kV]		6	6	6
Approval data (UL/CUL)				
Use Group		B	C	D
Nominal voltage/current [V] / [A]		300 / 15	-	300 / 10
AWG		30-12	-	30-12
Approval data (CSA)				
Use Group		B	C	D
Nominal voltage/current [V] / [A]		300 / 10	-	300 / 10
AWG		28-12	-	28-12
General data				
Type of insulation material / insulation material group		PA / I		
Inflammability class in acc. with UL 94		V0		

PCB plug, Screw connection with tension sleeve, Pitch: 7.62 mm

GMVSTBR 2,5/...-STF



Dimensions	[mm]
Length l	12.5
Height h	26



Ordering data

No. of pos.	Type	Order No.	Pcs./ Pkt.	Width w [mm]
2	GMVSTBR 2,5/ 2-STF-7,62	1847880	50	25.68
3	GMVSTBR 2,5/ 3-STF-7,62	1847893	50	33.3
4	GMVSTBR 2,5/ 4-STF-7,62	1847903	50	40.92
5	GMVSTBR 2,5/ 5-STF-7,62	1847916	50	48.54
6	GMVSTBR 2,5/ 6-STF-7,62	1847929	50	56.16
7	GMVSTBR 2,5/ 7-STF-7,62	1847932	50	63.78
8	GMVSTBR 2,5/ 8-STF-7,62	1847945	50	71.4
9	GMVSTBR 2,5/ 9-STF-7,62	1847958	50	79.02
10	GMVSTBR 2,5/10-STF-7,62	1847961	50	86.64
11	GMVSTBR 2,5/11-STF-7,62	1847974	50	94.26
12	GMVSTBR 2,5/12-STF-7,62	1847987	50	101.88



Technical data

Connection system / type of contact		CLASSIC COMBICON / Female connector		
Locking		Screw flange		
Connection capacity				
Solid / stranded	[mm ²]	0.2 - 2.5 / 0.2 - 2.5		
Stranded with ferrules without plastic sleeve	[mm ²]	0.25 - 2.5		
Stranded with ferrules with plastic sleeve	[mm ²]	0.25 - 2.5		
2 conductors with same cross section solid / stranded	[mm ²]	0.2 - 1 / 0.2 - 1.5		
2 conductors with same cross section, stranded, with ferrule without plastic sleeve	[mm ²]	0.25 - 1		
2 conductors with same cross section, stranded, with TWIN ferrules with plastic sleeve	[mm ²]	0.5 - 1		
Conductor cross section AWG/kcmil		24 - 12		
Stripping length		7		
Tightening torque		0.5 - 0.6		
Electrical parameters				
Rated current / conductor cross section [A] / [mm ²]		12 / 2.5		
Surge voltage category/degree of pollution		III/3	III/2	II/2
Rated insulation voltage [V]		500	630	1000
Rated surge voltage [kV]		6	6	6
Approval data (UL/CUL)				
Use Group		B	C	D
Nominal voltage/current [V] / [A]		300 / 15	-	300 / 10
AWG		30-12	-	30-12
Approval data (CSA)				
Use Group		B	C	D
Nominal voltage/current [V] / [A]		300 / 10	-	300 / 10
AWG		28-12	-	28-12
General data				
Type of insulation material / insulation material group		PA / I		
Inflammability class in acc. with UL 94		V0		

PCB plug, Screw connection with tension sleeve, Pitch: 7.62 mm

GMVSTBR 2,5/..-STF-EX



Dimensions	[mm]
Length l	12.5
Height h	26

ERC

Ex: EAC Ex

Ordering data

No. of pos.	Type	Order No.	Pcs./ Pkt.	Width w [mm]
2	GMVSTBR 2,5/ 2-STF-7,62 EX	1809898	50	13.2
3	GMVSTBR 2,5/ 3-STF-7,62 EX	1809908	50	20.82
4	GMVSTBR 2,5/ 4-STF-7,62 EX	1809911	50	28.44
5	GMVSTBR 2,5/ 5-STF-7,62 EX	1809924	50	36.06
6	GMVSTBR 2,5/ 6-STF-7,62 EX	1809937	50	43.68
7	GMVSTBR 2,5/ 7-STF-7,62 EX	1809940	50	51.3
8	GMVSTBR 2,5/ 8-STF-7,62 EX	1809953	50	58.92
9	GMVSTBR 2,5/ 9-STF-7,62 EX	1809966	50	66.54
10	GMVSTBR 2,5/10-STF-7,62 EX	1809979	50	74.16
11	GMVSTBR 2,5/11-STF-7,62 EX	1809982	50	81.78
12	GMVSTBR 2,5/12-STF-7,62 EX	1809995	50	89.4

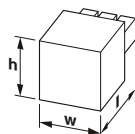


Technical data

Connection system / type of contact	CLASSIC COMBICON (EX) / Female connector
Locking	Screw flange
Ex marking	0344 Ex II 2GD Ex e IIC Gb
Examination certificate	KEMA 10ATEX0196 U
IECEx certificate	IECEx KEM 10.0093U
Connection capacity	
Solid / stranded	[mm ²] 0.2 - 2.5 / 0.2 - 2.5
Solid / stranded	AWG - / 24 - 12
Stripping length	[mm] 7
Tightening torque clamping space	[Nm] 0.5 - 0.6
Electrical parameters	
Rated current / conductor cross section	[A] / [mm ²] 12 / 2.5
Rated voltage	[V] 352
General data	
Type of insulation material / insulation material group	PA / I
Inflammability class in acc. with UL 94	V0

PCB plug, Screw connection with tension sleeve, Pitch: 7.5 mm

GMVSTBW 2,5/..-ST



Dimensions	[mm]
Length l	12.6
Height h	26

ERC, EAC, CB

Ordering data

No. of pos.	Type	Order No.	Pcs./ Pkt.	Width w [mm]
2	GMVSTBW 2,5/ 2-ST	1737819	50	13
3	GMVSTBW 2,5/ 3-ST	1737822	50	20.5
4	GMVSTBW 2,5/ 4-ST	1737835	50	28
5	GMVSTBW 2,5/ 5-ST	1737848	50	35.5
6	GMVSTBW 2,5/ 6-ST	1737851	50	43
7	GMVSTBW 2,5/ 7-ST	1737864	50	50.5
8	GMVSTBW 2,5/ 8-ST	1737877	50	58
9	GMVSTBW 2,5/ 9-ST	1737880	50	65.5
10	GMVSTBW 2,5/10-ST	1737893	50	73
11	GMVSTBW 2,5/11-ST	1737903	50	80.5
12	GMVSTBW 2,5/12-ST	1737916	50	88



Technical data

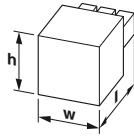
Connection system / type of contact	CLASSIC COMBICON / Female connector
Locking	without
Connection capacity	
Solid / stranded	[mm ²] 0.2 - 2.5 / 0.2 - 2.5
Stranded with ferrules without plastic sleeve	[mm ²] 0.25 - 2.5
Stranded with ferrules with plastic sleeve	[mm ²] 0.25 - 2.5
2 conductors with same cross section solid / stranded	[mm ²] 0.2 - 1 / 0.2 - 1.5
2 conductors with same cross section, stranded, with ferrule without plastic sleeve	[mm ²] 0.25 - 1
2 conductors with same cross section, stranded, with TWIN ferrules with plastic sleeve	[mm ²] 0.5 - 1
Conductor cross section AWG/kcmil	24 - 12
Stripping length	[mm] 7
Tightening torque	[Nm] 0.5 - 0.6
Electrical parameters	
Rated current / conductor cross section	[A] / [mm ²] 12 / 2.5
Surge voltage category/degree of pollution	III/3 III / 2 II / 2
Rated insulation voltage	[V] 500 630 1000
Rated surge voltage	[kV] 6 6 6
Approval data (UL/CUL)	
Use Group	B C D
Nominal voltage/current	[V] / [A] 300 / 15 - 300 / 10
AWG	30-12 - 30-12
Approval data (CSA)	
Use Group	B C D
Nominal voltage/current	[V] / [A] 300 / 10 - 300 / 10
AWG	28-12 - 28-12
General data	
Type of insulation material / insulation material group	PA / I
Inflammability class in acc. with UL 94	V0

PCB connectors

Conductor cross section up to 2.5 mm² (AWG 14)

PCB plug, Screw connection with tension sleeve, Pitch: 7.62 mm

GMVSTBW 2,5/...-ST



Dimensions	[mm]
Length l	12.52
Height h	26



Ordering data

No. of pos.	Type	Order No.	Pcs./ Pkt.	Width w [mm]
2	GMVSTBW 2,5/ 2-ST-7,62	1832413	50	13.2
3	GMVSTBW 2,5/ 3-ST-7,62	1832426	50	20.82
4	GMVSTBW 2,5/ 4-ST-7,62	1832439	50	28.44
5	GMVSTBW 2,5/ 5-ST-7,62	1832442	50	36.06
6	GMVSTBW 2,5/ 6-ST-7,62	1832455	50	43.68
7	GMVSTBW 2,5/ 7-ST-7,62	1832468	50	51.3
8	GMVSTBW 2,5/ 8-ST-7,62	1832471	50	58.92
9	GMVSTBW 2,5/ 9-ST-7,62	1832484	50	66.54
10	GMVSTBW 2,5/10-ST-7,62	1832497	50	74.16
11	GMVSTBW 2,5/11-ST-7,62	1832507	50	81.78
12	GMVSTBW 2,5/12-ST-7,62	1832510	50	89.4

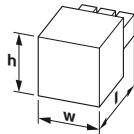


Technical data

Connection system / type of contact	CLASSIC COMBICON / Female connector		
Locking	without		
Connection capacity			
Solid / stranded	[mm ²]	0.2 - 2.5 / 0.2 - 2.5	
Stranded with ferrules without plastic sleeve	[mm ²]	0.25 - 2.5	
Stranded with ferrules with plastic sleeve	[mm ²]	0.25 - 2.5	
2 conductors with same cross section solid / stranded	[mm ²]	0.2 - 1 / 0.2 - 1.5	
2 conductors with same cross section, stranded, with ferrule without plastic sleeve	[mm ²]	0.25 - 1	
2 conductors with same cross section, stranded, with TWIN ferrules with plastic sleeve	[mm ²]	0.5 - 1	
Conductor cross section AWG/kcmil		24 - 12	
Stripping length	[mm]	7	
Tightening torque	[Nm]	0.5 - 0.6	
Electrical parameters			
Rated current / conductor cross section	[A] / [mm ²]	12 / 2.5	
Surge voltage category/degree of pollution		III/3	II/2
Rated insulation voltage	[V]	500	630
Rated surge voltage	[kV]	6	6
Approval data (UL/CUL)			
Use Group		B	C
Nominal voltage/current	[V] / [A]	300 / 15	300 / 10
AWG		30-12	30-12
Approval data (CSA)			
Use Group		B	C
Nominal voltage/current	[V] / [A]	300 / 10	300 / 10
AWG		28-12	28-12
General data			
Type of insulation material / insulation material group		PA / I	
Inflammability class in acc. with UL 94		V0	

PCB plug, Screw connection with tension sleeve, Pitch: 7.62 mm

GMVSTBW 2,5/...-STF



Dimensions	[mm]
Length l	12.52
Height h	26



Ordering data

No. of pos.	Type	Order No.	Pcs./ Pkt.	Width w [mm]
2	GMVSTBW 2,5/ 2-STF-7,62	1847990	50	13.2
3	GMVSTBW 2,5/ 3-STF-7,62	1848009	50	20.82
4	GMVSTBW 2,5/ 4-STF-7,62	1848012	50	28.44
6	GMVSTBW 2,5/ 6-STF-7,62	1848038	50	43.68
7	GMVSTBW 2,5/ 7-STF-7,62	1848041	50	51.3
8	GMVSTBW 2,5/ 8-STF-7,62	1848054	50	58.92
9	GMVSTBW 2,5/ 9-STF-7,62	1848067	50	66.54
10	GMVSTBW 2,5/10-STF-7,62	1848070	50	74.16
11	GMVSTBW 2,5/11-STF-7,62	1848083	50	81.78
12	GMVSTBW 2,5/12-STF-7,62	1848096	50	89.4



Technical data

Connection system / type of contact	CLASSIC COMBICON / Female connector		
Locking	Screw flange		
Connection capacity			
Solid / stranded	[mm ²]	0.2 - 2.5 / 0.2 - 2.5	
Stranded with ferrules without plastic sleeve	[mm ²]	0.25 - 2.5	
Stranded with ferrules with plastic sleeve	[mm ²]	0.25 - 2.5	
2 conductors with same cross section solid / stranded	[mm ²]	0.2 - 1 / 0.2 - 1.5	
2 conductors with same cross section, stranded, with ferrule without plastic sleeve	[mm ²]	0.25 - 1	
2 conductors with same cross section, stranded, with TWIN ferrules with plastic sleeve	[mm ²]	0.5 - 1	
Conductor cross section AWG/kcmil		24 - 12	
Stripping length	[mm]	7	
Tightening torque	[Nm]	0.5 - 0.6	
Electrical parameters			
Rated current / conductor cross section	[A] / [mm ²]	12 / 2.5	
Surge voltage category/degree of pollution		III/3	II/2
Rated insulation voltage	[V]	500	630
Rated surge voltage	[kV]	6	6
Approval data (UL/CUL)			
Use Group		B	C
Nominal voltage/current	[V] / [A]	300 / 15	300 / 10
AWG		30-12	30-12
Approval data (CSA)			
Use Group		B	C
Nominal voltage/current	[V] / [A]	300 / 10	300 / 10
AWG		28-12	28-12
General data			
Type of insulation material / insulation material group		PA / I	
Inflammability class in acc. with UL 94		V0	

PCB plug, Screw connection with tension sleeve, Pitch: 7.62 mm

GMVSTBW 2,5/...-STF-EX



Dimensions	[mm]
Length l	12.52
Height h	26

ERC

Ex: EAC Ex

Ordering data

No. of pos.	Type	Order No.	Pcs./ Pkt.	Width w [mm]
2	GMVSTBW 2,5/ 2-STF-7,62 EX	1810007	50	13.2
3	GMVSTBW 2,5/ 3-STF-7,62 EX	1810010	50	20.82
4	GMVSTBW 2,5/ 4-STF-7,62 EX	1810023	50	28.44
5	GMVSTBW 2,5/ 5-STF-7,62 EX	1810036	50	36.06
6	GMVSTBW 2,5/ 6-STF-7,62 EX	1810049	50	43.68
7	GMVSTBW 2,5/ 7-STF-7,62 EX	1810052	50	51.3
8	GMVSTBW 2,5/ 8-STF-7,62 EX	1810065	50	58.92
9	GMVSTBW 2,5/ 9-STF-7,62 EX	1810078	50	66.54
10	GMVSTBW 2,5/10-STF-7,62 EX	1810081	50	74.16
11	GMVSTBW 2,5/11-STF-7,62 EX	1810094	50	81.78
12	GMVSTBW 2,5/12-STF-7,62 EX	1810104	50	89.4

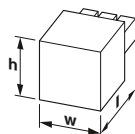


Technical data

Connection system / type of contact	CLASSIC COMBICON (EX) / Female connector		
Locking	Screw flange		
Ex marking	0344 Ex II 2GD Ex e IIC Gb		
Examination certificate	KEMA 10ATEX0196 U		
IECEx certificate	IECEx KEM 10.0093U		
Connection capacity			
Solid / stranded	[mm ²]	0.2 - 2.5 / 0.2 - 2.5	
Solid / stranded	AWG	- / 24 - 12	
Stripping length	[mm]	7	
Tightening torque clamping space	[Nm]	0.5 - 0.6	
Electrical parameters			
Rated current / conductor cross section	[A] / [mm ²]	12 / 2.5	
Rated voltage	[V]	352	
General data			
Type of insulation material / insulation material group	PA / I		
Inflammability class in acc. with UL 94	V0		

PCB plug, Screw connection with tension sleeve, Pitch: 5.08 mm

IC 2,5/...-ST



Dimensions	[mm]
Length l	19.2
Height h	15

UL US EAC CB

Ordering data

No. of pos.	Type	Order No.	Pcs./ Pkt.	Width w [mm]
2	IC 2,5/ 2-ST-5,08	1786174	50	11.66
3	IC 2,5/ 3-ST-5,08	1786187	50	16.74
4	IC 2,5/ 4-ST-5,08	1786190	50	21.82
5	IC 2,5/ 5-ST-5,08	1786200	50	26.9
6	IC 2,5/ 6-ST-5,08	1786213	50	31.98
7	IC 2,5/ 7-ST-5,08	1786226	50	37.06
8	IC 2,5/ 8-ST-5,08	1786239	50	42.14
9	IC 2,5/ 9-ST-5,08	1786242	50	47.22
10	IC 2,5/10-ST-5,08	1786255	50	52.3
11	IC 2,5/11-ST-5,08	1786268	50	57.38
12	IC 2,5/12-ST-5,08	1786271	50	62.46
13	IC 2,5/13-ST-5,08	1786284	50	67.54
14	IC 2,5/14-ST-5,08	1786297	50	72.62
15	IC 2,5/15-ST-5,08	1786307	50	77.7
16	IC 2,5/16-ST-5,08	1786310	50	82.78
17	IC 2,5/17-ST-5,08	1786323	50	87.86
18	IC 2,5/18-ST-5,08	1786336	50	92.94
19	IC 2,5/19-ST-5,08	1786349	50	98.02
20	IC 2,5/20-ST-5,08	1786352	50	103.1
21	IC 2,5/21-ST-5,08	1786365	50	108.18
22	IC 2,5/22-ST-5,08	1786378	50	113.26
23	IC 2,5/23-ST-5,08	1786381	50	118.34
24	IC 2,5/24-ST-5,08	1786394	50	123.42



Technical data

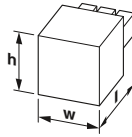
Connection system / type of contact	CLASSIC COMBICON / Male connector		
Locking	without		
Connection capacity			
Solid / stranded	[mm ²]	0.2 - 2.5 / 0.2 - 2.5	
Stranded with ferrules without plastic sleeve	[mm ²]	0.25 - 2.5	
Stranded with ferrules with plastic sleeve	[mm ²]	0.25 - 2.5	
2 conductors with same cross section solid / stranded	[mm ²]	0.2 - 1 / 0.2 - 1.5	
2 conductors with same cross section, stranded, with ferrule without plastic sleeve	[mm ²]	0.25 - 1	
2 conductors with same cross section, stranded, with TWIN ferrules with plastic sleeve	[mm ²]	0.5 - 1.5	
Conductor cross section AWG/kcmil		24 - 12	
Stripping length	[mm]	7	
Tightening torque	[Nm]	0.5 - 0.6	
Electrical parameters			
Rated current / conductor cross section	[A] / [mm ²]	12 / 2.5	
Surge voltage category/degree of pollution		III / 3	III / 2 II / 2
Rated insulation voltage	[V]	250	320 630
Rated surge voltage	[kV]	4	4 4
Approval data (UL/CUL)			
Use Group		B	C D
Nominal voltage/current	[V] / [A]	250 / 12	- 300 / 10
AWG		30-12	- 30-12
Approval data (CSA)			
Use Group		B	C D
Nominal voltage/current	[V] / [A]	300 / 10	- 300 / 10
AWG		28-12	- 28-12
General data			
Type of insulation material / insulation material group	PA / I		
Inflammability class in acc. with UL 94	V0		

PCB connectors

Conductor cross section up to 2.5 mm² (AWG 14)

PCB plug, Screw connection with tension sleeve, Pitch: 5.08 mm

IC 2,5/...-STF



Dimensions	[mm]
Length l	19
Height h	15



Ordering data

No. of pos.	Type	Order No.	Pcs./ Pkt.	Width w [mm]
2	IC 2,5/ 2-STF-5,08	1825310	50	20.28
3	IC 2,5/ 3-STF-5,08	1825323	50	25.36
4	IC 2,5/ 4-STF-5,08	1825336	50	30.44
5	IC 2,5/ 5-STF-5,08	1825349	50	35.52
6	IC 2,5/ 6-STF-5,08	1825352	50	40.6
7	IC 2,5/ 7-STF-5,08	1825365	50	45.68
8	IC 2,5/ 8-STF-5,08	1825378	50	50.76
9	IC 2,5/ 9-STF-5,08	1825381	50	55.84
10	IC 2,5/10-STF-5,08	1825394	50	60.92
11	IC 2,5/11-STF-5,08	1825404	50	66
12	IC 2,5/12-STF-5,08	1825417	50	71.08
13	IC 2,5/13-STF-5,08	1825420	50	76.16
14	IC 2,5/14-STF-5,08	1825433	50	81.24
15	IC 2,5/15-STF-5,08	1825446	50	86.32
16	IC 2,5/16-STF-5,08	1825459	50	91.4
17	IC 2,5/17-STF-5,08	1825462	50	96.48
18	IC 2,5/18-STF-5,08	1825475	50	101.56
19	IC 2,5/19-STF-5,08	1825488	50	106.64
20	IC 2,5/20-STF-5,08	1825491	50	111.72

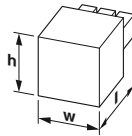


Technical data

Connection system / type of contact	CLASSIC COMBICON / Male connector		
Locking	Screw flange		
Connection capacity			
Solid / stranded	[mm ²]	0.2 - 2.5 / 0.2 - 2.5	
Stranded with ferrules without plastic sleeve	[mm ²]	0.25 - 2.5	
Stranded with ferrules with plastic sleeve	[mm ²]	0.25 - 2.5	
2 conductors with same cross section solid / stranded	[mm ²]	0.2 - 1 / 0.2 - 1.5	
2 conductors with same cross section, stranded, with ferrule without plastic sleeve	[mm ²]	0.25 - 1	
2 conductors with same cross section, stranded, with TWIN ferrules with plastic sleeve	[mm ²]	0.5 - 1.5	
Conductor cross section AWG/kcmil		24 - 12	
Stripping length	[mm]	7	
Tightening torque	[Nm]	0.5 - 0.6	
Electrical parameters			
Rated current / conductor cross section	[A] / [mm ²]	12 / 2.5	
Surge voltage category/degree of pollution		III/3	II/2
Rated insulation voltage	[V]	250	320
Rated surge voltage	[kV]	4	4
Approval data (UL/CUL)			
Use Group		B	C
Nominal voltage/current	[V] / [A]	250 / 12	300 / 10
AWG		30-12	30-12
Approval data (CSA)			
Use Group		B	C
Nominal voltage/current	[V] / [A]	300 / 10	300 / 10
AWG		28-12	28-12
General data			
Type of insulation material / insulation material group	PA / I		
Inflammability class in acc. with UL 94	V0		

PCB plug, Screw connection with tension sleeve, Pitch: 5.08 mm

IC 2,5/...-STGF



Dimensions	[mm]
Length l	19.2
Height h	15



Ordering data

No. of pos.	Type	Order No.	Pcs./ Pkt.	Width w [mm]
2	IC 2,5/ 2-STGF-5,08	1825501	50	20.28
3	IC 2,5/ 3-STGF-5,08	1825514	50	25.36
4	IC 2,5/ 4-STGF-5,08	1825527	50	30.44
5	IC 2,5/ 5-STGF-5,08	1825530	50	35.52
6	IC 2,5/ 6-STGF-5,08	1825543	50	40.6
7	IC 2,5/ 7-STGF-5,08	1825556	50	45.68
8	IC 2,5/ 8-STGF-5,08	1825569	50	50.76
9	IC 2,5/ 9-STGF-5,08	1825572	50	55.84
10	IC 2,5/10-STGF-5,08	1825585	50	60.92
11	IC 2,5/11-STGF-5,08	1825598	50	66
12	IC 2,5/12-STGF-5,08	1825608	50	71.08
13	IC 2,5/13-STGF-5,08	1825611	50	76.16
14	IC 2,5/14-STGF-5,08	1825624	50	81.24
15	IC 2,5/15-STGF-5,08	1825637	50	86.32
16	IC 2,5/16-STGF-5,08	1825640	50	91.4
17	IC 2,5/17-STGF-5,08	1825653	50	96.48
18	IC 2,5/18-STGF-5,08	1825666	50	101.56
19	IC 2,5/19-STGF-5,08	1825679	50	106.64
20	IC 2,5/20-STGF-5,08	1825682	50	111.72



Technical data

Connection system / type of contact	CLASSIC COMBICON / Male connector		
Locking	Threaded flange		
Connection capacity			
Solid / stranded	[mm ²]	0.2 - 2.5 / 0.2 - 2.5	
Stranded with ferrules without plastic sleeve	[mm ²]	0.25 - 2.5	
Stranded with ferrules with plastic sleeve	[mm ²]	0.25 - 2.5	
2 conductors with same cross section solid / stranded	[mm ²]	0.2 - 1 / 0.2 - 1.5	
2 conductors with same cross section, stranded, with ferrule without plastic sleeve	[mm ²]	0.25 - 1	
2 conductors with same cross section, stranded, with TWIN ferrules with plastic sleeve	[mm ²]	0.5 - 1.5	
Conductor cross section AWG/kcmil		24 - 12	
Stripping length	[mm]	7	
Tightening torque	[Nm]	0.5 - 0.6	
Electrical parameters			
Rated current / conductor cross section	[A] / [mm ²]	12 / 2.5	
Surge voltage category/degree of pollution		III/3	II/2
Rated insulation voltage	[V]	250	320
Rated surge voltage	[kV]	4	4
Approval data (UL/CUL)			
Use Group		B	C
Nominal voltage/current	[V] / [A]	250 / 12	300 / 10
AWG		30-12	30-12
Approval data (CSA)			
Use Group		B	C
Nominal voltage/current	[V] / [A]	300 / 10	300 / 10
AWG		28-12	28-12
General data			
Type of insulation material / insulation material group	PA / I		
Inflammability class in acc. with UL 94	V0		

PCB plug, Screw connection with tension sleeve, Pitch: 5.08 mm

IC 2,5/..-STF-EX



Dimensions	[mm]
Length l	19
Height h	15

Ex: EAC Ex

Ordering data

No. of pos.	Type	Order No.	Pcs./ Pkt.	Width w [mm]
2	IC 2,5/ 2-STF-5,08 EX	1810117	50	11.66
3	IC 2,5/ 3-STF-5,08 EX	1810120	50	16.74
4	IC 2,5/ 4-STF-5,08 EX	1810133	50	21.82
5	IC 2,5/ 5-STF-5,08 EX	1810146	50	26.9
6	IC 2,5/ 6-STF-5,08 EX	1810159	50	3.98
7	IC 2,5/ 7-STF-5,08 EX	1810162	50	37.06
8	IC 2,5/ 8-STF-5,08 EX	1810175	50	42.14
9	IC 2,5/ 9-STF-5,08 EX	1810188	50	47.22
10	IC 2,5/10-STF-5,08 EX	1810191	50	52.3
11	IC 2,5/11-STF-5,08 EX	1810201	50	57.38
12	IC 2,5/12-STF-5,08 EX	1810214	50	62.46

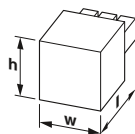


Technical data

Connection system / type of contact	CLASSIC COMBICON (EX) / Male connector
Locking	Screw flange
Ex marking	0344 Ex II 2GD Ex e IIC Gb
Examination certificate	KEMA 10ATEX0196 U
IECEx certificate	IECEx KEM 10.0093U
Connection capacity	
Solid / stranded	[mm ²] 0.2 - 2.5 / 0.2 - 2.5
Solid / stranded	AWG - / 24 - 12
Stripping length	[mm] 7
Tightening torque clamping space	[Nm] 0.5 - 0.6
Electrical parameters	
Rated current / conductor cross section	[A] / [mm ²] 12 / 2.5
Rated voltage	[V] 176
General data	
Type of insulation material / insulation material group	PA / I
Inflammability class in acc. with UL 94	V0

PCB plug, Screw connection with tension sleeve, Pitch: 7.62 mm

GIC 2,5/..-ST



Dimensions	[mm]
Length l	19.1
Height h	15

CB

Ordering data

No. of pos.	Type	Order No.	Pcs./ Pkt.	Width w [mm]
2	GIC 2,5/ 2-ST-7,62	1828809	50	15.14
3	GIC 2,5/ 3-ST-7,62	1828812	50	22.76
4	GIC 2,5/ 4-ST-7,62	1828825	50	30.38
5	GIC 2,5/ 5-ST-7,62	1828838	50	38
6	GIC 2,5/ 6-ST-7,62	1828841	50	45.62
7	GIC 2,5/ 7-ST-7,62	1828854	50	53.24
8	GIC 2,5/ 8-ST-7,62	1828867	50	60.86
9	GIC 2,5/ 9-ST-7,62	1828870	50	68.48
10	GIC 2,5/10-ST-7,62	1828883	50	76.1
11	GIC 2,5/11-ST-7,62	1828896	50	83.72
12	GIC 2,5/12-ST-7,62	1828906	50	91.34



Technical data

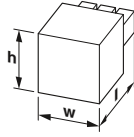
Connection system / type of contact	CLASSIC COMBICON / Male connector
Locking	without
Connection capacity	
Solid / stranded	[mm ²] 0.2 - 2.5 / 0.2 - 2.5
Stranded with ferrules without plastic sleeve	[mm ²] 0.25 - 2.5
Stranded with ferrules with plastic sleeve	[mm ²] 0.25 - 2.5
2 conductors with same cross section solid / stranded	[mm ²] 0.2 - 1 / 0.2 - 1.5
2 conductors with same cross section, stranded, with ferrule without plastic sleeve	[mm ²] 0.25 - 1
2 conductors with same cross section, stranded, with TWIN ferrules with plastic sleeve	[mm ²] 0.5 - 1
Conductor cross section AWG/kcmil	24 - 12
Stripping length	[mm] 7
Tightening torque	[Nm] 0.5 - 0.6
Electrical parameters	
Rated current / conductor cross section	[A] / [mm ²] 12 / 2.5
Surge voltage category/degree of pollution	III/3 III / 2 II / 2
Rated insulation voltage	[V] 400 630 1000
Rated surge voltage	[kV] 6 6 6
Approval data (UL/CUL)	
Use Group	B C D
Nominal voltage/current	[V] / [A] 250 / 12 - 300 / 10
AWG	30-12 - 30-12
Approval data (CSA)	
Use Group	B C D
Nominal voltage/current	[V] / [A] 300 / 10 - 300 / 10
AWG	28-12 - 28-12
General data	
Type of insulation material / insulation material group	PA / I
Inflammability class in acc. with UL 94	V0

PCB connectors

Conductor cross section up to 2.5 mm² (AWG 14)

PCB plug, Screw connection with tension sleeve, Pitch: 7.62 mm

GIC 2,5/...-STF



Dimensions	[mm]
Length l	19.2
Height h	15



Ordering data

No. of pos.	Type	Order No.	Pcs./ Pkt.	Width w [mm]
2	GIC 2,5/ 2-STF-7,62	1858879	50	15.14
3	GIC 2,5/ 3-STF-7,62	1858882	50	22.76
4	GIC 2,5/ 4-STF-7,62	1858895	50	30.38
5	GIC 2,5/ 5-STF-7,62	1858905	50	38
6	GIC 2,5/ 6-STF-7,62	1858918	50	45.62
7	GIC 2,5/ 7-STF-7,62	1858921	50	53.24
8	GIC 2,5/ 8-STF-7,62	1858934	50	60.86
9	GIC 2,5/ 9-STF-7,62	1858947	50	68.48
10	GIC 2,5/10-STF-7,62	1858950	50	76.1
11	GIC 2,5/11-STF-7,62	1858963	50	83.72
12	GIC 2,5/12-STF-7,62	1858976	50	91.34

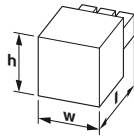


Technical data

Connection system / type of contact	CLASSIC COMBICON / Male connector			
Locking	Screw flange			
Connection capacity				
Solid / stranded	[mm ²]	0.2 - 2.5 / 0.2 - 2.5		
Stranded with ferrules without plastic sleeve	[mm ²]	0.25 - 2.5		
Stranded with ferrules with plastic sleeve	[mm ²]	0.25 - 2.5		
2 conductors with same cross section solid / stranded	[mm ²]	0.2 - 1 / 0.2 - 1.5		
2 conductors with same cross section, stranded, with ferrule without plastic sleeve	[mm ²]	0.25 - 1		
2 conductors with same cross section, stranded, with TWIN ferrules with plastic sleeve	[mm ²]	0.5 - 1		
Conductor cross section AWG/kcmil		24 - 12		
Stripping length	[mm]	7		
Tightening torque	[Nm]	0.5 - 0.6		
Electrical parameters				
Rated current / conductor cross section	[A] / [mm ²]	12 / 2.5		
Surge voltage category/degree of pollution		III/3	III/2	II/2
Rated insulation voltage	[V]	400	630	1000
Rated surge voltage	[kV]	6	6	6
Approval data (UL/CUL)				
Use Group		B	C	D
Nominal voltage/current	[V] / [A]	250 / 12	-	300 / 10
AWG		30-12	-	30-12
Approval data (CSA)				
Use Group		B	C	D
Nominal voltage/current	[V] / [A]	300 / 10	-	300 / 10
AWG		28-12	-	28-12
General data				
Type of insulation material / insulation material group		PA / I		
Inflammability class in acc. with UL 94		V0		

PCB plug, Screw connection with tension sleeve, Pitch: 7.62 mm

GIC 2,5/...-STGF



Dimensions	[mm]
Length l	19.2
Height h	15



Ordering data

No. of pos.	Type	Order No.	Pcs./ Pkt.	Width w [mm]
2	GIC 2,5/ 2-STGF-7,62	1849888	50	25.62
3	GIC 2,5/ 3-STGF-7,62	1849891	50	33.24
4	GIC 2,5/ 4-STGF-7,62	1849901	50	40.86
5	GIC 2,5/ 5-STGF-7,62	1849914	50	48.48
6	GIC 2,5/ 6-STGF-7,62	1849927	50	56.1
7	GIC 2,5/ 7-STGF-7,62	1849930	50	63.72
8	GIC 2,5/ 8-STGF-7,62	1849943	50	71.34
9	GIC 2,5/ 9-STGF-7,62	1849956	50	78.96
10	GIC 2,5/10-STGF-7,62	1849969	50	86.58
11	GIC 2,5/11-STGF-7,62	1849972	50	94.2
12	GIC 2,5/12-STGF-7,62	1849985	50	101.82



Technical data

Connection system / type of contact	CLASSIC COMBICON / Male connector			
Locking	Threaded flange			
Connection capacity				
Solid / stranded	[mm ²]	0.2 - 2.5 / 0.2 - 2.5		
Stranded with ferrules without plastic sleeve	[mm ²]	0.25 - 2.5		
Stranded with ferrules with plastic sleeve	[mm ²]	0.25 - 2.5		
2 conductors with same cross section solid / stranded	[mm ²]	0.2 - 1 / 0.2 - 1.5		
2 conductors with same cross section, stranded, with ferrule without plastic sleeve	[mm ²]	0.25 - 1		
2 conductors with same cross section, stranded, with TWIN ferrules with plastic sleeve	[mm ²]	0.5 - 1		
Conductor cross section AWG/kcmil		24 - 12		
Stripping length	[mm]	7		
Tightening torque	[Nm]	0.5 - 0.6		
Electrical parameters				
Rated current / conductor cross section	[A] / [mm ²]	12 / 2.5		
Surge voltage category/degree of pollution		III/3	III/2	II/2
Rated insulation voltage	[V]	400	630	1000
Rated surge voltage	[kV]	6	6	6
Approval data (UL/CUL)				
Use Group		B	C	D
Nominal voltage/current	[V] / [A]	250 / 12	-	300 / 10
AWG		30-12	-	30-12
Approval data (CSA)				
Use Group		B	C	D
Nominal voltage/current	[V] / [A]	300 / 10	-	300 / 10
AWG		28-12	-	28-12
General data				
Type of insulation material / insulation material group		PA / I		
Inflammability class in acc. with UL 94		V0		

PCB plug, Front screw connection, Pitch: 5 mm

FRONT-MSTB 2,5/...-ST



Dimensions	[mm]
Length l	27.2
Height h	15



Ordering data

No. of pos.	Type	Order No.	Pcs./ Pkt.	Width w [mm]
2	FRONT-MSTB 2,5/ 2-ST	1779411	100	10
3	FRONT-MSTB 2,5/ 3-ST	1779424	100	15
4	FRONT-MSTB 2,5/ 4-ST	1779437	50	20
5	FRONT-MSTB 2,5/ 5-ST	1779440	50	25
6	FRONT-MSTB 2,5/ 6-ST	1779453	50	30
7	FRONT-MSTB 2,5/ 7-ST	1779466	50	35
8	FRONT-MSTB 2,5/ 8-ST	1779479	50	40
9	FRONT-MSTB 2,5/ 9-ST	1779482	50	45
10	FRONT-MSTB 2,5/10-ST	1779495	50	50
11	FRONT-MSTB 2,5/11-ST	1779505	50	55
12	FRONT-MSTB 2,5/12-ST	1779518	50	60
13	FRONT-MSTB 2,5/13-ST	1779521	50	65
14	FRONT-MSTB 2,5/14-ST	1779534	50	70
15	FRONT-MSTB 2,5/15-ST	1779547	50	75
16	FRONT-MSTB 2,5/16-ST	1779550	50	80
17	FRONT-MSTB 2,5/17-ST	1779563	50	85
18	FRONT-MSTB 2,5/18-ST	1779576	50	90
19	FRONT-MSTB 2,5/19-ST	1779589	50	95
20	FRONT-MSTB 2,5/20-ST	1779592	50	100
21	FRONT-MSTB 2,5/21-ST	1779602	50	105
22	FRONT-MSTB 2,5/22-ST	1779615	50	110
23	FRONT-MSTB 2,5/23-ST	1779628	50	115
24	FRONT-MSTB 2,5/24-ST	1779631	50	120

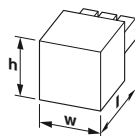


Technical data

Connection system / type of contact		CLASSIC COMBICON / Female connector		
Locking		without		
Connection capacity				
Solid / stranded	[mm ²]	0.34 - 2.5 / 0.2 - 2.5		
Stranded with ferrules without plastic sleeve	[mm ²]	0.25 - 2.5		
Stranded with ferrules with plastic sleeve	[mm ²]	0.25 - 2.5		
2 conductors with same cross section solid / stranded	[mm ²]	0.2 - 1.5 / 0.2 - 1.5		
2 conductors with same cross section, stranded, with ferrule without plastic sleeve	[mm ²]	0.25 - 1		
2 conductors with same cross section, stranded, with TWIN ferrules with plastic sleeve	[mm ²]	0.5 - 1		
Conductor cross section AWG/kcmil		24 - 12		
Stripping length	[mm]	10		
Tightening torque	[Nm]	0.5 - 0.6		
Electrical parameters				
Rated current / conductor cross section	[A] / [mm ²]	12 / 2.5		
Surge voltage category/degree of pollution		III/3	III / 2	II / 2
Rated insulation voltage	[V]	250	320	630
Rated surge voltage	[kV]	4	4	4
Approval data (UL/CUL)				
Use Group		B	C	D
Nominal voltage/current	[V] / [A]	300 / 15	-	300 / 10
AWG		30-12	-	30-12
Approval data (CSA)				
Use Group		B	C	D
Nominal voltage/current	[V] / [A]	300 / 15	-	300 / 10
AWG		22-12	-	22-12
General data				
Type of insulation material / insulation material group		PA / I		
Inflammability class in acc. with UL 94		V0		

PCB plug, Front screw connection, Pitch: 5.08 mm

FRONT-MSTB 2,5/...-ST



Dimensions	[mm]
Length l	27.2
Height h	15



Ordering data

No. of pos.	Type	Order No.	Pcs./ Pkt.	Width w [mm]
2	FRONT-MSTB 2,5/ 2-ST-5,08	1777280	100	10.16
3	FRONT-MSTB 2,5/ 3-ST-5,08	1777293	100	15.24
4	FRONT-MSTB 2,5/ 4-ST-5,08	1777303	50	20.32
5	FRONT-MSTB 2,5/ 5-ST-5,08	1777316	50	25.4
6	FRONT-MSTB 2,5/ 6-ST-5,08	1777329	50	30.48
7	FRONT-MSTB 2,5/ 7-ST-5,08	1777332	50	35.56
8	FRONT-MSTB 2,5/ 8-ST-5,08	1777345	50	40.64
9	FRONT-MSTB 2,5/ 9-ST-5,08	1777358	50	45.72
10	FRONT-MSTB 2,5/10-ST-5,08	1777361	50	50.8
11	FRONT-MSTB 2,5/11-ST-5,08	1777374	50	55.88
12	FRONT-MSTB 2,5/12-ST-5,08	1777387	50	60.96
13	FRONT-MSTB 2,5/13-ST-5,08	1777390	50	66.04
14	FRONT-MSTB 2,5/14-ST-5,08	1777400	50	71.12
15	FRONT-MSTB 2,5/15-ST-5,08	1777413	50	76.2
16	FRONT-MSTB 2,5/16-ST-5,08	1777426	50	81.28
17	FRONT-MSTB 2,5/17-ST-5,08	1777439	50	86.36
18	FRONT-MSTB 2,5/18-ST-5,08	1777442	50	91.44
19	FRONT-MSTB 2,5/19-ST-5,08	1777455	50	96.52
20	FRONT-MSTB 2,5/20-ST-5,08	1777468	50	101.6
21	FRONT-MSTB 2,5/21-ST-5,08	1777471	50	106.68
22	FRONT-MSTB 2,5/22-ST-5,08	1777484	50	111.76
24	FRONT-MSTB 2,5/24-ST-5,08	1777507	50	121.92



Technical data

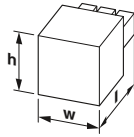
Connection system / type of contact		CLASSIC COMBICON / Female connector		
Locking		without		
Connection capacity				
Solid / stranded	[mm ²]	0.34 - 2.5 / 0.2 - 2.5		
Stranded with ferrules without plastic sleeve	[mm ²]	0.25 - 2.5		
Stranded with ferrules with plastic sleeve	[mm ²]	0.25 - 2.5		
2 conductors with same cross section solid / stranded	[mm ²]	0.2 - 1 / 0.2 - 1.5		
2 conductors with same cross section, stranded, with ferrule without plastic sleeve	[mm ²]	0.25 - 1		
2 conductors with same cross section, stranded, with TWIN ferrules with plastic sleeve	[mm ²]	0.5 - 1.5		
Conductor cross section AWG/kcmil		24 - 12		
Stripping length	[mm]	10		
Tightening torque	[Nm]	0.5 - 0.6		
Electrical parameters				
Rated current / conductor cross section	[A] / [mm ²]	12 / 2.5		
Surge voltage category/degree of pollution		III/3	III / 2	II / 2
Rated insulation voltage	[V]	250	320	630
Rated surge voltage	[kV]	4	4	4
Approval data (UL/CUL)				
Use Group		B	C	D
Nominal voltage/current	[V] / [A]	300 / 15	-	300 / 10
AWG		30-12	-	30-12
Approval data (CSA)				
Use Group		B	C	D
Nominal voltage/current	[V] / [A]	300 / 15	-	300 / 10
AWG		22-12	-	22-12
General data				
Type of insulation material / insulation material group		PA / I		
Inflammability class in acc. with UL 94		V0		

PCB connectors

Conductor cross section up to 2.5 mm² (AWG 14)

PCB plug, Front screw connection, Pitch: 5 mm

FRONT-MSTB 2,5/...-STF



Dimensions	[mm]
Length l	27.2
Height h	15



Ordering data

No. of pos.	Type	Order No.	Pcs./ Pkt.	Width w [mm]
2	FRONT-MSTB 2,5/ 2-STF	1779644	100	19.8
3	FRONT-MSTB 2,5/ 3-STF	1779657	100	24.8
4	FRONT-MSTB 2,5/ 4-STF	1779660	50	29.8
5	FRONT-MSTB 2,5/ 5-STF	1779673	50	34.8
6	FRONT-MSTB 2,5/ 6-STF	1779686	50	39.8
7	FRONT-MSTB 2,5/ 7-STF	1779699	50	44.8
8	FRONT-MSTB 2,5/ 8-STF	1779709	50	49.8
9	FRONT-MSTB 2,5/ 9-STF	1779712	50	54.8
10	FRONT-MSTB 2,5/10-STF	1779725	50	59.8
11	FRONT-MSTB 2,5/11-STF	1779738	50	64.8
12	FRONT-MSTB 2,5/12-STF	1779741	50	69.8
13	FRONT-MSTB 2,5/13-STF	1779754	50	74.8
14	FRONT-MSTB 2,5/14-STF	1779767	50	79.8
15	FRONT-MSTB 2,5/15-STF	1779770	50	84.8
16	FRONT-MSTB 2,5/16-STF	1779783	50	89.8
17	FRONT-MSTB 2,5/17-STF	1779796	50	94.8
18	FRONT-MSTB 2,5/18-STF	1779806	50	99.8
19	FRONT-MSTB 2,5/19-STF	1779819	50	104.8
20	FRONT-MSTB 2,5/20-STF	1779822	50	109.8

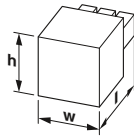


Technical data

Connection system / type of contact	CLASSIC COMBICON / Female connector		
Locking	Screw flange		
Connection capacity			
Solid / stranded	[mm ²]	0.34 - 2.5 / 0.2 - 2.5	
Stranded with ferrules without plastic sleeve	[mm ²]	0.25 - 2.5	
Stranded with ferrules with plastic sleeve	[mm ²]	0.25 - 2.5	
2 conductors with same cross section solid / stranded	[mm ²]	0.2 - 1.5 / 0.2 - 1.5	
2 conductors with same cross section, stranded, with ferrule without plastic sleeve	[mm ²]	0.25 - 1	
2 conductors with same cross section, stranded, with TWIN ferrules with plastic sleeve	[mm ²]	0.5 - 1	
Conductor cross section AWG/kcmil		24 - 12	
Stripping length	[mm]	10	
Tightening torque	[Nm]	0.5 - 0.6	
Electrical parameters			
Rated current / conductor cross section	[A] / [mm ²]	12 / 2.5	
Surge voltage category/degree of pollution		III/3	II/2
Rated insulation voltage	[V]	250	320
Rated surge voltage	[kV]	4	4
Approval data (UL/CUL)			
Use Group		B	C
Nominal voltage/current	[V] / [A]	300 / 15	300 / 10
AWG		30-12	30-12
Approval data (CSA)			
Use Group		B	C
Nominal voltage/current	[V] / [A]	300 / 15	300 / 10
AWG		22-12	22-12
General data			
Type of insulation material / insulation material group	PA / I		
Inflammability class in acc. with UL 94	V0		

PCB plug, Front screw connection, Pitch: 5.08 mm

FRONT-MSTB 2,5/...-STF



Dimensions	[mm]
Length l	27.2
Height h	15



Ordering data

No. of pos.	Type	Order No.	Pcs./ Pkt.	Width w [mm]
2	FRONT-MSTB 2,5/ 2-STF-5,08	1777808	100	19.96
3	FRONT-MSTB 2,5/ 3-STF-5,08	1777811	100	25.04
4	FRONT-MSTB 2,5/ 4-STF-5,08	1777824	50	30.12
5	FRONT-MSTB 2,5/ 5-STF-5,08	1777837	50	35.2
6	FRONT-MSTB 2,5/ 6-STF-5,08	1777840	50	40.28
7	FRONT-MSTB 2,5/ 7-STF-5,08	1777853	50	45.36
8	FRONT-MSTB 2,5/ 8-STF-5,08	1777798	50	50.44
9	FRONT-MSTB 2,5/ 9-STF-5,08	1777866	50	55.52
10	FRONT-MSTB 2,5/10-STF-5,08	1777879	50	60.6
11	FRONT-MSTB 2,5/11-STF-5,08	1777882	50	65.68
12	FRONT-MSTB 2,5/12-STF-5,08	1777895	50	70.76
13	FRONT-MSTB 2,5/13-STF-5,08	1777905	50	75.84
14	FRONT-MSTB 2,5/14-STF-5,08	1777918	50	80.92
15	FRONT-MSTB 2,5/15-STF-5,08	1777921	50	86
16	FRONT-MSTB 2,5/16-STF-5,08	1777934	50	91.08
17	FRONT-MSTB 2,5/17-STF-5,08	1777947	50	96.16
18	FRONT-MSTB 2,5/18-STF-5,08	1777950	50	101.24
19	FRONT-MSTB 2,5/19-STF-5,08	1777963	50	106.32
20	FRONT-MSTB 2,5/20-STF-5,08	1777976	50	111.4
22	FRONT-MSTB 2,5/22-STF-5,08	1898790	50	121.56
24	FRONT-MSTB 2,5/24-STF-5,08	1898800	50	131.72



Technical data

Connection system / type of contact	CLASSIC COMBICON / Female connector		
Locking	Screw flange		
Connection capacity			
Solid / stranded	[mm ²]	0.34 - 2.5 / 0.2 - 2.5	
Stranded with ferrules without plastic sleeve	[mm ²]	0.25 - 2.5	
Stranded with ferrules with plastic sleeve	[mm ²]	0.25 - 2.5	
2 conductors with same cross section solid / stranded	[mm ²]	0.2 - 1.5 / 0.2 - 1.5	
2 conductors with same cross section, stranded, with ferrule without plastic sleeve	[mm ²]	0.25 - 1	
2 conductors with same cross section, stranded, with TWIN ferrules with plastic sleeve	[mm ²]	0.5 - 1	
Conductor cross section AWG/kcmil		24 - 12	
Stripping length	[mm]	10	
Tightening torque	[Nm]	0.5 - 0.6	
Electrical parameters			
Rated current / conductor cross section	[A] / [mm ²]	12 / 2.5	
Surge voltage category/degree of pollution		III/3	II/2
Rated insulation voltage	[V]	250	320
Rated surge voltage	[kV]	4	4
Approval data (UL/CUL)			
Use Group		B	C
Nominal voltage/current	[V] / [A]	300 / 15	300 / 10
AWG		30-12	30-12
Approval data (CSA)			
Use Group		B	C
Nominal voltage/current	[V] / [A]	300 / 15	300 / 10
AWG		22-12	22-12
General data			
Type of insulation material / insulation material group	PA / I		
Inflammability class in acc. with UL 94	V0		

PCB plug, Front screw connection, Pitch: 7.62 mm

FRONT-GMSTB 2,5/...-ST



Dimensions	[mm]
Length l	27.3
Height h	15



Ordering data

No. of pos.	Type	Order No.	Pcs./ Pkt.	Width w [mm]
2	FRONT-GMSTB 2,5/ 2-ST-7,62	1806119	50	13.24
3	FRONT-GMSTB 2,5/ 3-ST-7,62	1806122	50	20.86
4	FRONT-GMSTB 2,5/ 4-ST-7,62	1806135	50	28.48
5	FRONT-GMSTB 2,5/ 5-ST-7,62	1806148	50	36.1
6	FRONT-GMSTB 2,5/ 6-ST-7,62	1806151	50	43.72
7	FRONT-GMSTB 2,5/ 7-ST-7,62	1806164	50	51.34
8	FRONT-GMSTB 2,5/ 8-ST-7,62	1806177	50	58.96
9	FRONT-GMSTB 2,5/ 9-ST-7,62	1806180	50	66.58
10	FRONT-GMSTB 2,5/10-ST-7,62	1806193	50	74.2
11	FRONT-GMSTB 2,5/11-ST-7,62	1806203	50	81.82
12	FRONT-GMSTB 2,5/12-ST-7,62	1806216	50	89.44

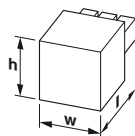


Technical data

Connection system / type of contact		CLASSIC COMBICON / Female connector		
Locking		without		
Connection capacity				
Solid / stranded		[mm ²]	0.2 - 2.5 / 0.2 - 2.5	
Stranded with ferrules without plastic sleeve		[mm ²]	0.25 - 2.5	
Stranded with ferrules with plastic sleeve		[mm ²]	0.25 - 2.5	
2 conductors with same cross section solid / stranded		[mm ²]	0.2 - 1.5 / 0.2 - 1.5	
2 conductors with same cross section, stranded, with ferrule without plastic sleeve		[mm ²]	0.25 - 1	
2 conductors with same cross section, stranded, with TWIN ferrules with plastic sleeve		[mm ²]	0.5 - 1	
Conductor cross section AWG/kcmil			24 - 12	
Stripping length		[mm]	10	
Tightening torque		[Nm]	0.5 - 0.6	
Electrical parameters				
Rated current / conductor cross section		[A] / [mm ²]	12 / 2.5	
Surge voltage category/degree of pollution			III / 3	III / 2
Rated insulation voltage		[V]	400	630
Rated surge voltage		[kV]	6	6
Approval data (UL/CUL)				
Use Group			B	C
Nominal voltage/current		[V] / [A]	300 / 15	300 / 10
AWG			30-12	30-12
Approval data (CSA)				
Use Group			B	C
Nominal voltage/current		[V] / [A]	300 / 10	300 / 10
AWG			22-12	22-12
General data				
Type of insulation material / insulation material group			PA / I	
Inflammability class in acc. with UL 94			V0	

PCB plug, Front screw connection, Pitch: 7.62 mm

FRONT-GMSTB 2,5/...-STF



Dimensions	[mm]
Length l	27.3
Height h	15



Ordering data

No. of pos.	Type	Order No.	Pcs./ Pkt.	Width w [mm]
2	FRONT-GMSTB 2,5/ 2-STF-7,62	1805987	50	25.86
3	FRONT-GMSTB 2,5/ 3-STF-7,62	1805990	50	33.48
4	FRONT-GMSTB 2,5/ 4-STF-7,62	1806009	50	41.1
5	FRONT-GMSTB 2,5/ 5-STF-7,62	1806038	50	48.72
6	FRONT-GMSTB 2,5/ 6-STF-7,62	1806041	50	56.34
7	FRONT-GMSTB 2,5/ 7-STF-7,62	1806054	50	63.96
8	FRONT-GMSTB 2,5/ 8-STF-7,62	1806067	50	71.58
9	FRONT-GMSTB 2,5/ 9-STF-7,62	1806070	50	79.2
10	FRONT-GMSTB 2,5/10-STF-7,62	1806083	50	86.82
11	FRONT-GMSTB 2,5/11-STF-7,62	1806096	50	94.44
12	FRONT-GMSTB 2,5/12-STF-7,62	1806106	50	102.06



Technical data

Connection system / type of contact		CLASSIC COMBICON / Female connector		
Locking		Screw flange		
Connection capacity				
Solid / stranded		[mm ²]	0.2 - 2.5 / 0.2 - 2.5	
Stranded with ferrules without plastic sleeve		[mm ²]	0.25 - 2.5	
Stranded with ferrules with plastic sleeve		[mm ²]	0.25 - 2.5	
2 conductors with same cross section solid / stranded		[mm ²]	0.2 - 1.5 / 0.2 - 1.5	
2 conductors with same cross section, stranded, with ferrule without plastic sleeve		[mm ²]	0.25 - 1	
2 conductors with same cross section, stranded, with TWIN ferrules with plastic sleeve		[mm ²]	0.5 - 1	
Conductor cross section AWG/kcmil			24 - 12	
Stripping length		[mm]	10	
Tightening torque		[Nm]	0.5 - 0.6	
Electrical parameters				
Rated current / conductor cross section		[A] / [mm ²]	12 / 2.5	
Surge voltage category/degree of pollution			III / 3	III / 2
Rated insulation voltage		[V]	400	630
Rated surge voltage		[kV]	6	6
Approval data (UL/CUL)				
Use Group			B	C
Nominal voltage/current		[V] / [A]	300 / 15	300 / 10
AWG			30-12	30-12
Approval data (CSA)				
Use Group			B	C
Nominal voltage/current		[V] / [A]	300 / 10	300 / 10
AWG			22-12	22-12
General data				
Type of insulation material / insulation material group			PA / I	
Inflammability class in acc. with UL 94			V0	

PCB connectors

Conductor cross section up to 2.5 mm² (AWG 14)

PCB plug, Push-in spring connection, Pitch: 5 mm

FKC 2,5/...-ST



Dimensions	[mm]
Length l	25.4
Height h	15



Ordering data

No. of pos.	Type	Order No.	Pcs./ Pkt.	Width w [mm]
2	FKC 2,5/ 2-ST	1910351	100	10.1
3	FKC 2,5/ 3-ST	1910364	100	15.1
4	FKC 2,5/ 4-ST	1910377	100	20.1
5	FKC 2,5/ 5-ST	1910380	100	25.1
6	FKC 2,5/ 6-ST	1910393	50	30.1
7	FKC 2,5/ 7-ST	1910403	50	35.1
8	FKC 2,5/ 8-ST	1910416	50	40.1
9	FKC 2,5/ 9-ST	1910429	50	45.1
10	FKC 2,5/10-ST	1910432	50	50.1
11	FKC 2,5/11-ST	1910445	50	55.1
12	FKC 2,5/12-ST	1910458	50	60.1
13	FKC 2,5/13-ST	1910461	50	65.1
14	FKC 2,5/14-ST	1910474	50	70.1
15	FKC 2,5/15-ST	1910487	50	75.1
16	FKC 2,5/16-ST	1910490	50	80.1
17	FKC 2,5/17-ST	1910500	50	85.1
18	FKC 2,5/18-ST	1910513	50	90.1

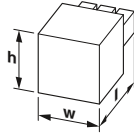


Technical data

Connection system / type of contact		CLASSIC COMBICON / Female connector		
Locking		without		
Connection capacity				
Solid / stranded	[mm ²]	0.2 - 2.5 / 0.2 - 2.5		
Stranded with ferrules without plastic sleeve	[mm ²]	0.25 - 2.5		
Stranded with ferrules with plastic sleeve	[mm ²]	0.25 - 2.5		
2 conductors with same cross section solid / stranded	[mm ²]	- / -		
2 conductors with same cross section, stranded, with ferrule without plastic sleeve	[mm ²]	-		
2 conductors with same cross section, stranded, with TWIN ferrules with plastic sleeve	[mm ²]	0.5 - 1.5		
Conductor cross section AWG/kcmil				
		24 - 12		
Stripping length	[mm]	10		
Tightening torque	[Nm]	-		
Electrical parameters				
Rated current / conductor cross section	[A] / [mm ²]	12 / 2.5		
Surge voltage category/degree of pollution				
Rated insulation voltage	[V]	III/3	III / 2	II / 2
Rated surge voltage	[kV]	250	320	630
Approval data (UL/CUL)				
Use Group		B	C	D
Nominal voltage/current	[V] / [A]	300 / 10	-	300 / 10
AWG		26-12	-	26-12
Approval data (CSA)				
Use Group		B	C	D
Nominal voltage/current	[V] / [A]	300 / 12	-	300 / 10
AWG		24-12	-	24-12
General data				
Type of insulation material / insulation material group		PA / I		
Inflammability class in acc. with UL 94		V0		

PCB plug, Push-in spring connection, Pitch: 5.08 mm

FKC 2,5/...-ST



Dimensions	[mm]
Length l	25.4
Height h	15



Ordering data

No. of pos.	Type	Order No.	Pcs./ Pkt.	Width w [mm]
2	FKC 2,5/ 2-ST-5,08	1873058	100	10.78
3	FKC 2,5/ 3-ST-5,08	1873061	100	15.86
4	FKC 2,5/ 4-ST-5,08	1873074	100	20.94
5	FKC 2,5/ 5-ST-5,08	1873087	100	26.02
6	FKC 2,5/ 6-ST-5,08	1873090	50	31.1
7	FKC 2,5/ 7-ST-5,08	1873100	50	36.18
8	FKC 2,5/ 8-ST-5,08	1873113	50	41.26
9	FKC 2,5/ 9-ST-5,08	1873126	50	46.34
10	FKC 2,5/10-ST-5,08	1873139	50	51.42
11	FKC 2,5/11-ST-5,08	1873142	50	56.5
12	FKC 2,5/12-ST-5,08	1873155	50	61.58
13	FKC 2,5/13-ST-5,08	1873168	50	66.66
14	FKC 2,5/14-ST-5,08	1873171	50	71.74
15	FKC 2,5/15-ST-5,08	1873184	50	76.82
16	FKC 2,5/16-ST-5,08	1873197	50	81.9
17	FKC 2,5/17-ST-5,08	1875904	50	86.98
18	FKC 2,5/18-ST-5,08	1875917	50	92.06
19	FKC 2,5/19-ST-5,08	1945038	50	97.14
20	FKC 2,5/20-ST-5,08	1945041	50	102.22



Technical data

Connection system / type of contact		CLASSIC COMBICON / Female connector		
Locking		without		
Connection capacity				
Solid / stranded	[mm ²]	0.2 - 2.5 / 0.2 - 2.5		
Stranded with ferrules without plastic sleeve	[mm ²]	0.25 - 2.5		
Stranded with ferrules with plastic sleeve	[mm ²]	0.25 - 2.5		
2 conductors with same cross section solid / stranded	[mm ²]	- / -		
2 conductors with same cross section, stranded, with ferrule without plastic sleeve	[mm ²]	-		
2 conductors with same cross section, stranded, with TWIN ferrules with plastic sleeve	[mm ²]	0.5 - 1.5		
Conductor cross section AWG/kcmil				
		24 - 12		
Stripping length	[mm]	10		
Tightening torque	[Nm]	-		
Electrical parameters				
Rated current / conductor cross section	[A] / [mm ²]	12 / 2.5		
Surge voltage category/degree of pollution				
Rated insulation voltage	[V]	III/3	III / 2	II / 2
Rated surge voltage	[kV]	320	320	630
Approval data (UL/CUL)				
Use Group		B	C	D
Nominal voltage/current	[V] / [A]	300 / 10	-	300 / 10
AWG		26-12	-	26-12
General data				
Type of insulation material / insulation material group		PA / I		
Inflammability class in acc. with UL 94		V0		

PCB plug, Push-in spring connection, Pitch: 5 mm

FKC 2,5/...-STF



Dimensions	[mm]
Length l	25.73
Height h	15



Ordering data

No. of pos.	Type	Order No.	Pcs./ Pkt.	Width w [mm]
2	FKC 2,5/ 2-STF	1910526	100	20.02
3	FKC 2,5/ 3-STF	1910539	100	25.02
4	FKC 2,5/ 4-STF	1910542	100	30.02
5	FKC 2,5/ 5-STF	1910555	100	35.02
6	FKC 2,5/ 6-STF	1910568	50	40.02
7	FKC 2,5/ 7-STF	1910571	50	45.02
8	FKC 2,5/ 8-STF	1910584	50	50.02
9	FKC 2,5/ 9-STF	1910597	50	55.02
10	FKC 2,5/10-STF	1910607	50	60.02
11	FKC 2,5/11-STF	1910610	50	65.02
12	FKC 2,5/12-STF	1910623	50	70.02
13	FKC 2,5/13-STF	1910636	50	75.02
14	FKC 2,5/14-STF	1910649	50	80.02
15	FKC 2,5/15-STF	1910652	50	85.02
16	FKC 2,5/16-STF	1910665	50	90.02

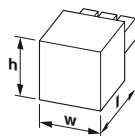


Technical data

Connection system / type of contact		CLASSIC COMBICON / Female connector		
Locking		Screw flange		
Connection capacity				
Solid / stranded	[mm ²]	0.2 - 2.5 / 0.2 - 2.5		
Stranded with ferrules without plastic sleeve	[mm ²]	0.25 - 2.5		
Stranded with ferrules with plastic sleeve	[mm ²]	0.25 - 2.5		
2 conductors with same cross section solid / stranded	[mm ²]	- / -		
2 conductors with same cross section, stranded, with ferrule without plastic sleeve	[mm ²]	-		
2 conductors with same cross section, stranded, with TWIN ferrules with plastic sleeve	[mm ²]	0.5 - 1.5		
Conductor cross section AWG/kcmil		24 - 12		
Stripping length	[mm]	10		
Tightening torque	[Nm]	-		
Electrical parameters				
Rated current / conductor cross section	[A] / [mm ²]	12 / 2.5		
Surge voltage category/degree of pollution		III / 3	III / 2	II / 2
Rated insulation voltage	[V]	250	320	630
Rated surge voltage	[kV]	4	4	4
Approval data (UL/CUL)				
Use Group		B	C	D
Nominal voltage/current	[V] / [A]	300 / 10	-	300 / 10
AWG		26-12	-	26-12
Approval data (CSA)				
Use Group		B	C	D
Nominal voltage/current	[V] / [A]	300 / 12	-	300 / 10
AWG		24-12	-	24-12
General data				
Type of insulation material / insulation material group		PA / I		
Inflammability class in acc. with UL 94		V0		

PCB plug, Push-in spring connection, Pitch: 5.08 mm

FKC 2,5/...-STF



Dimensions	[mm]
Length l	25.73
Height h	15



Ordering data

No. of pos.	Type	Order No.	Pcs./ Pkt.	Width w [mm]
2	FKC 2,5/ 2-STF-5.08	1873207	100	20.26
3	FKC 2,5/ 3-STF-5.08	1873210	100	25.34
4	FKC 2,5/ 4-STF-5.08	1873223	100	30.42
5	FKC 2,5/ 5-STF-5.08	1873236	100	35.5
6	FKC 2,5/ 6-STF-5.08	1873249	50	40.58
7	FKC 2,5/ 7-STF-5.08	1873252	50	45.66
8	FKC 2,5/ 8-STF-5.08	1873265	50	50.74
9	FKC 2,5/ 9-STF-5.08	1873278	50	55.82
10	FKC 2,5/10-STF-5.08	1873281	50	60.9
11	FKC 2,5/11-STF-5.08	1873294	50	65.98
12	FKC 2,5/12-STF-5.08	1873304	50	71.06
13	FKC 2,5/13-STF-5.08	1873317	50	76.14
14	FKC 2,5/14-STF-5.08	1873320	50	81.22
15	FKC 2,5/15-STF-5.08	1873333	50	86.3
16	FKC 2,5/16-STF-5.08	1873346	50	91.38
17	FKC 2,5/17-STF-5.08	1707939	50	96.46
18	FKC 2,5/18-STF-5.08	1707942	50	101.54
19	FKC 2,5/19-STF-5.08	1707955	50	106.62
20	FKC 2,5/20-STF-5.08	1707913	50	111.7
21	FKC 2,5/21-STF-5.08	1714472	50	116.78
22	FKC 2,5/22-STF-5.08	1707926	50	121.86
23	FKC 2,5/23-STF-5.08	1714485	50	126.94
24	FKC 2,5/24-STF-5.08	1714498	50	132.02



Technical data

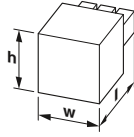
Connection system / type of contact		CLASSIC COMBICON / Female connector		
Locking		Screw flange		
Connection capacity				
Solid / stranded	[mm ²]	0.2 - 2.5 / 0.2 - 2.5		
Stranded with ferrules without plastic sleeve	[mm ²]	0.25 - 2.5		
Stranded with ferrules with plastic sleeve	[mm ²]	0.25 - 2.5		
2 conductors with same cross section solid / stranded	[mm ²]	- / -		
2 conductors with same cross section, stranded, with ferrule without plastic sleeve	[mm ²]	-		
2 conductors with same cross section, stranded, with TWIN ferrules with plastic sleeve	[mm ²]	0.5 - 1.5		
Conductor cross section AWG/kcmil		24 - 12		
Stripping length	[mm]	10		
Tightening torque	[Nm]	-		
Electrical parameters				
Rated current / conductor cross section	[A] / [mm ²]	12 / 2.5		
Surge voltage category/degree of pollution		III / 3	III / 2	II / 2
Rated insulation voltage	[V]	320	320	630
Rated surge voltage	[kV]	4	4	4
Approval data (UL/CUL)				
Use Group		B	C	D
Nominal voltage/current	[V] / [A]	300 / 10	-	300 / 10
AWG		26-12	-	26-12
General data				
Type of insulation material / insulation material group		PA / I		
Inflammability class in acc. with UL 94		V0		

PCB connectors

Conductor cross section up to 2.5 mm² (AWG 14)

PCB plug, Push-in spring connection, Pitch: 5.08 mm

FKC 2,5/...-STF-EX



Dimensions	[mm]
Length l	25.7
Height h	15

ERC

Ex: EAC Ex

Ordering data

No. of pos.	Type	Order No.	Pcs./ Pkt.	Width w [mm]
2	FKC 2,5/ 2-STF-5,08 EX	1795996	50	20.26
3	FKC 2,5/ 3-STF-5,08 EX	1796005	50	25.34
4	FKC 2,5/ 4-STF-5,08 EX	1796018	50	30.42
5	FKC 2,5/ 5-STF-5,08 EX	1796021	50	35.5
6	FKC 2,5/ 6-STF-5,08 EX	1796034	50	40.58
7	FKC 2,5/ 7-STF-5,08 EX	1796047	50	45.66
8	FKC 2,5/ 8-STF-5,08 EX	1796050	50	50.74
9	FKC 2,5/ 9-STF-5,08 EX	1796063	50	55.82
10	FKC 2,5/10-STF-5,08 EX	1796076	50	60.9
11	FKC 2,5/11-STF-5,08 EX	1796089	50	65.98
12	FKC 2,5/12-STF-5,08 EX	1796092	50	71.06

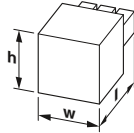


Technical data

Connection system / type of contact	CLASSIC COMBICON (EX) / Female connector	
Locking	Screw flange	
Ex marking	0344 Ex II 2GD Ex e IIC Gb	
Examination certificate	KEMA 10ATEX0196 U	
IECEx certificate	IECEx KEM 10.0093U	
Connection capacity		
Solid / stranded	[mm ²]	0.2 - 2.5 / 0.2 - 2.5
Solid / stranded	AWG	- / 24 - 12
Stripping length	[mm]	10
Tightening torque clamping space	[Nm]	-
Electrical parameters		
Rated current / conductor cross section	[A] / [mm ²]	12 / 2.5
Rated voltage	[V]	176
General data		
Type of insulation material / insulation material group	PA / I	
Inflammability class in acc. with UL 94	V0	

PCB plug, Push-in spring connection, Pitch: 5 mm

FKC 2,5/...-ST-RF



Dimensions	[mm]
Length l	25.1
Height h	15

UL US ERC CB

Ordering data

No. of pos.	Type	Order No.	Pcs./ Pkt.	Width w [mm]
2	FKC 2,5/ 2-ST-RF	1947052	100	22.9
3	FKC 2,5/ 3-ST-RF	1947065	100	27.9
4	FKC 2,5/ 4-ST-RF	1947078	100	32.9
5	FKC 2,5/ 5-ST-RF	1947081	100	37.9
6	FKC 2,5/ 6-ST-RF	1947094	50	42.9
7	FKC 2,5/ 7-ST-RF	1947104	50	47.9
8	FKC 2,5/ 8-ST-RF	1947117	50	52.9
9	FKC 2,5/ 9-ST-RF	1947120	50	57.9
10	FKC 2,5/10-ST-RF	1947133	50	62.9
11	FKC 2,5/11-ST-RF	1947146	50	67.9
12	FKC 2,5/12-ST-RF	1947159	50	72.9
13	FKC 2,5/13-ST-RF	1947162	50	77.9
14	FKC 2,5/14-ST-RF	1947175	50	82.9
15	FKC 2,5/15-ST-RF	1947188	50	87.9
16	FKC 2,5/16-ST-RF	1947191	50	92.9
17	FKC 2,5/17-ST-RF	1947201	50	97.9
18	FKC 2,5/18-ST-RF	1947214	50	102.9



Technical data

Connection system / type of contact	CLASSIC COMBICON / Female connector		
Locking	Self-locking flange		
Connection capacity			
Solid / stranded	[mm ²]	0.2 - 2.5 / 0.2 - 2.5	
Stranded with ferrules without plastic sleeve	[mm ²]	0.25 - 2.5	
Stranded with ferrules with plastic sleeve	[mm ²]	0.25 - 2.5	
2 conductors with same cross section solid / stranded	[mm ²]	- / -	
2 conductors with same cross section, stranded, with ferrule without plastic sleeve	[mm ²]	-	
2 conductors with same cross section, stranded, with TWIN ferrules with plastic sleeve	[mm ²]	0.5 - 1.5	
Conductor cross section AWG/kcmil		24 - 12	
Stripping length	[mm]	10	
Tightening torque	[Nm]	-	
Electrical parameters			
Rated current / conductor cross section	[A] / [mm ²]	12 / 2.5	
Surge voltage category/degree of pollution		III/3	III / 2 II / 2
Rated insulation voltage	[V]	250	320 630
Rated surge voltage	[kV]	4	4 4
Approval data (UL/CUL)			
Use Group		B	C D
Nominal voltage/current	[V] / [A]	300 / 10	- 300 / 10
AWG		26-12	- 26-12
General data			
Type of insulation material / insulation material group	PA / I		
Inflammability class in acc. with UL 94	V0		

PCB plug, Push-in spring connection, Pitch: 5.08 mm

FKC 2,5/...-ST-RF



Dimensions	[mm]
Length l	25.73
Height h	15



Ordering data

No. of pos.	Type	Order No.	Pcs./ Pkt.	Width w [mm]
2	FKC 2,5/ 2-ST-5,08-RF	1925692	100	23.58
3	FKC 2,5/ 3-ST-5,08-RF	1925702	100	28.66
4	FKC 2,5/ 4-ST-5,08-RF	1925715	100	33.74
5	FKC 2,5/ 5-ST-5,08-RF	1925728	100	38.82
6	FKC 2,5/ 6-ST-5,08-RF	1925731	50	43.9
7	FKC 2,5/ 7-ST-5,08-RF	1925744	50	48.98
8	FKC 2,5/ 8-ST-5,08-RF	1925757	50	54.06
9	FKC 2,5/ 9-ST-5,08-RF	1925760	50	59.14
10	FKC 2,5/10-ST-5,08-RF	1925773	50	64.22
11	FKC 2,5/11-ST-5,08-RF	1925786	50	69.3
12	FKC 2,5/12-ST-5,08-RF	1925799	50	74.38
13	FKC 2,5/13-ST-5,08-RF	1925809	50	79.46
14	FKC 2,5/14-ST-5,08-RF	1925812	50	84.54
15	FKC 2,5/15-ST-5,08-RF	1925825	50	89.62
16	FKC 2,5/16-ST-5,08-RF	1925838	50	94.7
17	FKC 2,5/17-ST-5,08-RF	1925841	50	99.78
18	FKC 2,5/18-ST-5,08-RF	1925854	50	104.86

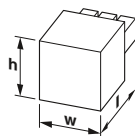


Technical data

Connection system / type of contact		CLASSIC COMBICON / Female connector		
Locking		Self-locking flange		
Connection capacity				
Solid / stranded	[mm ²]	0.2 - 2.5 / 0.2 - 2.5		
Stranded with ferrules without plastic sleeve	[mm ²]	0.25 - 2.5		
Stranded with ferrules with plastic sleeve	[mm ²]	0.25 - 2.5		
2 conductors with same cross section solid / stranded	[mm ²]	- / -		
2 conductors with same cross section, stranded, with ferrule without plastic sleeve	[mm ²]	-		
2 conductors with same cross section, stranded, with TWIN ferrules with plastic sleeve	[mm ²]	0.5 - 1.5		
Conductor cross section AWG/kcmil		24 - 12		
Stripping length	[mm]	10		
Tightening torque	[Nm]	-		
Electrical parameters				
Rated current / conductor cross section	[A] / [mm ²]	12 / 2.5		
Surge voltage category/degree of pollution		III / 3	III / 2	II / 2
Rated insulation voltage	[V]	320	320	630
Rated surge voltage	[kV]	4	4	4
Approval data (UL/CUL)				
Use Group		B	C	D
Nominal voltage/current	[V] / [A]	300 / 10	-	300 / 10
AWG		26-12	-	26-12
General data				
Type of insulation material / insulation material group		PA / I		
Inflammability class in acc. with UL 94		V0		

PCB plug, Push-in spring connection, Pitch: 5.08 mm

FKC 2,5/...-ST-RF-EX



Dimensions	[mm]
Length l	25.73
Height h	15



Ordering data

No. of pos.	Type	Order No.	Pcs./ Pkt.	Width w [mm]
2	FKC 2,5/ 2-ST-5,08-RF EX	1796102	50	23.8
3	FKC 2,5/ 3-ST-5,08-RF EX	1796115	50	28.16
4	FKC 2,5/ 4-ST-5,08-RF EX	1796128	50	33.24
5	FKC 2,5/ 5-ST-5,08-RF EX	1796131	50	38.32
6	FKC 2,5/ 6-ST-5,08-RF EX	1796144	50	43.4
7	FKC 2,5/ 7-ST-5,08-RF EX	1796157	50	48.48
8	FKC 2,5/ 8-ST-5,08-RF EX	1796160	50	53.56
9	FKC 2,5/ 9-ST-5,08-RF EX	1796173	50	58.64
10	FKC 2,5/10-ST-5,08-RF EX	1796186	50	63.72
11	FKC 2,5/11-ST-5,08-RF EX	1796199	50	68.8
12	FKC 2,5/12-ST-5,08-RF EX	1796209	50	73.88



Technical data

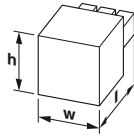
Connection system / type of contact		CLASSIC COMBICON (EX) / Female connector		
Locking		Self-locking flange		
Ex marking		0344 Ex II 2GD Ex e IIC Gb		
Examination certificate		KEMA 10ATEX0196 U		
IECEx certificate		IECEx KEM 10.0093U		
Connection capacity				
Solid / stranded	[mm ²]	0.2 - 2.5 / 0.2 - 2.5		
Solid / stranded	AWG	- / 24 - 12		
Stripping length	[mm]	10		
Tightening torque clamping space	[Nm]	-		
Electrical parameters				
Rated current / conductor cross section	[A] / [mm ²]	12 / 2.5		
Rated voltage	[V]	176		
General data				
Type of insulation material / insulation material group		PA / I		
Inflammability class in acc. with UL 94		V0		

PCB connectors

Conductor cross section up to 2.5 mm² (AWG 14)

PCB plug, Push-in spring connection, Pitch: 5 mm

FKCS 2,5/...-ST



Dimensions	[mm]
Length l	25.23
Height h	15



Ordering data

No. of pos.	Type	Order No.	Pcs./ Pkt.	Width w [mm]
2	FKCS 2,5/ 2-ST	1974737	50	10.1
3	FKCS 2,5/ 3-ST	1974740	50	15.1
4	FKCS 2,5/ 4-ST	1974753	50	20.1
5	FKCS 2,5/ 5-ST	1974766	50	25.1
6	FKCS 2,5/ 6-ST	1974779	50	30.1
7	FKCS 2,5/ 7-ST	1974782	50	35.1
8	FKCS 2,5/ 8-ST	1974795	50	40.1
9	FKCS 2,5/ 9-ST	1974805	50	45.1
10	FKCS 2,5/10-ST	1974818	50	50.1
11	FKCS 2,5/11-ST	1974821	50	55.1
12	FKCS 2,5/12-ST	1974834	50	60.1
13	FKCS 2,5/13-ST	1974847	50	65.1
14	FKCS 2,5/14-ST	1974850	50	70.1
15	FKCS 2,5/15-ST	1974863	50	75.1
16	FKCS 2,5/16-ST	1974876	50	80.1
17	FKCS 2,5/17-ST	1974889	50	85.1
18	FKCS 2,5/18-ST	1974892	50	90.1

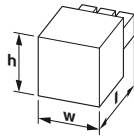



Technical data

Connection system / type of contact		CLASSIC COMBICON / Female connector		
Locking		without		
Connection capacity				
Solid / stranded	[mm ²]	0.2 - 2.5 / 0.2 - 2.5		
Stranded with ferrules without plastic sleeve	[mm ²]	0.25 - 2.5		
Stranded with ferrules with plastic sleeve	[mm ²]	0.25 - 2.5		
2 conductors with same cross section solid / stranded	[mm ²]	- / -		
2 conductors with same cross section, stranded, with ferrule without plastic sleeve	[mm ²]	-		
2 conductors with same cross section, stranded, with TWIN ferrules with plastic sleeve	[mm ²]	0.5 - 1.5		
Conductor cross section AWG/kcmil				
		24 - 12		
Stripping length	[mm]	10		
Tightening torque	[Nm]	-		
Electrical parameters				
Rated current / conductor cross section	[A] / [mm ²]	12 / 2.5		
Surge voltage category/degree of pollution		III/3	III/2	II/2
Rated insulation voltage	[V]	250	320	630
Rated surge voltage	[kV]	4	4	4
Approval data (UL/CUL)				
Use Group		B	C	D
Nominal voltage/current	[V] / [A]	300 / 10	-	300 / 10
AWG		26-12	-	26-12
General data				
Type of insulation material / insulation material group		PA / I		
Inflammability class in acc. with UL 94		V0		

PCB plug, Push-in spring connection, Pitch: 5.08 mm

FKCS 2,5/...-ST



Dimensions	[mm]
Length l	25.23
Height h	15



Ordering data

No. of pos.	Type	Order No.	Pcs./ Pkt.	Width w [mm]
2	FKCS 2,5/ 2-ST-5,08	1975079	50	10.78
3	FKCS 2,5/ 3-ST-5,08	1975082	50	15.86
4	FKCS 2,5/ 4-ST-5,08	1975095	50	20.94
5	FKCS 2,5/ 5-ST-5,08	1975105	50	26.02
6	FKCS 2,5/ 6-ST-5,08	1975118	50	31.1
7	FKCS 2,5/ 7-ST-5,08	1975121	50	36.18
8	FKCS 2,5/ 8-ST-5,08	1975134	50	41.26
9	FKCS 2,5/ 9-ST-5,08	1975147	50	46.34
10	FKCS 2,5/10-ST-5,08	1975150	50	51.42
11	FKCS 2,5/11-ST-5,08	1975163	50	56.5
12	FKCS 2,5/12-ST-5,08	1975176	50	61.58
13	FKCS 2,5/13-ST-5,08	1975189	50	66.66
14	FKCS 2,5/14-ST-5,08	1975192	50	71.74
15	FKCS 2,5/15-ST-5,08	1975202	50	76.82
16	FKCS 2,5/16-ST-5,08	1975215	50	81.9
17	FKCS 2,5/17-ST-5,08	1975228	50	86.98
18	FKCS 2,5/18-ST-5,08	1975231	50	92.06
19	FKCS 2,5/19-ST-5,08	1975244	50	97.14
20	FKCS 2,5/20-ST-5,08	1975257	50	102.22

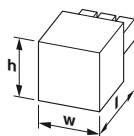


Technical data

Connection system / type of contact		CLASSIC COMBICON / Female connector		
Locking		without		
Connection capacity				
Solid / stranded	[mm ²]	0.2 - 2.5 / 0.2 - 2.5		
Stranded with ferrules without plastic sleeve	[mm ²]	0.25 - 2.5		
Stranded with ferrules with plastic sleeve	[mm ²]	0.25 - 2.5		
2 conductors with same cross section solid / stranded	[mm ²]	- / -		
2 conductors with same cross section, stranded, with ferrule without plastic sleeve	[mm ²]	-		
2 conductors with same cross section, stranded, with TWIN ferrules with plastic sleeve	[mm ²]	0.5 - 1.5		
Conductor cross section AWG/kcmil				
		24 - 12		
Stripping length	[mm]	10		
Tightening torque	[Nm]	-		
Electrical parameters				
Rated current / conductor cross section	[A] / [mm ²]	12 / 2.5		
Surge voltage category/degree of pollution		III/3	III/2	II/2
Rated insulation voltage	[V]	320	320	630
Rated surge voltage	[kV]	4	4	4
Approval data (UL/CUL)				
Use Group		B	C	D
Nominal voltage/current	[V] / [A]	300 / 10	-	300 / 10
AWG		26-12	-	26-12
General data				
Type of insulation material / insulation material group		PA / I		
Inflammability class in acc. with UL 94		V0		

PCB plug, Push-in spring connection, Pitch: 5 mm

FKCS 2,5/...-STF



Dimensions	[mm]
Length l	25.2
Height h	15



Ordering data

No. of pos.	Type	Order No.	Pcs./ Pkt.	Width w [mm]
2	FKCS 2,5/ 2-STF	1974928	50	20.02
3	FKCS 2,5/ 3-STF	1974931	50	25.02
4	FKCS 2,5/ 4-STF	1974944	50	30.02
5	FKCS 2,5/ 5-STF	1974957	50	35.02
6	FKCS 2,5/ 6-STF	1974960	50	40.02
7	FKCS 2,5/ 7-STF	1974973	50	45.02
8	FKCS 2,5/ 8-STF	1974986	50	50.02
9	FKCS 2,5/ 9-STF	1974999	50	55.02
10	FKCS 2,5/10-STF	1975008	50	60.02
11	FKCS 2,5/11-STF	1975011	50	65.02
12	FKCS 2,5/12-STF	1975024	50	70.02
13	FKCS 2,5/13-STF	1975037	50	75.02
14	FKCS 2,5/14-STF	1975040	50	80.02
15	FKCS 2,5/15-STF	1975053	50	85.02
16	FKCS 2,5/16-STF	1975066	50	90.02

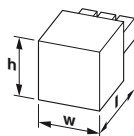


Technical data

Connection system / type of contact		CLASSIC COMBICON / Female connector		
Locking		Screw flange		
Connection capacity				
Solid / stranded	[mm ²]	0.2 - 2.5 / 0.2 - 2.5		
Stranded with ferrules without plastic sleeve	[mm ²]	0.25 - 2.5		
Stranded with ferrules with plastic sleeve	[mm ²]	0.25 - 2.5		
2 conductors with same cross section solid / stranded	[mm ²]	- / -		
2 conductors with same cross section, stranded, with ferrule without plastic sleeve	[mm ²]	-		
2 conductors with same cross section, stranded, with TWIN ferrules with plastic sleeve	[mm ²]	0.5 - 1.5		
Conductor cross section AWG/kcmil		24 - 12		
Stripping length	[mm]	10		
Tightening torque	[Nm]	-		
Electrical parameters				
Rated current / conductor cross section	[A] / [mm ²]	12 / 2.5		
Surge voltage category/degree of pollution		III/3	III / 2	II / 2
Rated insulation voltage	[V]	250	320	630
Rated surge voltage	[kV]	4	4	4
Approval data (UL/CUL)				
Use Group		B	C	D
Nominal voltage/current	[V] / [A]	300 / 10	-	300 / 10
AWG		26-12	-	26-12
General data				
Type of insulation material / insulation material group		PA / I		
Inflammability class in acc. with UL 94		V0		

PCB plug, Push-in spring connection, Pitch: 5.08 mm

FKCS 2,5/...-STF



Dimensions	[mm]
Length l	25.2
Height h	15



Ordering data

No. of pos.	Type	Order No.	Pcs./ Pkt.	Width w [mm]
2	FKCS 2,5/ 2-STF-5,08	1975260	50	20.26
3	FKCS 2,5/ 3-STF-5,08	1975273	50	25.34
4	FKCS 2,5/ 4-STF-5,08	1975286	50	30.42
5	FKCS 2,5/ 5-STF-5,08	1975299	50	35.5
6	FKCS 2,5/ 6-STF-5,08	1975309	50	40.58
7	FKCS 2,5/ 7-STF-5,08	1975312	50	45.66
8	FKCS 2,5/ 8-STF-5,08	1975325	50	50.74
9	FKCS 2,5/ 9-STF-5,08	1975338	50	55.82
10	FKCS 2,5/10-STF-5,08	1975341	50	60.9
11	FKCS 2,5/11-STF-5,08	1975354	50	65.98
12	FKCS 2,5/12-STF-5,08	1975367	50	71.06
13	FKCS 2,5/13-STF-5,08	1975370	50	76.14
14	FKCS 2,5/14-STF-5,08	1975383	50	81.22
15	FKCS 2,5/15-STF-5,08	1975396	50	86.3
16	FKCS 2,5/16-STF-5,08	1975406	50	91.38



Technical data

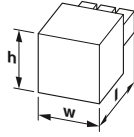
Connection system / type of contact		CLASSIC COMBICON / Female connector		
Locking		Screw flange		
Connection capacity				
Solid / stranded	[mm ²]	0.2 - 2.5 / 0.2 - 2.5		
Stranded with ferrules without plastic sleeve	[mm ²]	0.25 - 2.5		
Stranded with ferrules with plastic sleeve	[mm ²]	0.25 - 2.5		
2 conductors with same cross section solid / stranded	[mm ²]	- / -		
2 conductors with same cross section, stranded, with ferrule without plastic sleeve	[mm ²]	-		
2 conductors with same cross section, stranded, with TWIN ferrules with plastic sleeve	[mm ²]	0.5 - 1.5		
Conductor cross section AWG/kcmil		24 - 12		
Stripping length	[mm]	10		
Tightening torque	[Nm]	-		
Electrical parameters				
Rated current / conductor cross section	[A] / [mm ²]	12 / 2.5		
Surge voltage category/degree of pollution		III/3	III / 2	II / 2
Rated insulation voltage	[V]	320	320	630
Rated surge voltage	[kV]	4	4	4
Approval data (UL/CUL)				
Use Group		B	C	D
Nominal voltage/current	[V] / [A]	300 / 10	-	300 / 10
AWG		26-12	-	26-12
General data				
Type of insulation material / insulation material group		PA / I		
Inflammability class in acc. with UL 94		V0		

PCB connectors

Conductor cross section up to 2.5 mm² (AWG 14)

PCB plug, Push-in spring connection, Pitch: 5.08 mm

FKCS 2,5/..-ST-RF



Dimensions	[mm]
Length l	25.1
Height h	15



Ordering data

No. of pos.	Type	Order No.	Pcs./ Pkt.	Width w [mm]
2	FKCS 2,5/ 2-ST-5,08-RF	1808569	50	23.58
3	FKCS 2,5/ 3-ST-5,08-RF	1808572	50	28.66
4	FKCS 2,5/ 4-ST-5,08-RF	1808585	50	33.74
5	FKCS 2,5/ 5-ST-5,08-RF	1808598	50	38.82
6	FKCS 2,5/ 6-ST-5,08-RF	1808608	50	43.9
7	FKCS 2,5/ 7-ST-5,08-RF	1808611	50	48.98
8	FKCS 2,5/ 8-ST-5,08-RF	1808624	50	54.06
9	FKCS 2,5/ 9-ST-5,08-RF	1808637	50	59.14
10	FKCS 2,5/10-ST-5,08-RF	1808640	50	64.22
11	FKCS 2,5/11-ST-5,08-RF	1808653	50	69.3
12	FKCS 2,5/12-ST-5,08-RF	1808666	50	74.38
13	FKCS 2,5/13-ST-5,08-RF	1808679	50	79.46
14	FKCS 2,5/14-ST-5,08-RF	1808682	50	84.54
15	FKCS 2,5/15-ST-5,08-RF	1808695	50	89.62
16	FKCS 2,5/16-ST-5,08-RF	1808705	50	94.7

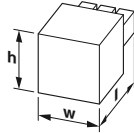


Technical data

Connection system / type of contact		CLASSIC COMBICON / Female connector		
Locking		Self-locking flange		
Connection capacity				
Solid / stranded	[mm ²]	0.2 - 2.5 / 0.2 - 2.5		
Stranded with ferrules without plastic sleeve	[mm ²]	0.25 - 2.5		
Stranded with ferrules with plastic sleeve	[mm ²]	0.25 - 2.5		
2 conductors with same cross section solid / stranded	[mm ²]	- / -		
2 conductors with same cross section, stranded, with ferrule without plastic sleeve	[mm ²]	-		
2 conductors with same cross section, stranded, with TWIN ferrules with plastic sleeve	[mm ²]	0.5 - 1		
Conductor cross section AWG/kcmil		24 - 12		
Stripping length		[mm]	10	
Tightening torque		[Nm]	-	
Electrical parameters				
Rated current / conductor cross section		[A] / [mm ²]	12 / 2.5	
Surge voltage category/degree of pollution			III / 3	II / 2
Rated insulation voltage		[V]	320	630
Rated surge voltage		[kV]	4	4
Approval data (UL/CUL)				
Use Group		B	C	D
Nominal voltage/current		[V] / [A]	300 / 10	300 / 10
AWG			26-12	26-12
General data				
Type of insulation material / insulation material group		PA / I		
Inflammability class in acc. with UL 94		V0		

PCB plug, Push-in spring connection, Pitch: 5 mm

FKCT 2,5/..-ST



Dimensions	[mm]
Length l	25.6
Height h	15



Ordering data

No. of pos.	Type	Order No.	Pcs./ Pkt.	Width w [mm]
2	FKCT 2,5/ 2-ST	1909210	100	10.1
3	FKCT 2,5/ 3-ST	1909223	100	15.1
4	FKCT 2,5/ 4-ST	1909236	100	20.1
5	FKCT 2,5/ 5-ST	1909249	100	25.1
6	FKCT 2,5/ 6-ST	1909252	50	30.1
7	FKCT 2,5/ 7-ST	1909265	50	35.1
8	FKCT 2,5/ 8-ST	1909278	50	40.1
9	FKCT 2,5/ 9-ST	1909281	50	45.1
10	FKCT 2,5/10-ST	1909294	50	50.1
11	FKCT 2,5/11-ST	1909304	50	55.1
12	FKCT 2,5/12-ST	1909317	50	60.1
13	FKCT 2,5/13-ST	1909320	50	65.1
14	FKCT 2,5/14-ST	1909333	50	70.1
15	FKCT 2,5/15-ST	1909346	50	75.1
16	FKCT 2,5/16-ST	1909359	50	80.1
17	FKCT 2,5/17-ST	1909362	50	85.1
18	FKCT 2,5/18-ST	1909375	50	90.1
19	FKCT 2,5/19-ST	1909388	50	95.1
20	FKCT 2,5/20-ST	1909391	50	100.1



Technical data

Connection system / type of contact		CLASSIC COMBICON / Female connector		
Locking		without		
Connection capacity				
Solid / stranded	[mm ²]	0.2 - 2.5 / 0.2 - 2.5		
Stranded with ferrules without plastic sleeve	[mm ²]	0.25 - 2.5		
Stranded with ferrules with plastic sleeve	[mm ²]	0.25 - 2.5		
2 conductors with same cross section solid / stranded	[mm ²]	- / -		
2 conductors with same cross section, stranded, with ferrule without plastic sleeve	[mm ²]	-		
2 conductors with same cross section, stranded, with TWIN ferrules with plastic sleeve	[mm ²]	0.5 - 1.5		
Conductor cross section AWG/kcmil		24 - 12		
Stripping length		[mm]	10	
Tightening torque		[Nm]	-	
Electrical parameters				
Rated current / conductor cross section		[A] / [mm ²]	12 / 2.5	
Surge voltage category/degree of pollution			III / 3	II / 2
Rated insulation voltage		[V]	320	630
Rated surge voltage		[kV]	4	4
Approval data (UL/CUL)				
Use Group		B	C	D
Nominal voltage/current		[V] / [A]	300 / 10	300 / 10
AWG			26-12	26-12
Approval data (CSA)				
Use Group		B	C	D
Nominal voltage/current		[V] / [A]	300 / 12	300 / 10
AWG			24-12	24-12
General data				
Type of insulation material / insulation material group		PA / I		
Inflammability class in acc. with UL 94		V0		

PCB plug, Push-in spring connection, Pitch: 5.08 mm

FKCT 2,5/...-ST



Dimensions	[mm]
Length l	25.6
Height h	15



Ordering data

No. of pos.	Type	Order No.	Pcs./ Pkt.	Width w [mm]
2	FKCT 2,5/ 2-ST-5,08	1902110	100	10.26
3	FKCT 2,5/ 3-ST-5,08	1902123	100	15.34
4	FKCT 2,5/ 4-ST-5,08	1902136	100	20.42
5	FKCT 2,5/ 5-ST-5,08	1902149	100	25.5
6	FKCT 2,5/ 6-ST-5,08	1902152	50	30.58
7	FKCT 2,5/ 7-ST-5,08	1902165	50	35.66
8	FKCT 2,5/ 8-ST-5,08	1902178	50	40.74
9	FKCT 2,5/ 9-ST-5,08	1902181	50	45.82
10	FKCT 2,5/10-ST-5,08	1902194	50	50.9
11	FKCT 2,5/11-ST-5,08	1902204	50	55.98
12	FKCT 2,5/12-ST-5,08	1902217	50	61.06
13	FKCT 2,5/13-ST-5,08	1902220	50	66.14
14	FKCT 2,5/14-ST-5,08	1902233	50	71.22
15	FKCT 2,5/15-ST-5,08	1902246	50	76.3
16	FKCT 2,5/16-ST-5,08	1902259	50	81.38
17	FKCT 2,5/17-ST-5,08	1902262	50	86.46
18	FKCT 2,5/18-ST-5,08	1902275	50	91.54
19	FKCT 2,5/19-ST-5,08	1902288	50	96.62
20	FKCT 2,5/20-ST-5,08	1902291	50	101.7

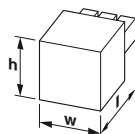



Technical data

Connection system / type of contact	CLASSIC COMBICON / Female connector		
Locking	without		
Connection capacity			
Solid / stranded	[mm ²]	0.2 - 2.5 / 0.2 - 2.5	
Stranded with ferrules without plastic sleeve	[mm ²]	0.25 - 2.5	
Stranded with ferrules with plastic sleeve	[mm ²]	0.25 - 2.5	
2 conductors with same cross section solid / stranded	[mm ²]	- / -	
2 conductors with same cross section, stranded, with ferrule without plastic sleeve	[mm ²]	-	
2 conductors with same cross section, stranded, with TWIN ferrules with plastic sleeve	[mm ²]	0.5 - 1.5	
Conductor cross section AWG/kcmil		24 - 12	
Stripping length	[mm]	10	
Tightening torque	[Nm]	-	
Electrical parameters			
Rated current / conductor cross section	[A] / [mm ²]	12 / 2.5	
Surge voltage category/degree of pollution		III / 3	III / 2
Rated insulation voltage	[V]	320	320
Rated surge voltage	[kV]	4	4
Approval data (UL/CUL)			
Use Group		B	C
Nominal voltage/current	[V] / [A]	300 / 10	300 / 10
AWG		26-12	26-12
General data			
Type of insulation material / insulation material group	PA / I		
Inflammability class in acc. with UL 94	V0		

PCB plug, Push-in spring connection, Pitch: 5 mm

FKCT 2,5/...-STF



Dimensions	[mm]
Length l	25.73
Height h	15



Ordering data

No. of pos.	Type	Order No.	Pcs./ Pkt.	Width w [mm]
2	FKCT 2,5/ 2-STF	1909401	50	19.72
3	FKCT 2,5/ 3-STF	1909414	50	24.71
4	FKCT 2,5/ 4-STF	1909427	50	29.72
5	FKCT 2,5/ 5-STF	1909430	50	34.72
6	FKCT 2,5/ 6-STF	1909443	50	39.72
7	FKCT 2,5/ 7-STF	1909456	50	44.72
8	FKCT 2,5/ 8-STF	1909469	50	49.72
9	FKCT 2,5/ 9-STF	1909472	50	54.72
10	FKCT 2,5/10-STF	1909485	50	59.72
12	FKCT 2,5/11-STF	1909498	50	64.72
11	FKCT 2,5/12-STF	1909508	50	69.72
13	FKCT 2,5/13-STF	1909511	50	74.72
14	FKCT 2,5/14-STF	1909524	50	79.72
15	FKCT 2,5/15-STF	1909537	50	84.72
16	FKCT 2,5/16-STF	1909540	50	89.72
17	FKCT 2,5/17-STF	1909553	50	94.72
18	FKCT 2,5/18-STF	1909566	50	99.72



Technical data

Connection system / type of contact	CLASSIC COMBICON / Female connector		
Locking	Screw flange		
Connection capacity			
Solid / stranded	[mm ²]	0.2 - 2.5 / 0.2 - 2.5	
Stranded with ferrules without plastic sleeve	[mm ²]	0.25 - 2.5	
Stranded with ferrules with plastic sleeve	[mm ²]	0.25 - 2.5	
2 conductors with same cross section solid / stranded	[mm ²]	- / -	
2 conductors with same cross section, stranded, with ferrule without plastic sleeve	[mm ²]	-	
2 conductors with same cross section, stranded, with TWIN ferrules with plastic sleeve	[mm ²]	0.5 - 1.5	
Conductor cross section AWG/kcmil		24 - 12	
Stripping length	[mm]	10	
Tightening torque	[Nm]	-	
Electrical parameters			
Rated current / conductor cross section	[A] / [mm ²]	12 / 2.5	
Surge voltage category/degree of pollution		III / 3	III / 2
Rated insulation voltage	[V]	320	320
Rated surge voltage	[kV]	4	4
Approval data (UL/CUL)			
Use Group		B	C
Nominal voltage/current	[V] / [A]	300 / 10	300 / 10
AWG		26-12	26-12
Approval data (CSA)			
Use Group		B	C
Nominal voltage/current	[V] / [A]	300 / 12	300 / 10
AWG		24-12	24-12
General data			
Type of insulation material / insulation material group	PA / I		
Inflammability class in acc. with UL 94	V0		

PCB connectors

Conductor cross section up to 2.5 mm² (AWG 14)

PCB plug, Push-in spring connection, Pitch: 5.08 mm

FKCT 2,5/...STF



Dimensions	[mm]
Length l	25.2
Height h	15



Ordering data

No. of pos.	Type	Order No.	Pcs./ Pkt.	Width w [mm]
2	FKCT 2,5/ 2-STF-5,08	1902301	50	20.26
3	FKCT 2,5/ 3-STF-5,08	1902314	50	25.34
4	FKCT 2,5/ 4-STF-5,08	1902327	50	30.42
5	FKCT 2,5/ 5-STF-5,08	1902330	50	35.5
6	FKCT 2,5/ 6-STF-5,08	1902343	50	40.58
7	FKCT 2,5/ 7-STF-5,08	1902356	50	45.66
8	FKCT 2,5/ 8-STF-5,08	1902369	50	50.74
9	FKCT 2,5/ 9-STF-5,08	1902372	50	55.82
10	FKCT 2,5/10-STF-5,08	1902385	50	60.9
11	FKCT 2,5/11-STF-5,08	1902398	50	65.98
12	FKCT 2,5/12-STF-5,08	1902408	50	71.06
13	FKCT 2,5/13-STF-5,08	1902411	50	76.14
14	FKCT 2,5/14-STF-5,08	1902424	50	81.22
15	FKCT 2,5/15-STF-5,08	1902437	50	86.3
16	FKCT 2,5/16-STF-5,08	1902440	50	91.38
17	FKCT 2,5/17-STF-5,08	1902453	50	96.46
18	FKCT 2,5/18-STF-5,08	1902466	50	101.54

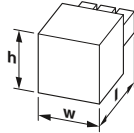



Technical data

Connection system / type of contact	CLASSIC COMBICON / Female connector			
Locking	Screw flange			
Connection capacity				
Solid / stranded	[mm ²]	0.2 - 2.5 / 0.2 - 2.5		
Stranded with ferrules without plastic sleeve	[mm ²]	0.25 - 2.5		
Stranded with ferrules with plastic sleeve	[mm ²]	0.25 - 2.5		
2 conductors with same cross section solid / stranded	[mm ²]	- / -		
2 conductors with same cross section, stranded, with ferrule without plastic sleeve	[mm ²]	-		
2 conductors with same cross section, stranded, with TWIN ferrules with plastic sleeve	[mm ²]	0.5 - 1.5		
Conductor cross section AWG/kcmil		24 - 12		
Stripping length	[mm]	10		
Tightening torque	[Nm]	-		
Electrical parameters				
Rated current / conductor cross section	[A] / [mm ²]	12 / 2.5		
Surge voltage category/degree of pollution		III/3	III/2	II/2
Rated insulation voltage	[V]	320	320	630
Rated surge voltage	[kV]	4	4	4
Approval data (UL/CUL)				
Use Group		B	C	D
Nominal voltage/current	[V] / [A]	300 / 10	-	300 / 10
AWG		26-12	-	26-12
General data				
Type of insulation material / insulation material group		PA / I		
Inflammability class in acc. with UL 94		V0		

PCB plug, Push-in spring connection, Pitch: 5 mm

FKCN 2,5/...ST



Dimensions	[mm]
Length l	27.1
Height h	10.9



Ordering data

No. of pos.	Type	Order No.	Pcs./ Pkt.	Width w [mm]
2	FKCN 2,5/ 2-ST	1732742	50	10
3	FKCN 2,5/ 3-ST	1732755	50	15
4	FKCN 2,5/ 4-ST	1732768	50	20
5	FKCN 2,5/ 5-ST	1732771	50	25
6	FKCN 2,5/ 6-ST	1732784	50	30
7	FKCN 2,5/ 7-ST	1732797	50	35
8	FKCN 2,5/ 8-ST	1732807	50	40
9	FKCN 2,5/ 9-ST	1732810	50	45
10	FKCN 2,5/10-ST	1732823	50	50
11	FKCN 2,5/11-ST	1732833	50	55
12	FKCN 2,5/12-ST	1732836	50	60
13	FKCN 2,5/13-ST	1732849	50	65
14	FKCN 2,5/14-ST	1732852	50	70
15	FKCN 2,5/15-ST	1732865	50	75
16	FKCN 2,5/16-ST	1732878	50	80
17	FKCN 2,5/17-ST	1732881	50	85
18	FKCN 2,5/18-ST	1732894	50	90



Technical data

Connection system / type of contact	CLASSIC COMBICON / Female connector			
Locking	without			
Connection capacity				
Solid / stranded	[mm ²]	0.2 - 1.5 / 0.2 - 2.5		
Stranded with ferrules without plastic sleeve	[mm ²]	0.25 - 1.5		
Stranded with ferrules with plastic sleeve	[mm ²]	0.25 - 1.5		
2 conductors with same cross section solid / stranded	[mm ²]	- / -		
2 conductors with same cross section, stranded, with ferrule without plastic sleeve	[mm ²]	-		
2 conductors with same cross section, stranded, with TWIN ferrules with plastic sleeve	[mm ²]	-		
Conductor cross section AWG/kcmil		24 - 16		
Stripping length	[mm]	10		
Tightening torque	[Nm]	-		
Electrical parameters				
Rated current / conductor cross section	[A] / [mm ²]	12 / 1.5		
Surge voltage category/degree of pollution		III/3	III/2	II/2
Rated insulation voltage	[V]	320	320	630
Rated surge voltage	[kV]	4	4	4
General data				
Type of insulation material / insulation material group		PBT / I		
Inflammability class in acc. with UL 94		V0		

PCB plug, Push-in spring connection, Pitch: 5.08 mm

FKCN 2,5/..-ST



Dimensions	[mm]
Length l	27.1
Height h	10.9



Ordering data

No. of pos.	Type	Order No.	Pcs./ Pkt.	Width w [mm]
2	FKCN 2,5/ 2-ST-5,08	1754568	50	10.16
3	FKCN 2,5/ 3-ST-5,08	1754571	50	15.24
4	FKCN 2,5/ 4-ST-5,08	1754584	50	20.32
5	FKCN 2,5/ 5-ST-5,08	1754597	50	25.4
6	FKCN 2,5/ 6-ST-5,08	1754607	50	30.48
7	FKCN 2,5/ 7-ST-5,08	1754610	50	35.56
8	FKCN 2,5/ 8-ST-5,08	1754623	50	40.64
9	FKCN 2,5/ 9-ST-5,08	1754636	50	45.72
10	FKCN 2,5/10-ST-5,08	1754649	50	50.8
11	FKCN 2,5/11-ST-5,08	1754652	50	55.88
12	FKCN 2,5/12-ST-5,08	1754665	50	60.96
13	FKCN 2,5/13-ST-5,08	1754678	50	66.04
14	FKCN 2,5/14-ST-5,08	1754681	50	71.12
15	FKCN 2,5/15-ST-5,08	1754694	50	76.2
16	FKCN 2,5/16-ST-5,08	1754704	50	81.28
17	FKCN 2,5/17-ST-5,08	1754717	50	86.36
18	FKCN 2,5/18-ST-5,08	1754720	50	91.44

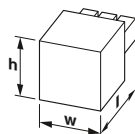


Technical data

Connection system / type of contact	CLASSIC COMBICON / Female connector		
Locking	without		
Connection capacity			
Solid / stranded	[mm ²]	0.2 - 1.5 / 0.2 - 2.5	
Stranded with ferrules without plastic sleeve	[mm ²]	0.25 - 1.5	
Stranded with ferrules with plastic sleeve	[mm ²]	0.25 - 1.5	
2 conductors with same cross section solid / stranded	[mm ²]	- / -	
2 conductors with same cross section, stranded, with ferrule without plastic sleeve	[mm ²]	-	
2 conductors with same cross section, stranded, with TWIN ferrules with plastic sleeve	[mm ²]	-	
Conductor cross section AWG/kcmil		24 - 16	
Stripping length	[mm]	10	
Tightening torque	[Nm]	-	
Electrical parameters			
Rated current / conductor cross section	[A] / [mm ²]	12 / 1.5	
Surge voltage category/degree of pollution		III / 3	III / 2
Rated insulation voltage	[V]	320	320
Rated surge voltage	[kV]	4	4
Approval data (UL/CUL)			
Use Group	B	C	D
Nominal voltage/current	[V] / [A]	300 / 10	300 / 10
AWG		24-14	24-14
General data			
Type of insulation material / insulation material group	PA / I		
Inflammability class in acc. with UL 94	V0		

PCB plug, Push-in spring connection, Pitch: 5 mm

FKCN 2,5/..-STF



Dimensions	[mm]
Length l	27.1
Height h	10.9



Ordering data

No. of pos.	Type	Order No.	Pcs./ Pkt.	Width w [mm]
2	FKCN 2,5/ 2-STF	1732962	50	20
3	FKCN 2,5/ 3-STF	1732975	50	25
4	FKCN 2,5/ 4-STF	1732988	50	30
5	FKCN 2,5/ 5-STF	1732991	50	35
6	FKCN 2,5/ 6-STF	1733000	50	40
7	FKCN 2,5/ 7-STF	1733013	50	45
8	FKCN 2,5/ 8-STF	1733026	50	50
9	FKCN 2,5/ 9-STF	1733039	50	55
10	FKCN 2,5/10-STF	1733042	50	60
11	FKCN 2,5/11-STF	1733050	50	65
12	FKCN 2,5/12-STF	1733055	50	70
13	FKCN 2,5/13-STF	1733068	50	75
14	FKCN 2,5/14-STF	1733071	50	80
15	FKCN 2,5/15-STF	1733084	50	85
16	FKCN 2,5/16-STF	1733097	50	90
17	FKCN 2,5/17-STF	1733107	50	95
18	FKCN 2,5/18-STF	1733110	50	100
19	FKCN 2,5/19-STF	1733123	50	105
20	FKCN 2,5/20-STF	1733136	50	110
21	FKCN 2,5/21-STF	1733149	50	115
22	FKCN 2,5/22-STF	1733152	50	120
23	FKCN 2,5/23-STF	1733165	50	125
24	FKCN 2,5/24-STF	1733178	50	130



Technical data

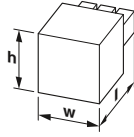

Connection system / type of contact	CLASSIC COMBICON / Female connector		
Locking	Screw flange		
Connection capacity			
Solid / stranded	[mm ²]	0.2 - 1.5 / 0.2 - 2.5	
Stranded with ferrules without plastic sleeve	[mm ²]	0.25 - 1.5	
Stranded with ferrules with plastic sleeve	[mm ²]	0.25 - 1.5	
2 conductors with same cross section solid / stranded	[mm ²]	- / -	
2 conductors with same cross section, stranded, with ferrule without plastic sleeve	[mm ²]	-	
2 conductors with same cross section, stranded, with TWIN ferrules with plastic sleeve	[mm ²]	-	
Conductor cross section AWG/kcmil		24 - 16	
Stripping length	[mm]	10	
Tightening torque	[Nm]	-	
Electrical parameters			
Rated current / conductor cross section	[A] / [mm ²]	12 / 1.5	
Surge voltage category/degree of pollution		III / 3	III / 2
Rated insulation voltage	[V]	320	320
Rated surge voltage	[kV]	4	4
General data			
Type of insulation material / insulation material group	PBT / I		
Inflammability class in acc. with UL 94	V0		

PCB connectors

Conductor cross section up to 2.5 mm² (AWG 14)

PCB plug, Push-in spring connection, Pitch: 5.08 mm

FKCN 2,5/...STF



Dimensions	[mm]
Length l	27.1
Height h	10.9



Ordering data

No. of pos.	Type	Order No.	Pcs./ Pkt.	Width w [mm]
2	FKCN 2,5/ 2-STF-5,08	1754791	50	20.16
3	FKCN 2,5/ 3-STF-5,08	1754801	50	25.24
4	FKCN 2,5/ 4-STF-5,08	1754814	50	30.32
5	FKCN 2,5/ 5-STF-5,08	1754827	50	35.4
6	FKCN 2,5/ 6-STF-5,08	1754830	50	40.48
7	FKCN 2,5/ 7-STF-5,08	1754843	50	45.56
8	FKCN 2,5/ 8-STF-5,08	1754856	50	50.64
9	FKCN 2,5/ 9-STF-5,08	1754869	50	55.72
10	FKCN 2,5/10-STF-5,08	1754872	50	60.8
11	FKCN 2,5/11-STF-5,08	1754885	50	65.88
12	FKCN 2,5/12-STF-5,08	1754898	50	70.96
13	FKCN 2,5/13-STF-5,08	1754908	50	76.04
14	FKCN 2,5/14-STF-5,08	1754911	50	81.12
15	FKCN 2,5/15-STF-5,08	1754924	50	86.2
16	FKCN 2,5/16-STF-5,08	1754937	50	91.28
17	FKCN 2,5/17-STF-5,08	1754940	50	96.36
18	FKCN 2,5/18-STF-5,08	1754953	50	101.44

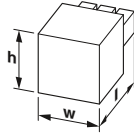



Technical data

Connection system / type of contact	CLASSIC COMBICON / Female connector		
Locking	Screw flange		
Connection capacity			
Solid / stranded	[mm ²]	0.2 - 1.5 / 0.2 - 2.5	
Stranded with ferrules without plastic sleeve	[mm ²]	0.25 - 1.5	
Stranded with ferrules with plastic sleeve	[mm ²]	0.25 - 1.5	
2 conductors with same cross section solid / stranded	[mm ²]	- / -	
2 conductors with same cross section, stranded, with ferrule without plastic sleeve	[mm ²]	-	
2 conductors with same cross section, stranded, with TWIN ferrules with plastic sleeve	[mm ²]	-	
Conductor cross section AWG/kcmil		24 - 16	
Stripping length	[mm]	10	
Tightening torque	[Nm]	-	
Electrical parameters			
Rated current / conductor cross section	[A] / [mm ²]	12 / 1.5	
Surge voltage category/degree of pollution		III / 3	II / 2
Rated insulation voltage	[V]	320	630
Rated surge voltage	[kV]	4	4
Approval data (UL/CUL)			
Use Group		B	C
Nominal voltage/current	[V] / [A]	300 / 10	300 / 10
AWG		24-14	24-14
General data			
Type of insulation material / insulation material group		PA / I	
Inflammability class in acc. with UL 94		V0	

PCB plug, Push-in spring connection, Pitch: 5 mm

FKCVR 2,5/...ST



Dimensions	[mm]
Length l	26.6
Height h	17



Ordering data

No. of pos.	Type	Order No.	Pcs./ Pkt.	Width w [mm]
2	FKCVR 2,5/ 2-ST	1909715	100	10.1
3	FKCVR 2,5/ 3-ST	1909728	100	15.1
4	FKCVR 2,5/ 4-ST	1909731	100	20.1
5	FKCVR 2,5/ 5-ST	1909744	100	25.1
6	FKCVR 2,5/ 6-ST	1909757	50	30.1
7	FKCVR 2,5/ 7-ST	1909760	50	35.1
8	FKCVR 2,5/ 8-ST	1909773	50	40.1
9	FKCVR 2,5/ 9-ST	1909786	50	45.1
10	FKCVR 2,5/10-ST	1909799	50	50.1
11	FKCVR 2,5/11-ST	1909809	50	55.1
12	FKCVR 2,5/12-ST	1909812	50	60.1
13	FKCVR 2,5/13-ST	1909825	50	65.1
14	FKCVR 2,5/14-ST	1909838	50	70.1
15	FKCVR 2,5/15-ST	1909841	50	75.1
16	FKCVR 2,5/16-ST	1909854	50	80.1
17	FKCVR 2,5/17-ST	1909867	50	85.1
18	FKCVR 2,5/18-ST	1909870	50	90.1




Technical data

Connection system / type of contact	CLASSIC COMBICON / Female connector		
Locking	without		
Connection capacity			
Solid / stranded	[mm ²]	0.2 - 2.5 / 0.2 - 2.5	
Stranded with ferrules without plastic sleeve	[mm ²]	0.25 - 2.5	
Stranded with ferrules with plastic sleeve	[mm ²]	0.25 - 2.5	
2 conductors with same cross section solid / stranded	[mm ²]	- / -	
2 conductors with same cross section, stranded, with ferrule without plastic sleeve	[mm ²]	-	
2 conductors with same cross section, stranded, with TWIN ferrules with plastic sleeve	[mm ²]	0.5 - 1.5	
Conductor cross section AWG/kcmil		24 - 12	
Stripping length	[mm]	10	
Tightening torque	[Nm]	-	
Electrical parameters			
Rated current / conductor cross section	[A] / [mm ²]	12 / 2.5	
Surge voltage category/degree of pollution		III / 3	II / 2
Rated insulation voltage	[V]	250	630
Rated surge voltage	[kV]	4	4
Approval data (UL/CUL)			
Use Group		B	C
Nominal voltage/current	[V] / [A]	300 / 10	300 / 10
AWG		26-12	26-12
General data			
Type of insulation material / insulation material group		PA / I	
Inflammability class in acc. with UL 94		V0	

PCB plug, Push-in spring connection, Pitch: 5.08 mm

FKCVR 2,5/...-ST



Dimensions	[mm]
Length l	26.6
Height h	16.8



Ordering data

No. of pos.	Type	Order No.	Pcs./ Pkt.	Width w [mm]
2	FKCVR 2,5/ 2-ST-5,08	1873951	100	10.78
3	FKCVR 2,5/ 3-ST-5,08	1873964	100	15.86
4	FKCVR 2,5/ 4-ST-5,08	1873977	100	20.94
5	FKCVR 2,5/ 5-ST-5,08	1873980	100	26.02
6	FKCVR 2,5/ 6-ST-5,08	1873993	50	31.1
7	FKCVR 2,5/ 7-ST-5,08	1874002	50	36.18
8	FKCVR 2,5/ 8-ST-5,08	1874015	50	41.26
9	FKCVR 2,5/ 9-ST-5,08	1874028	50	46.34
10	FKCVR 2,5/10-ST-5,08	1874031	50	51.42
11	FKCVR 2,5/11-ST-5,08	1874044	50	56.5
12	FKCVR 2,5/12-ST-5,08	1874057	50	61.58
13	FKCVR 2,5/13-ST-5,08	1874060	50	66.66
14	FKCVR 2,5/14-ST-5,08	1874073	50	71.74
15	FKCVR 2,5/15-ST-5,08	1874086	50	76.82
16	FKCVR 2,5/16-ST-5,08	1874099	50	81.9

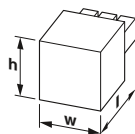


Technical data

Connection system / type of contact	CLASSIC COMBICON / Female connector			
Locking	without			
Connection capacity				
Solid / stranded	[mm ²]	0.2 - 2.5 / 0.2 - 2.5		
Stranded with ferrules without plastic sleeve	[mm ²]	0.25 - 2.5		
Stranded with ferrules with plastic sleeve	[mm ²]	0.25 - 2.5		
2 conductors with same cross section solid / stranded	[mm ²]	- / -		
2 conductors with same cross section, stranded, with ferrule without plastic sleeve	[mm ²]	-		
2 conductors with same cross section, stranded, with TWIN ferrules with plastic sleeve	[mm ²]	0.5 - 1.5		
Conductor cross section AWG/kcmil		24 - 12		
Stripping length	[mm]	10		
Tightening torque	[Nm]	-		
Electrical parameters				
Rated current / conductor cross section	[A] / [mm ²]	12 / 2.5		
Surge voltage category/degree of pollution		III / 3	III / 2	II / 2
Rated insulation voltage	[V]	250	320	630
Rated surge voltage	[kV]	4	4	4
Approval data (UL/CUL)				
Use Group		B	C	D
Nominal voltage/current	[V] / [A]	300 / 10	-	300 / 10
AWG		26-12	-	26-12
General data				
Type of insulation material / insulation material group		PA / I		
Inflammability class in acc. with UL 94		V0		

PCB plug, Push-in spring connection, Pitch: 5 mm

FKCVR 2,5/...-STF



Dimensions	[mm]
Length l	26.6
Height h	16.8



Ordering data

No. of pos.	Type	Order No.	Pcs./ Pkt.	Width w [mm]
2	FKCVR 2,5/ 2-STF	1909883	50	20.02
3	FKCVR 2,5/ 3-STF	1909896	50	25.02
4	FKCVR 2,5/ 4-STF	1909906	50	30.02
5	FKCVR 2,5/ 5-STF	1909919	50	35.02
6	FKCVR 2,5/ 6-STF	1909922	50	40.02
7	FKCVR 2,5/ 7-STF	1909935	50	45.02
8	FKCVR 2,5/ 8-STF	1909948	50	50.02
9	FKCVR 2,5/ 9-STF	1909951	50	55.02
10	FKCVR 2,5/10-STF	1909964	50	60.02
11	FKCVR 2,5/11-STF	1909977	50	65.02
12	FKCVR 2,5/12-STF	1909980	50	70.02
13	FKCVR 2,5/13-STF	1909993	50	75.02
14	FKCVR 2,5/14-STF	1910005	50	80.02
15	FKCVR 2,5/15-STF	1910018	50	85.02
16	FKCVR 2,5/16-STF	1910021	50	90.02



Technical data

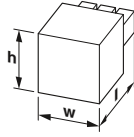
Connection system / type of contact	CLASSIC COMBICON / Female connector			
Locking	Screw flange			
Connection capacity				
Solid / stranded	[mm ²]	0.2 - 2.5 / 0.2 - 2.5		
Stranded with ferrules without plastic sleeve	[mm ²]	0.25 - 2.5		
Stranded with ferrules with plastic sleeve	[mm ²]	0.25 - 2.5		
2 conductors with same cross section solid / stranded	[mm ²]	- / -		
2 conductors with same cross section, stranded, with ferrule without plastic sleeve	[mm ²]	-		
2 conductors with same cross section, stranded, with TWIN ferrules with plastic sleeve	[mm ²]	0.5 - 1.5		
Conductor cross section AWG/kcmil		24 - 12		
Stripping length	[mm]	10		
Tightening torque	[Nm]	-		
Electrical parameters				
Rated current / conductor cross section	[A] / [mm ²]	12 / 2.5		
Surge voltage category/degree of pollution		III / 3	III / 2	II / 2
Rated insulation voltage	[V]	250	320	630
Rated surge voltage	[kV]	4	4	4
Approval data (UL/CUL)				
Use Group		B	C	D
Nominal voltage/current	[V] / [A]	300 / 10	-	300 / 10
AWG		26-12	-	26-12
General data				
Type of insulation material / insulation material group		PA / I		
Inflammability class in acc. with UL 94		V0		

PCB connectors

Conductor cross section up to 2.5 mm² (AWG 14)

PCB plug, Push-in spring connection, Pitch: 5.08 mm

FKCVR 2,5/...-STF



Dimensions	[mm]
Length l	26.6
Height h	16.8



Ordering data

No. of pos.	Type	Order No.	Pcs./ Pkt.	Width w [mm]
2	FKCVR 2,5/ 2-STF-5,08	1874109	50	20.26
3	FKCVR 2,5/ 3-STF-5,08	1874112	50	25.34
4	FKCVR 2,5/ 4-STF-5,08	1874125	50	30.42
5	FKCVR 2,5/ 5-STF-5,08	1874138	50	35.5
6	FKCVR 2,5/ 6-STF-5,08	1874141	50	40.58
7	FKCVR 2,5/ 7-STF-5,08	1874154	50	45.66
8	FKCVR 2,5/ 8-STF-5,08	1874167	50	50.74
9	FKCVR 2,5/ 9-STF-5,08	1874170	50	55.82
10	FKCVR 2,5/10-STF-5,08	1874183	50	60.9
11	FKCVR 2,5/11-STF-5,08	1874196	50	65.98
12	FKCVR 2,5/12-STF-5,08	1874206	50	71.06
13	FKCVR 2,5/13-STF-5,08	1874219	50	76.14
14	FKCVR 2,5/14-STF-5,08	1874222	50	81.22
15	FKCVR 2,5/15-STF-5,08	1874235	50	86.3
16	FKCVR 2,5/16-STF-5,08	1874248	50	91.38

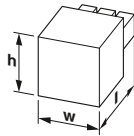


Technical data

Connection system / type of contact	CLASSIC COMBICON / Female connector		
Locking	Screw flange		
Connection capacity			
Solid / stranded	[mm ²]	0.2 - 2.5 / 0.2 - 2.5	
Stranded with ferrules without plastic sleeve	[mm ²]	0.25 - 2.5	
Stranded with ferrules with plastic sleeve	[mm ²]	0.25 - 2.5	
2 conductors with same cross section solid / stranded	[mm ²]	- / -	
2 conductors with same cross section, stranded, with ferrule without plastic sleeve	[mm ²]	-	
2 conductors with same cross section, stranded, with TWIN ferrules with plastic sleeve	[mm ²]	0.5 - 1.5	
Conductor cross section AWG/kcmil		24 - 12	
Stripping length	[mm]	10	
Tightening torque	[Nm]	-	
Electrical parameters			
Rated current / conductor cross section	[A] / [mm ²]	12 / 2.5	
Surge voltage category/degree of pollution		III / 3	II / 2
Rated insulation voltage	[V]	250	320
Rated surge voltage	[kV]	4	4
Approval data (UL/CUL)			
Use Group		B	C
Nominal voltage/current	[V] / [A]	300 / 10	300 / 10
AWG		26-12	26-12
General data			
Type of insulation material / insulation material group		PA / I	
Inflammability class in acc. with UL 94		V0	

PCB plug, Push-in spring connection, Pitch: 5 mm

FKCVW 2,5/...-ST



Dimensions	[mm]
Length l	26.6
Height h	19.2



Ordering data

No. of pos.	Type	Order No.	Pcs./ Pkt.	Width w [mm]
2	FKCVW 2,5/ 2-ST	1910034	50	10.1
3	FKCVW 2,5/ 3-ST	1910047	50	15.1
4	FKCVW 2,5/ 4-ST	1910050	50	20.1
5	FKCVW 2,5/ 5-ST	1910063	50	25.1
6	FKCVW 2,5/ 6-ST	1910076	50	30.1
7	FKCVW 2,5/ 7-ST	1910089	50	35.1
8	FKCVW 2,5/ 8-ST	1910092	50	40.1
9	FKCVW 2,5/ 9-ST	1910102	50	45.1
10	FKCVW 2,5/10-ST	1910115	50	50.1
11	FKCVW 2,5/11-ST	1910128	50	55.1
12	FKCVW 2,5/12-ST	1910131	50	60.1
13	FKCVW 2,5/13-ST	1910144	50	65.1
14	FKCVW 2,5/14-ST	1910157	50	70.1
15	FKCVW 2,5/15-ST	1910160	50	75.1
16	FKCVW 2,5/16-ST	1910173	50	80.1
17	FKCVW 2,5/17-ST	1910186	50	85.1
18	FKCVW 2,5/18-ST	1910199	50	90.1



Technical data

Connection system / type of contact	CLASSIC COMBICON / Female connector		
Locking	without		
Connection capacity			
Solid / stranded	[mm ²]	0.2 - 2.5 / 0.2 - 2.5	
Stranded with ferrules without plastic sleeve	[mm ²]	0.25 - 2.5	
Stranded with ferrules with plastic sleeve	[mm ²]	0.25 - 2.5	
2 conductors with same cross section solid / stranded	[mm ²]	- / -	
2 conductors with same cross section, stranded, with ferrule without plastic sleeve	[mm ²]	-	
2 conductors with same cross section, stranded, with TWIN ferrules with plastic sleeve	[mm ²]	0.5 - 1.5	
Conductor cross section AWG/kcmil		24 - 12	
Stripping length	[mm]	10	
Tightening torque	[Nm]	-	
Electrical parameters			
Rated current / conductor cross section	[A] / [mm ²]	12 / 2.5	
Surge voltage category/degree of pollution		III / 3	II / 2
Rated insulation voltage	[V]	250	320
Rated surge voltage	[kV]	4	4
Approval data (UL/CUL)			
Use Group		B	C
Nominal voltage/current	[V] / [A]	300 / 10	300 / 10
AWG		26-12	26-12
General data			
Type of insulation material / insulation material group		PA / I	
Inflammability class in acc. with UL 94		V0	

PCB plug, Push-in spring connection, Pitch: 5.08 mm

FKCVW 2,5/...-ST



Dimensions	[mm]
Length l	26.6
Height h	19.2



Ordering data

No. of pos.	Type	Order No.	Pcs./ Pkt.	Width w [mm]
2	FKCVW 2,5/ 2-ST-5,08	1873650	50	10.78
3	FKCVW 2,5/ 3-ST-5,08	1873663	50	15.86
4	FKCVW 2,5/ 4-ST-5,08	1873676	50	20.94
5	FKCVW 2,5/ 5-ST-5,08	1873689	50	26.02
6	FKCVW 2,5/ 6-ST-5,08	1873692	50	31.1
7	FKCVW 2,5/ 7-ST-5,08	1873702	50	36.18
8	FKCVW 2,5/ 8-ST-5,08	1873715	50	41.26
9	FKCVW 2,5/ 9-ST-5,08	1873728	50	46.34
10	FKCVW 2,5/10-ST-5,08	1873731	50	51.42
11	FKCVW 2,5/11-ST-5,08	1873744	50	56.5
12	FKCVW 2,5/12-ST-5,08	1873757	50	61.58
13	FKCVW 2,5/13-ST-5,08	1873760	50	66.66
14	FKCVW 2,5/14-ST-5,08	1873773	50	71.74
15	FKCVW 2,5/15-ST-5,08	1873786	50	76.82
16	FKCVW 2,5/16-ST-5,08	1873799	50	81.9

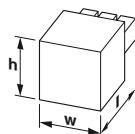


Technical data

Connection system / type of contact	CLASSIC COMBICON / Female connector		
Locking	without		
Connection capacity			
Solid / stranded	[mm ²]	0.2 - 2.5 / 0.2 - 2.5	
Stranded with ferrules without plastic sleeve	[mm ²]	0.25 - 2.5	
Stranded with ferrules with plastic sleeve	[mm ²]	0.25 - 2.5	
2 conductors with same cross section solid / stranded	[mm ²]	- / -	
2 conductors with same cross section, stranded, with ferrule without plastic sleeve	[mm ²]	-	
2 conductors with same cross section, stranded, with TWIN ferrules with plastic sleeve	[mm ²]	0.5 - 1.5	
Conductor cross section AWG/kcmil		24 - 12	
Stripping length	[mm]	10	
Tightening torque	[Nm]	-	
Electrical parameters			
Rated current / conductor cross section	[A] / [mm ²]	12 / 2.5	
Surge voltage category/degree of pollution		III / 3	II / 2
Rated insulation voltage	[V]	250	320
Rated surge voltage	[kV]	4	4
Approval data (UL/CUL)			
Use Group		B	C
Nominal voltage/current	[V] / [A]	300 / 10	300 / 10
AWG		26-12	26-12
General data			
Type of insulation material / insulation material group	PA / I		
Inflammability class in acc. with UL 94	V0		

PCB plug, Push-in spring connection, Pitch: 5 mm

FKCVW 2,5/...-STF



Dimensions	[mm]
Length l	26.6
Height h	19.1



Ordering data

No. of pos.	Type	Order No.	Pcs./ Pkt.	Width w [mm]
2	FKCVW 2,5/ 2-STF	1910209	50	20.02
3	FKCVW 2,5/ 3-STF	1910212	50	25.02
4	FKCVW 2,5/ 4-STF	1910225	50	30.02
5	FKCVW 2,5/ 5-STF	1910238	50	35.02
6	FKCVW 2,5/ 6-STF	1910241	50	40.02
7	FKCVW 2,5/ 7-STF	1910254	50	45.02
8	FKCVW 2,5/ 8-STF	1910267	50	50.02
9	FKCVW 2,5/ 9-STF	1910270	50	55.02
10	FKCVW 2,5/10-STF	1910283	50	60.02
11	FKCVW 2,5/11-STF	1910296	50	65.02
12	FKCVW 2,5/12-STF	1910306	50	70.02
13	FKCVW 2,5/13-STF	1910319	50	75.02
14	FKCVW 2,5/14-STF	1910322	50	80.02
15	FKCVW 2,5/15-STF	1910335	50	85.02
16	FKCVW 2,5/16-STF	1910348	50	90.02



Technical data

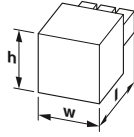
Connection system / type of contact	CLASSIC COMBICON / Female connector		
Locking	Screw flange		
Connection capacity			
Solid / stranded	[mm ²]	0.2 - 2.5 / 0.2 - 2.5	
Stranded with ferrules without plastic sleeve	[mm ²]	0.25 - 2.5	
Stranded with ferrules with plastic sleeve	[mm ²]	0.25 - 2.5	
2 conductors with same cross section solid / stranded	[mm ²]	- / -	
2 conductors with same cross section, stranded, with ferrule without plastic sleeve	[mm ²]	-	
2 conductors with same cross section, stranded, with TWIN ferrules with plastic sleeve	[mm ²]	0.5 - 1.5	
Conductor cross section AWG/kcmil		24 - 12	
Stripping length	[mm]	10	
Tightening torque	[Nm]	-	
Electrical parameters			
Rated current / conductor cross section	[A] / [mm ²]	12 / 2.5	
Surge voltage category/degree of pollution		III / 3	II / 2
Rated insulation voltage	[V]	250	320
Rated surge voltage	[kV]	4	4
Approval data (UL/CUL)			
Use Group		B	C
Nominal voltage/current	[V] / [A]	300 / 10	300 / 10
AWG		26-12	26-12
General data			
Type of insulation material / insulation material group	PA / I		
Inflammability class in acc. with UL 94	V0		

PCB connectors

Conductor cross section up to 2.5 mm² (AWG 14)

PCB plug, Push-in spring connection, Pitch: 5.08 mm

FKCVW 2,5/...-STF



Dimensions	[mm]
Length l	26.6
Height h	19.2



Ordering data

No. of pos.	Type	Order No.	Pcs./ Pkt.	Width w [mm]
2	FKCVW 2,5/ 2-STF-5,08	1873809	50	20.26
3	FKCVW 2,5/ 3-STF-5,08	1873812	50	25.34
4	FKCVW 2,5/ 4-STF-5,08	1873825	50	30.42
5	FKCVW 2,5/ 5-STF-5,08	1873838	50	35.5
6	FKCVW 2,5/ 6-STF-5,08	1873841	50	40.58
7	FKCVW 2,5/ 7-STF-5,08	1873854	50	45.66
8	FKCVW 2,5/ 8-STF-5,08	1873867	50	50.74
9	FKCVW 2,5/ 9-STF-5,08	1873870	50	55.82
10	FKCVW 2,5/10-STF-5,08	1873883	50	60.9
11	FKCVW 2,5/11-STF-5,08	1873896	50	65.98
12	FKCVW 2,5/12-STF-5,08	1873906	50	71.06
13	FKCVW 2,5/13-STF-5,08	1873919	50	76.14
14	FKCVW 2,5/14-STF-5,08	1873922	50	81.22
15	FKCVW 2,5/15-STF-5,08	1873935	50	86.3
16	FKCVW 2,5/16-STF-5,08	1873948	50	91.38

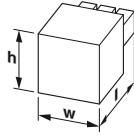


Technical data

Connection system / type of contact	CLASSIC COMBICON / Female connector		
Locking	Screw flange		
Connection capacity			
Solid / stranded	[mm ²]	0.2 - 2.5 / 0.2 - 2.5	
Stranded with ferrules without plastic sleeve	[mm ²]	0.25 - 2.5	
Stranded with ferrules with plastic sleeve	[mm ²]	0.25 - 2.5	
2 conductors with same cross section solid / stranded	[mm ²]	- / -	
2 conductors with same cross section, stranded, with ferrule without plastic sleeve	[mm ²]	-	
2 conductors with same cross section, stranded, with TWIN ferrules with plastic sleeve	[mm ²]	0.5 - 1.5	
Conductor cross section AWG/kcmil		24 - 12	
Stripping length	[mm]	10	
Tightening torque	[Nm]	-	
Electrical parameters			
Rated current / conductor cross section	[A] / [mm ²]	12 / 2.5	
Surge voltage category/degree of pollution		III / 3	II / 2
Rated insulation voltage	[V]	250	320
Rated surge voltage	[kV]	4	4
Approval data (UL/CUL)			
Use Group		B	C
Nominal voltage/current	[V] / [A]	300 / 10	300 / 10
AWG		26-12	26-12
General data			
Type of insulation material / insulation material group		PA / I	
Inflammability class in acc. with UL 94		V0	

PCB plug, Push-in spring connection, Pitch: 5.08 mm

FKCOR 2,5/...-ST



Dimensions	[mm]
Length l	23.7
Height h	14.3



Ordering data

No. of pos.	Type	Order No.	Pcs./ Pkt.	Width w [mm]
2	FKCOR 2,5/ 2-ST-5,08	1861234	250	10.03
3	FKCOR 2,5/ 3-ST-5,08	1861247	250	15.11
4	FKCOR 2,5/ 4-ST-5,08	1861250	250	20.19
5	FKCOR 2,5/ 5-ST-5,08	1861263	100	25.27
6	FKCOR 2,5/ 6-ST-5,08	1861276	100	30.35
7	FKCOR 2,5/ 7-ST-5,08	1861289	100	35.43
8	FKCOR 2,5/ 8-ST-5,08	1861292	100	40.51
9	FKCOR 2,5/ 9-ST-5,08	1861302	100	45.59
10	FKCOR 2,5/10-ST-5,08	1861315	100	50.67
11	FKCOR 2,5/11-ST-5,08	1861328	50	55.75
12	FKCOR 2,5/12-ST-5,08	1861331	50	60.83
13	FKCOR 2,5/13-ST-5,08	1861344	50	65.91
14	FKCOR 2,5/14-ST-5,08	1861357	50	70.99
15	FKCOR 2,5/15-ST-5,08	1861360	50	76.07
16	FKCOR 2,5/16-ST-5,08	1861373	50	81.15
17	FKCOR 2,5/17-ST-5,08	1861386	50	86.23
18	FKCOR 2,5/18-ST-5,08	1861399	50	91.31
19	FKCOR 2,5/19-ST-5,08	1861409	50	96.39
20	FKCOR 2,5/20-ST-5,08	1861412	50	101.47
21	FKCOR 2,5/21-ST-5,08	1861425	50	106.55
22	FKCOR 2,5/22-ST-5,08	1861438	50	111.63
23	FKCOR 2,5/23-ST-5,08	1861441	50	116.71
24	FKCOR 2,5/24-ST-5,08	1861454	50	121.79




Technical data

Connection system / type of contact	CLASSIC COMBICON / Female connector		
Locking	without		
Connection capacity			
Solid / stranded	[mm ²]	0.2 - 2.5 / 0.2 - 2.5	
Stranded with ferrules without plastic sleeve	[mm ²]	0.25 - 2.5	
Stranded with ferrules with plastic sleeve	[mm ²]	0.14 - 2.5	
2 conductors with same cross section solid / stranded	[mm ²]	- / -	
2 conductors with same cross section, stranded, with ferrule without plastic sleeve	[mm ²]	-	
2 conductors with same cross section, stranded, with TWIN ferrules with plastic sleeve	[mm ²]	-	
Conductor cross section AWG/kcmil		24 - 12	
Stripping length	[mm]	10	
Tightening torque	[Nm]	-	
Electrical parameters			
Rated current / conductor cross section	[A] / [mm ²]	12 / 2.5	
Surge voltage category/degree of pollution		III / 3	III / 2
Rated insulation voltage	[V]	250	320
Rated surge voltage	[kV]	4	4
Approval data (UL/CUL)			
Use Group		B	C
Nominal voltage/current	[V] / [A]	300 / 12	300 / 10
AWG		26-12	26-12
General data			
Type of insulation material / insulation material group		PA / I	
Inflammability class in acc. with UL 94		V0	

PCB plug, Push-in spring connection, Pitch: 5.08 mm

FKCOR 2,5/...-STF



Dimensions	[mm]
Length l	23.7
Height h	14.3



Ordering data

No. of pos.	Type	Order No.	Pcs./ Pkt.	Width w [mm]
2	FKCOR 2,5/ 2-STF-5,08	1861467	250	20.14
3	FKCOR 2,5/ 3-STF-5,08	1861470	250	25.22
4	FKCOR 2,5/ 4-STF-5,08	1861483	250	30.3
5	FKCOR 2,5/ 5-STF-5,08	1861496	100	35.38
6	FKCOR 2,5/ 6-STF-5,08	1861506	100	40.46
7	FKCOR 2,5/ 7-STF-5,08	1861519	100	45.54
8	FKCOR 2,5/ 8-STF-5,08	1861522	100	50.62
9	FKCOR 2,5/ 9-STF-5,08	1861535	100	55.7
10	FKCOR 2,5/10-STF-5,08	1861548	100	60.78
11	FKCOR 2,5/11-STF-5,08	1861551	50	65.86
12	FKCOR 2,5/12-STF-5,08	1861564	50	70.94
13	FKCOR 2,5/13-STF-5,08	1861577	50	76.02
14	FKCOR 2,5/14-STF-5,08	1861580	50	81.1
15	FKCOR 2,5/15-STF-5,08	1861593	50	86.18
16	FKCOR 2,5/16-STF-5,08	1861603	50	91.26
17	FKCOR 2,5/17-STF-5,08	1861616	50	96.34
18	FKCOR 2,5/18-STF-5,08	1861629	50	101.42
19	FKCOR 2,5/19-STF-5,08	1861632	50	106.5
20	FKCOR 2,5/20-STF-5,08	1861645	50	111.58
21	FKCOR 2,5/21-STF-5,08	1861658	50	116.66
22	FKCOR 2,5/22-STF-5,08	1861661	50	121.74
23	FKCOR 2,5/23-STF-5,08	1861674	50	126.82
24	FKCOR 2,5/24-STF-5,08	1861687	50	131.9

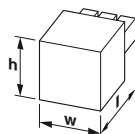



Technical data

Connection system / type of contact		CLASSIC COMBICON / Female connector		
Locking		Screw flange		
Connection capacity				
Solid / stranded	[mm ²]	0.2 - 2.5 / 0.2 - 2.5		
Stranded with ferrules without plastic sleeve	[mm ²]	0.25 - 2.5		
Stranded with ferrules with plastic sleeve	[mm ²]	0.14 - 2.5		
2 conductors with same cross section solid / stranded	[mm ²]	- / -		
2 conductors with same cross section, stranded, with ferrule without plastic sleeve	[mm ²]	-		
2 conductors with same cross section, stranded, with TWIN ferrules with plastic sleeve	[mm ²]	-		
Conductor cross section AWG/kcmil		24 - 12		
Stripping length	[mm]	10		
Tightening torque	[Nm]	-		
Electrical parameters				
Rated current / conductor cross section	[A] / [mm ²]	12 / 2.5		
Surge voltage category/degree of pollution		III / 3	III / 2	II / 2
Rated insulation voltage	[V]	250	320	630
Rated surge voltage	[kV]	4	4	4
Approval data (UL/CUL)				
Use Group		B	C	D
Nominal voltage/current	[V] / [A]	300 / 12	-	300 / 10
AWG		26-12	-	26-12
General data				
Type of insulation material / insulation material group		PA / I		
Inflammability class in acc. with UL 94		V0		

PCB plug, Push-in spring connection, Pitch: 5.08 mm

FKCOR 2,5/...-ST-LR



Dimensions	[mm]
Length l	29.1
Height h	14.7



Ordering data

No. of pos.	Type	Order No.	Pcs./ Pkt.	Width w [mm]
2	FKCOR 2,5/ 2-ST-5,08-LR	1861690	250	19.16
3	FKCOR 2,5/ 3-ST-5,08-LR	1861700	250	24.24
4	FKCOR 2,5/ 4-ST-5,08-LR	1861713	250	29.32
5	FKCOR 2,5/ 5-ST-5,08-LR	1861726	100	34.4
6	FKCOR 2,5/ 6-ST-5,08-LR	1861739	100	39.48
7	FKCOR 2,5/ 7-ST-5,08-LR	1861742	100	44.56
8	FKCOR 2,5/ 8-ST-5,08-LR	1861755	100	49.64
9	FKCOR 2,5/ 9-ST-5,08-LR	1861768	100	54.72
10	FKCOR 2,5/10-ST-5,08-LR	1861771	100	59.8
11	FKCOR 2,5/11-ST-5,08-LR	1861784	50	64.88
12	FKCOR 2,5/12-ST-5,08-LR	1861797	50	69.96
13	FKCOR 2,5/13-ST-5,08-LR	1861807	50	75.04
14	FKCOR 2,5/14-ST-5,08-LR	1861810	50	80.12
15	FKCOR 2,5/15-ST-5,08-LR	1861823	50	85.2
16	FKCOR 2,5/16-ST-5,08-LR	1861836	50	90.28
17	FKCOR 2,5/17-ST-5,08-LR	1861849	50	95.36
18	FKCOR 2,5/18-ST-5,08-LR	1861852	50	100.44
19	FKCOR 2,5/19-ST-5,08-LR	1861865	50	105.52
20	FKCOR 2,5/20-ST-5,08-LR	1861878	50	110.6
21	FKCOR 2,5/21-ST-5,08-LR	1861881	50	115.68
22	FKCOR 2,5/22-ST-5,08-LR	1861894	50	120.76
23	FKCOR 2,5/23-ST-5,08-LR	1861904	50	125.84
24	FKCOR 2,5/24-ST-5,08-LR	1861917	50	130.92



Technical data


Connection system / type of contact		CLASSIC COMBICON / Female connector		
Locking		Lock & release threaded flange		
Connection capacity				
Solid / stranded	[mm ²]	0.2 - 2.5 / 0.2 - 2.5		
Stranded with ferrules without plastic sleeve	[mm ²]	0.25 - 2.5		
Stranded with ferrules with plastic sleeve	[mm ²]	0.14 - 2.5		
2 conductors with same cross section solid / stranded	[mm ²]	- / -		
2 conductors with same cross section, stranded, with ferrule without plastic sleeve	[mm ²]	-		
2 conductors with same cross section, stranded, with TWIN ferrules with plastic sleeve	[mm ²]	-		
Conductor cross section AWG/kcmil		24 - 12		
Stripping length	[mm]	10		
Tightening torque	[Nm]	-		
Electrical parameters				
Rated current / conductor cross section	[A] / [mm ²]	12 / 2.5		
Surge voltage category/degree of pollution		III / 3	III / 2	II / 2
Rated insulation voltage	[V]	250	320	630
Rated surge voltage	[kV]	4	4	4
Approval data (UL/CUL)				
Use Group		B	C	D
Nominal voltage/current	[V] / [A]	300 / 12	-	300 / 10
AWG		26-12	-	26-12
General data				
Type of insulation material / insulation material group		PA / I		
Inflammability class in acc. with UL 94		V0		

PCB connectors

Conductor cross section up to 2.5 mm² (AWG 14)

PCB plug, Push-in spring connection, Pitch: 5.08 mm

FKCOW 2,5/...-ST



Dimensions	[mm]
Length l	23.7
Height h	16.8



Ordering data

No. of pos.	Type	Order No.	Pcs./ Pkt.	Width w [mm]
2	FKCOW 2,5/ 2-ST-5,08	1860549	250	10.03
3	FKCOW 2,5/ 3-ST-5,08	1860552	250	15.11
4	FKCOW 2,5/ 4-ST-5,08	1860565	250	20.19
5	FKCOW 2,5/ 5-ST-5,08	1860578	100	25.27
6	FKCOW 2,5/ 6-ST-5,08	1860581	100	30.35
7	FKCOW 2,5/ 7-ST-5,08	1860594	100	35.43
8	FKCOW 2,5/ 8-ST-5,08	1860604	100	40.51
9	FKCOW 2,5/ 9-ST-5,08	1860617	100	45.59
10	FKCOW 2,5/10-ST-5,08	1860620	100	50.67
11	FKCOW 2,5/11-ST-5,08	1860633	50	55.75
12	FKCOW 2,5/12-ST-5,08	1860646	50	60.83
13	FKCOW 2,5/13-ST-5,08	1860659	50	65.91
14	FKCOW 2,5/14-ST-5,08	1860662	50	70.99
15	FKCOW 2,5/15-ST-5,08	1860675	50	76.07
16	FKCOW 2,5/16-ST-5,08	1860688	50	81.15
17	FKCOW 2,5/17-ST-5,08	1860691	50	86.23
18	FKCOW 2,5/18-ST-5,08	1860701	50	91.31
19	FKCOW 2,5/19-ST-5,08	1860714	50	96.39
20	FKCOW 2,5/20-ST-5,08	1860727	50	101.47
21	FKCOW 2,5/21-ST-5,08	1860730	50	106.55
22	FKCOW 2,5/22-ST-5,08	1860743	50	111.63
23	FKCOW 2,5/23-ST-5,08	1860756	50	116.71
24	FKCOW 2,5/24-ST-5,08	1860769	50	121.79

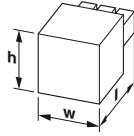



Technical data

Connection system / type of contact		CLASSIC COMBICON / Female connector		
Locking		without		
Connection capacity				
Solid / stranded	[mm ²]	0.2 - 2.5 / 0.2 - 2.5		
Stranded with ferrules without plastic sleeve	[mm ²]	0.25 - 2.5		
Stranded with ferrules with plastic sleeve	[mm ²]	0.14 - 2.5		
2 conductors with same cross section solid / stranded	[mm ²]	- / -		
2 conductors with same cross section, stranded, with ferrule without plastic sleeve	[mm ²]	-		
2 conductors with same cross section, stranded, with TWIN ferrules with plastic sleeve	[mm ²]	-		
Conductor cross section AWG/kcmil		24 - 12		
Stripping length		[mm]	10	
Tightening torque		[Nm]	-	
Electrical parameters				
Rated current / conductor cross section		[A] / [mm ²]	12 / 2.5	
Surge voltage category/degree of pollution			III / 3	II / 2
Rated insulation voltage		[V]	250	320
Rated surge voltage		[kV]	4	4
Approval data (UL/CUL)				
Use Group			B	C
Nominal voltage/current		[V] / [A]	300 / 12	300 / 10
AWG			26-12	26-12
General data				
Type of insulation material / insulation material group			PA / I	
Inflammability class in acc. with UL 94			V0	

PCB plug, Push-in spring connection, Pitch: 5.08 mm

FKCOW 2,5/...-STF



Dimensions	[mm]
Length l	23.7
Height h	16.8



Ordering data

No. of pos.	Type	Order No.	Pcs./ Pkt.	Width w [mm]
2	FKCOW 2,5/ 2-STF-5,08	1860772	250	20.14
3	FKCOW 2,5/ 3-STF-5,08	1860785	250	25.22
4	FKCOW 2,5/ 4-STF-5,08	1860798	250	30.3
5	FKCOW 2,5/ 5-STF-5,08	1860808	100	35.38
6	FKCOW 2,5/ 6-STF-5,08	1860811	100	40.46
7	FKCOW 2,5/ 7-STF-5,08	1860824	100	45.54
8	FKCOW 2,5/ 8-STF-5,08	1860837	100	50.62
9	FKCOW 2,5/ 9-STF-5,08	1860840	100	55.7
10	FKCOW 2,5/10-STF-5,08	1860853	100	60.78
11	FKCOW 2,5/11-STF-5,08	1860866	50	65.86
12	FKCOW 2,5/12-STF-5,08	1860879	50	70.94
13	FKCOW 2,5/13-STF-5,08	1860882	50	76.02
14	FKCOW 2,5/14-STF-5,08	1860895	50	81.1
15	FKCOW 2,5/15-STF-5,08	1860905	50	86.18
16	FKCOW 2,5/16-STF-5,08	1860918	50	91.26
17	FKCOW 2,5/17-STF-5,08	1860921	50	96.34
18	FKCOW 2,5/18-STF-5,08	1860934	50	101.42
19	FKCOW 2,5/19-STF-5,08	1860947	50	106.5
20	FKCOW 2,5/20-STF-5,08	1860950	50	111.58
21	FKCOW 2,5/21-STF-5,08	1860963	50	116.66
22	FKCOW 2,5/22-STF-5,08	1860976	50	121.74
23	FKCOW 2,5/23-STF-5,08	1860989	50	126.82
24	FKCOW 2,5/24-STF-5,08	1860992	50	131.9

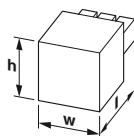


Technical data

Connection system / type of contact		CLASSIC COMBICON / Female connector		
Locking		without		
Connection capacity				
Solid / stranded	[mm ²]	0.2 - 2.5 / 0.2 - 2.5		
Stranded with ferrules without plastic sleeve	[mm ²]	0.25 - 2.5		
Stranded with ferrules with plastic sleeve	[mm ²]	0.14 - 2.5		
2 conductors with same cross section solid / stranded	[mm ²]	- / -		
2 conductors with same cross section, stranded, with ferrule without plastic sleeve	[mm ²]	-		
2 conductors with same cross section, stranded, with TWIN ferrules with plastic sleeve	[mm ²]	-		
Conductor cross section AWG/kcmil		24 - 12		
Stripping length		[mm]	10	
Tightening torque		[Nm]	-	
Electrical parameters				
Rated current / conductor cross section		[A] / [mm ²]	12 / 2.5	
Surge voltage category/degree of pollution			III / 3	II / 2
Rated insulation voltage		[V]	250	320
Rated surge voltage		[kV]	4	4
Approval data (UL/CUL)				
Use Group			B	C
Nominal voltage/current		[V] / [A]	300 / 12	300 / 10
AWG			26-12	26-12
General data				
Type of insulation material / insulation material group			PA / I	
Inflammability class in acc. with UL 94			V0	

PCB plug, Push-in spring connection, Pitch: 5 mm

TVFKC 1,5/...-ST, Linear pinning



Dimensions	[mm]
Length l	23.3
Height h	15



Ordering data

No. of pos.	Type	Order No.	Pcs./ Pkt.	Width w [mm]
2	TVFKC 1,5/ 2-ST	1713839	50	10
3	TVFKC 1,5/ 3-ST	1713842	50	15
4	TVFKC 1,5/ 4-ST	1713855	50	20
5	TVFKC 1,5/ 5-ST	1713868	50	25
6	TVFKC 1,5/ 6-ST	1713871	50	30
7	TVFKC 1,5/ 7-ST	1713884	50	35
8	TVFKC 1,5/ 8-ST	1713897	50	40
9	TVFKC 1,5/ 9-ST	1713907	50	45
10	TVFKC 1,5/10-ST	1713910	50	50

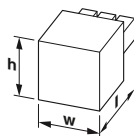


Technical data

Connection system / type of contact	CLASSIC COMBICON / Female connector		
Locking	without		
Connection capacity			
Solid / stranded	[mm ²]	0.2 - 1.5 / 0.2 - 1.5	
Stranded with ferrules without plastic sleeve	[mm ²]	0.25 - 1.5	
Stranded with ferrules with plastic sleeve	[mm ²]	0.25 - 1.5	
2 conductors with same cross section solid / stranded	[mm ²]	- / -	
2 conductors with same cross section, stranded, with ferrule without plastic sleeve	[mm ²]	-	
2 conductors with same cross section, stranded, with TWIN ferrules with plastic sleeve	[mm ²]	-	
Conductor cross section AWG/kcmil		24 - 16	
Stripping length	[mm]	8	
Tightening torque	[Nm]	-	
Electrical parameters			
Rated current / conductor cross section	[A] / [mm ²]	10 / 1.5	
Surge voltage category/degree of pollution		III / 3	III / 2
Rated insulation voltage	[V]	250	320
Rated surge voltage	[kV]	4	4
Approval data (UL/CUL)			
Use Group		B	C
Nominal voltage/current	[V] / [A]	300 / 8	300 / 8
AWG		24-16	24-16
General data			
Type of insulation material / insulation material group	PA / I		
Inflammability class in acc. with UL 94	V0		

PCB plug, Push-in spring connection, Pitch: 5.08 mm

TFKC 2,5/...-ST



Dimensions	[mm]
Length l	25.7
Height h	22.1



Ordering data

No. of pos.	Type	Order No.	Pcs./ Pkt.	Width w [mm]
2	TFKC 2,5/ 2-ST-5,08	1962600	50	10.06
3	TFKC 2,5/ 3-ST-5,08	1962613	50	15.14
4	TFKC 2,5/ 4-ST-5,08	1962626	50	20.22
5	TFKC 2,5/ 5-ST-5,08	1962639	50	25.3
6	TFKC 2,5/ 6-ST-5,08	1962642	50	30.38
7	TFKC 2,5/ 7-ST-5,08	1962655	50	35.46
8	TFKC 2,5/ 8-ST-5,08	1962668	50	40.54
9	TFKC 2,5/ 9-ST-5,08	1962671	50	45.62
10	TFKC 2,5/10-ST-5,08	1962684	50	50.7



Technical data

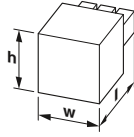
Connection system / type of contact	CLASSIC COMBICON / Female connector		
Locking	without		
Connection capacity			
Solid / stranded	[mm ²]	0.2 - 2.5 / 0.2 - 2.5	
Stranded with ferrules without plastic sleeve	[mm ²]	0.25 - 2.5	
Stranded with ferrules with plastic sleeve	[mm ²]	0.25 - 2.5	
2 conductors with same cross section solid / stranded	[mm ²]	- / -	
2 conductors with same cross section, stranded, with ferrule without plastic sleeve	[mm ²]	-	
2 conductors with same cross section, stranded, with TWIN ferrules with plastic sleeve	[mm ²]	0.5 - 1.5	
Conductor cross section AWG/kcmil		24 - 12	
Stripping length	[mm]	10	
Tightening torque	[Nm]	-	
Electrical parameters			
Rated current / conductor cross section	[A] / [mm ²]	12 / 2.5	
Surge voltage category/degree of pollution		III / 3	III / 2
Rated insulation voltage	[V]	320	320
Rated surge voltage	[kV]	4	4
Approval data (UL/CUL)			
Use Group		B	C
Nominal voltage/current	[V] / [A]	300 / 10	300 / 10
AWG		26-12	26-12
General data			
Type of insulation material / insulation material group	PA / I		
Inflammability class in acc. with UL 94	V0		

PCB connectors

Conductor cross section up to 2.5 mm² (AWG 14)

PCB plug, Push-in spring connection, Pitch: 5.08 mm

TFKC 2,5/...-STF



Dimensions	[mm]
Length l	25.7
Height h	22.1



Ordering data

No. of pos.	Type	Order No.	Pcs./ Pkt.	Width w [mm]
2	TFKC 2,5/ 2-STF-5,08	1962697	50	19.96
3	TFKC 2,5/ 3-STF-5,08	1962707	50	25.04
4	TFKC 2,5/ 4-STF-5,08	1962710	50	30.12
5	TFKC 2,5/ 5-STF-5,08	1962723	50	35.2
6	TFKC 2,5/ 6-STF-5,08	1962736	50	40.28
7	TFKC 2,5/ 7-STF-5,08	1962749	50	45.36
8	TFKC 2,5/ 8-STF-5,08	1962752	50	50.44
9	TFKC 2,5/ 9-STF-5,08	1962765	50	55.52
10	TFKC 2,5/10-STF-5,08	1962778	50	60.6

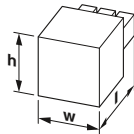


Technical data

Connection system / type of contact		CLASSIC COMBICON / Female connector		
Locking		Screw flange		
Connection capacity				
Solid / stranded	[mm ²]	0.2 - 2.5 / 0.2 - 2.5		
Stranded with ferrules without plastic sleeve	[mm ²]	0.25 - 2.5		
Stranded with ferrules with plastic sleeve	[mm ²]	0.25 - 2.5		
2 conductors with same cross section solid / stranded	[mm ²]	- / -		
2 conductors with same cross section, stranded, with ferrule without plastic sleeve	[mm ²]	-		
2 conductors with same cross section, stranded, with TWIN ferrules with plastic sleeve	[mm ²]	0.5 - 1.5		
Conductor cross section AWG/kcmil		24 - 12		
Stripping length		[mm]	10	
Tightening torque		[Nm]	-	
Electrical parameters				
Rated current / conductor cross section		[A] / [mm ²]	12 / 2.5	
Surge voltage category/degree of pollution			III / 3	II / 2
Rated insulation voltage		[V]	320	320
Rated surge voltage		[kV]	4	4
Approval data (UL/CUL)				
Use Group			B	C
Nominal voltage/current		[V] / [A]	300 / 10	300 / 10
AWG			26-12	26-12
General data				
Type of insulation material / insulation material group			PA / I	
Inflammability class in acc. with UL 94			V0	

PCB plug, Push-in spring connection, Pitch: 7.5 mm

GFKC 2,5/...-ST



Dimensions	[mm]
Length l	25.6
Height h	15



Ordering data

No. of pos.	Type	Order No.	Pcs./ Pkt.	Width w [mm]
2	GFKC 2,5/ 2-ST-7,5	1939413	50	13.2
3	GFKC 2,5/ 3-ST-7,5	1939426	50	20.7
4	GFKC 2,5/ 4-ST-7,5	1939439	50	28.2
5	GFKC 2,5/ 5-ST-7,5	1939442	50	35.7
6	GFKC 2,5/ 6-ST-7,5	1939455	50	43.2
7	GFKC 2,5/ 7-ST-7,5	1939468	50	50.7
8	GFKC 2,5/ 8-ST-7,5	1939471	50	58.2
9	GFKC 2,5/ 9-ST-7,5	1939484	50	65.7
10	GFKC 2,5/10-ST-7,5	1939497	50	73.2
11	GFKC 2,5/11-ST-7,5	1939507	50	80.7
12	GFKC 2,5/12-ST-7,5	1939510	50	88.2

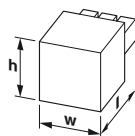


Technical data

Connection system / type of contact		CLASSIC COMBICON / Female connector		
Locking		without		
Connection capacity				
Solid / stranded	[mm ²]	0.2 - 2.5 / 0.2 - 2.5		
Stranded with ferrules without plastic sleeve	[mm ²]	0.25 - 2.5		
Stranded with ferrules with plastic sleeve	[mm ²]	0.25 - 2.5		
2 conductors with same cross section solid / stranded	[mm ²]	- / -		
2 conductors with same cross section, stranded, with ferrule without plastic sleeve	[mm ²]	-		
2 conductors with same cross section, stranded, with TWIN ferrules with plastic sleeve	[mm ²]	0.5 - 1.5		
Conductor cross section AWG/kcmil		24 - 12		
Stripping length		[mm]	10	
Tightening torque		[Nm]	-	
Electrical parameters				
Rated current / conductor cross section		[A] / [mm ²]	12 / 2.5	
Surge voltage category/degree of pollution			III / 3	II / 2
Rated insulation voltage		[V]	400	630
Rated surge voltage		[kV]	6	6
Approval data (UL/CUL)				
Use Group			B	C
Nominal voltage/current		[V] / [A]	300 / 10	300 / 10
AWG			26-12	26-12
Approval data (CSA)				
Use Group			B	C
Nominal voltage/current		[V] / [A]	300 / 12	300 / 10
AWG			24-12	24-12
General data				
Type of insulation material / insulation material group			PA / I	
Inflammability class in acc. with UL 94			V0	

PCB plug, Push-in spring connection, Pitch: 7.62 mm

GFKC 2,5/...-ST



Dimensions	[mm]
Length l	25.56
Height h	15



Ordering data

No. of pos.	Type	Order No.	Pcs./ Pkt.	Width w [mm]
2	GFKC 2,5/ 2-ST-7,62	1939633	50	13.32
3	GFKC 2,5/ 3-ST-7,62	1939646	50	20.94
4	GFKC 2,5/ 4-ST-7,62	1939659	50	28.56
5	GFKC 2,5/ 5-ST-7,62	1939662	50	36.18
6	GFKC 2,5/ 6-ST-7,62	1939675	50	43.8
7	GFKC 2,5/ 7-ST-7,62	1939688	50	51.42
8	GFKC 2,5/ 8-ST-7,62	1939691	50	59.04
9	GFKC 2,5/ 9-ST-7,62	1939701	50	66.66
10	GFKC 2,5/10-ST-7,62	1939714	50	74.28
11	GFKC 2,5/11-ST-7,62	1939727	50	81.9
12	GFKC 2,5/12-ST-7,62	1939730	50	89.52

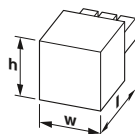


Technical data

Connection system / type of contact	CLASSIC COMBICON / Female connector			
Locking	without			
Connection capacity				
Solid / stranded	[mm ²]	0.2 - 2.5 / 0.2 - 2.5		
Stranded with ferrules without plastic sleeve	[mm ²]	0.25 - 2.5		
Stranded with ferrules with plastic sleeve	[mm ²]	0.25 - 2.5		
2 conductors with same cross section solid / stranded	[mm ²]	- / -		
2 conductors with same cross section, stranded, with ferrule without plastic sleeve	[mm ²]	-		
2 conductors with same cross section, stranded, with TWIN ferrules with plastic sleeve	[mm ²]	0.5 - 1.5		
Conductor cross section AWG/kcmil		24 - 12		
Stripping length	[mm]	10		
Tightening torque	[Nm]	-		
Electrical parameters				
Rated current / conductor cross section	[A] / [mm ²]	12 / 2.5		
Surge voltage category/degree of pollution		III / 3	III / 2	II / 2
Rated insulation voltage	[V]	400	630	1000
Rated surge voltage	[kV]	6	6	6
Approval data (UL/CUL)				
Use Group		B	C	D
Nominal voltage/current	[V] / [A]	300 / 10	-	300 / 10
AWG		26-12	-	26-12
Approval data (CSA)				
Use Group		B	C	D
Nominal voltage/current	[V] / [A]	300 / 12	-	300 / 10
AWG		24-12	-	24-12
General data				
Type of insulation material / insulation material group		PA / I		
Inflammability class in acc. with UL 94		V0		

PCB plug, Push-in spring connection, Pitch: 7.62 mm

GFKC 2,5/...-STF



Dimensions	[mm]
Length l	25.6
Height h	15



Ordering data

No. of pos.	Type	Order No.	Pcs./ Pkt.	Width w [mm]
2	GFKC 2,5/ 2-STF-7,62	1939743	50	24.84
3	GFKC 2,5/ 3-STF-7,62	1939756	50	32.46
4	GFKC 2,5/ 4-STF-7,62	1939769	50	40.08
5	GFKC 2,5/ 5-STF-7,62	1939772	50	47.7
6	GFKC 2,5/ 6-STF-7,62	1939785	50	55.32
7	GFKC 2,5/ 7-STF-7,62	1939798	50	62.94
8	GFKC 2,5/ 8-STF-7,62	1939808	50	70.56
9	GFKC 2,5/ 9-STF-7,62	1939811	50	78.18
10	GFKC 2,5/10-STF-7,62	1939824	50	85.8
11	GFKC 2,5/11-STF-7,62	1939837	50	93.42
12	GFKC 2,5/12-STF-7,62	1939840	50	101.04



Technical data

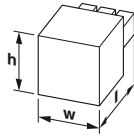
Connection system / type of contact	CLASSIC COMBICON / Female connector			
Locking	Screw flange			
Connection capacity				
Solid / stranded	[mm ²]	0.2 - 2.5 / 0.2 - 2.5		
Stranded with ferrules without plastic sleeve	[mm ²]	0.25 - 2.5		
Stranded with ferrules with plastic sleeve	[mm ²]	0.25 - 2.5		
2 conductors with same cross section solid / stranded	[mm ²]	- / -		
2 conductors with same cross section, stranded, with ferrule without plastic sleeve	[mm ²]	-		
2 conductors with same cross section, stranded, with TWIN ferrules with plastic sleeve	[mm ²]	0.5 - 1.5		
Conductor cross section AWG/kcmil		24 - 12		
Stripping length	[mm]	10		
Tightening torque	[Nm]	-		
Electrical parameters				
Rated current / conductor cross section	[A] / [mm ²]	12 / 2.5		
Surge voltage category/degree of pollution		III / 3	III / 2	II / 2
Rated insulation voltage	[V]	400	630	1000
Rated surge voltage	[kV]	6	6	6
Approval data (UL/CUL)				
Use Group		B	C	D
Nominal voltage/current	[V] / [A]	300 / 10	-	300 / 10
AWG		26-12	-	26-12
Approval data (CSA)				
Use Group		B	C	D
Nominal voltage/current	[V] / [A]	300 / 12	-	300 / 10
AWG		24-12	-	24-12
General data				
Type of insulation material / insulation material group		PA / I		
Inflammability class in acc. with UL 94		V0		

PCB connectors

Conductor cross section up to 2.5 mm² (AWG 14)

PCB plug, Push-in spring connection, Pitch: 7.62 mm

GFKC 2,5/...-STF-EX



Dimensions	[mm]
Length l	25.6
Height h	15

ERC

Ex: EAC Ex

Ordering data

No. of pos.	Type	Order No.	Pcs./ Pkt.	Width w [mm]
2	GFKC 2,5/ 2-STF-7,62 EX	1796212	50	24.84
3	GFKC 2,5/ 3-STF-7,62 EX	1796225	50	32.46
4	GFKC 2,5/ 4-STF-7,62 EX	1796238	50	40.08
5	GFKC 2,5/ 5-STF-7,62 EX	1796241	50	47.7
6	GFKC 2,5/ 6-STF-7,62 EX	1796254	50	55.32
7	GFKC 2,5/ 7-STF-7,62 EX	1796267	50	62.94
8	GFKC 2,5/ 8-STF-7,62 EX	1796270	50	70.56
9	GFKC 2,5/ 9-STF-7,62 EX	1796283	50	78.18
9	GFKC 2,5/ 9-STF-7,62 EX	1796283	50	78.18
11	GFKC 2,5/11-STF-7,62 EX	1796306	50	93.42
12	GFKC 2,5/12-STF-7,62 EX	1796319	50	101.04

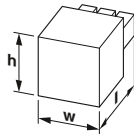



Technical data

Connection system / type of contact	CLASSIC COMBICON (EX) / Female connector	
Locking	Screw flange	
Ex marking	0344 Ex II 2GD Ex e IIC Gb	
Examination certificate	KEMA 10ATEX0196 U	
IECEx certificate	IECEx KEM 10.0093U	
Connection capacity		
Solid / stranded	[mm ²]	0.2 - 2.5 / 0.2 - 2.5
Solid / stranded	AWG	- / 24 - 12
Stripping length	[mm]	10
Tightening torque clamping space	[Nm]	-
Electrical parameters		
Rated current / conductor cross section	[A] / [mm ²]	12 / 2.5
Rated voltage	[V]	352
General data		
Type of insulation material / insulation material group	PA / I	
Inflammability class in acc. with UL 94	V0	

PCB plug, Push-in spring connection, Pitch: 5.08 mm

FKIC 2,5/...-ST



Dimensions	[mm]
Length l	27.5
Height h	15

UL US ERC CB

Ordering data

No. of pos.	Type	Order No.	Pcs./ Pkt.	Width w [mm]
2	FKIC 2,5/ 2-ST-5,08	1873359	100	12.16
3	FKIC 2,5/ 3-ST-5,08	1873362	100	17.24
4	FKIC 2,5/ 4-ST-5,08	1873375	100	22.32
5	FKIC 2,5/ 5-ST-5,08	1873388	100	27.4
6	FKIC 2,5/ 6-ST-5,08	1873391	50	32.48
7	FKIC 2,5/ 7-ST-5,08	1873401	50	37.56
8	FKIC 2,5/ 8-ST-5,08	1873414	50	42.64
9	FKIC 2,5/ 9-ST-5,08	1873427	50	47.72
10	FKIC 2,5/10-ST-5,08	1873430	50	52.8
11	FKIC 2,5/11-ST-5,08	1873443	50	57.88
12	FKIC 2,5/12-ST-5,08	1873456	50	62.96
13	FKIC 2,5/13-ST-5,08	1873469	50	68.04
14	FKIC 2,5/14-ST-5,08	1873472	50	73.12
15	FKIC 2,5/15-ST-5,08	1873485	50	78.2
16	FKIC 2,5/16-ST-5,08	1873498	50	83.28
17	FKIC 2,5/17-ST-5,08	1982855	50	88.36



Technical data

Connection system / type of contact	CLASSIC COMBICON / Male connector		
Locking	without		
Connection capacity			
Solid / stranded	[mm ²]	0.2 - 2.5 / 0.2 - 2.5	
Stranded with ferrules without plastic sleeve	[mm ²]	0.25 - 2.5	
Stranded with ferrules with plastic sleeve	[mm ²]	0.25 - 2.5	
2 conductors with same cross section solid / stranded	[mm ²]	- / -	
2 conductors with same cross section, stranded, with ferrule without plastic sleeve	[mm ²]	-	
2 conductors with same cross section, stranded, with TWIN ferrules with plastic sleeve	[mm ²]	0.5 - 1.5	
Conductor cross section AWG/kcmil	24 - 12		
Stripping length	[mm]	10	
Tightening torque	[Nm]	-	
Electrical parameters			
Rated current / conductor cross section	[A] / [mm ²]	12 / 2.5	
Surge voltage category/degree of pollution		III/3	III / 2 II / 2
Rated insulation voltage	[V]	320	320 630
Rated surge voltage	[kV]	4	4 4
Approval data (UL/CUL)			
Use Group		B	C D
Nominal voltage/current	[V] / [A]	300 / 10	- 300 / 10
AWG		26-12	- 26-12
General data			
Type of insulation material / insulation material group	PA / I		
Inflammability class in acc. with UL 94	V0		

PCB plug, Push-in spring connection, Pitch: 5.08 mm

FKIC 2,5/...-STF



Dimensions	[mm]
Length l	27
Height h	15



Ordering data

No. of pos.	Type	Order No.	Pcs./ Pkt.	Width w [mm]
2	FKIC 2,5/ 2-STF-5,08	1873508	50	20.24
3	FKIC 2,5/ 3-STF-5,08	1873511	50	25.32
4	FKIC 2,5/ 4-STF-5,08	1873524	50	30.4
5	FKIC 2,5/ 5-STF-5,08	1873537	50	35.48
6	FKIC 2,5/ 6-STF-5,08	1873540	50	40.56
7	FKIC 2,5/ 7-STF-5,08	1873553	50	45.64
8	FKIC 2,5/ 8-STF-5,08	1873566	50	50.72
9	FKIC 2,5/ 9-STF-5,08	1873579	50	55.8
10	FKIC 2,5/10-STF-5,08	1873582	50	60.88
11	FKIC 2,5/11-STF-5,08	1873595	50	65.96
12	FKIC 2,5/12-STF-5,08	1873605	50	71.04
13	FKIC 2,5/13-STF-5,08	1873618	50	76.12
14	FKIC 2,5/14-STF-5,08	1873621	50	81.2
15	FKIC 2,5/15-STF-5,08	1873634	50	86.28
16	FKIC 2,5/16-STF-5,08	1873647	50	91.36

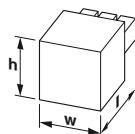


Technical data

Connection system / type of contact	CLASSIC COMBICON / Male connector		
Locking	Screw flange		
Connection capacity			
Solid / stranded	[mm ²]	0.2 - 2.5 / 0.2 - 2.5	
Stranded with ferrules without plastic sleeve	[mm ²]	0.25 - 2.5	
Stranded with ferrules with plastic sleeve	[mm ²]	0.25 - 2.5	
2 conductors with same cross section solid / stranded	[mm ²]	- / -	
2 conductors with same cross section, stranded, with ferrule without plastic sleeve	[mm ²]	-	
2 conductors with same cross section, stranded, with TWIN ferrules with plastic sleeve	[mm ²]	0.5 - 1.5	
Conductor cross section AWG/kcmil		24 - 12	
Stripping length	[mm]	10	
Tightening torque	[Nm]	-	
Electrical parameters			
Rated current / conductor cross section	[A] / [mm ²]	12 / 2.5	
Surge voltage category/degree of pollution		III / 3	II / 2
Rated insulation voltage	[V]	320	630
Rated surge voltage	[kV]	4	4
Approval data (UL/CUL)			
Use Group		B	C D
Nominal voltage/current	[V] / [A]	300 / 10	300 / 10
AWG		26-12	26-12
General data			
Type of insulation material / insulation material group		PA / I	
Inflammability class in acc. with UL 94		V0	

PCB plug, Push-in spring connection, Pitch: 5.08 mm

FKIC 2,5/...-STF-EX



Dimensions	[mm]
Length l	27
Height h	15

ERL

Ex: EAC Ex

Ordering data

No. of pos.	Type	Order No.	Pcs./ Pkt.	Width w [mm]
2	FKIC 2,5/ 2-STF-5,08 EX	1810227	50	20.24
3	FKIC 2,5/ 3-STF-5,08 EX	1810230	50	25.32
4	FKIC 2,5/ 4-STF-5,08 EX	1810243	50	30.4
5	FKIC 2,5/ 5-STF-5,08 EX	1810256	50	35.48
6	FKIC 2,5/ 6-STF-5,08 EX	1810269	50	40.56
7	FKIC 2,5/ 7-STF-5,08 EX	1810272	50	45.64
8	FKIC 2,5/ 8-STF-5,08 EX	1810285	50	50.72
9	FKIC 2,5/ 9-STF-5,08 EX	1810298	50	55.8
10	FKIC 2,5/10-STF-5,08 EX	1810308	50	60.88
11	FKIC 2,5/11-STF-5,08 EX	1810311	50	65.96
12	FKIC 2,5/12-STF-5,08 EX	1810324	50	71.04



Technical data

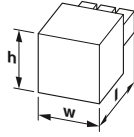

Connection system / type of contact	CLASSIC COMBICON (EX) / Male connector		
Locking	Screw flange		
Ex marking	0344 Ex II 2GD Ex e IIC Gb		
Examination certificate	KEMA 10ATEX0196 U		
IECEx certificate	IECEx KEM 10.0093U		
Connection capacity			
Solid / stranded	[mm ²]	0.2 - 2.5 / 0.2 - 2.5	
Solid / stranded	AWG	- / 24 - 12	
Stripping length	[mm]	10	
Tightening torque clamping space	[Nm]	-	
Electrical parameters			
Rated current / conductor cross section	[A] / [mm ²]	12 / 2.5	
Rated voltage	[V]	176	
General data			
Type of insulation material / insulation material group		PA / I	
Inflammability class in acc. with UL 94		V0	

PCB connectors

Conductor cross section up to 2.5 mm² (AWG 14)

PCB plug, Push-in spring connection, Pitch: 5 mm

FKIC 2,5/...-ST-RN



Dimensions	[mm]
Length l	15.2
Height h	16.5



Ordering data

No. of pos.	Type	Order No.	Pcs./ Pkt.	Width w [mm]
2	FKIC 2,5/ 2-ST-RN	1946901	50	10
3	FKIC 2,5/ 3-ST-RN	1946914	50	15
4	FKIC 2,5/ 4-ST-RN	1946927	50	20
5	FKIC 2,5/ 5-ST-RN	1946930	50	25
6	FKIC 2,5/ 6-ST-RN	1946943	50	30
7	FKIC 2,5/ 7-ST-RN	1946956	50	35
8	FKIC 2,5/ 8-ST-RN	1946969	50	40
9	FKIC 2,5/ 9-ST-RN	1946972	50	45
10	FKIC 2,5/10-ST-RN	1946985	50	50
11	FKIC 2,5/11-ST-RN	1946998	50	55
12	FKIC 2,5/12-ST-RN	1947007	50	60
13	FKIC 2,5/13-ST-RN	1947010	50	65
14	FKIC 2,5/14-ST-RN	1947023	50	70
15	FKIC 2,5/15-ST-RN	1947036	50	75
16	FKIC 2,5/16-ST-RN	1947049	50	80

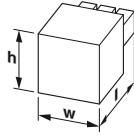



Technical data

Connection system / type of contact		CLASSIC COMBICON / Male connector		
Locking		Engagement nose		
Connection capacity				
Solid / stranded	[mm ²]	0.2 - 2.5 / 0.2 - 2.5		
Stranded with ferrules without plastic sleeve	[mm ²]	0.25 - 2.5		
Stranded with ferrules with plastic sleeve	[mm ²]	0.25 - 2.5		
2 conductors with same cross section solid / stranded	[mm ²]	- / -		
2 conductors with same cross section, stranded, with ferrule without plastic sleeve	[mm ²]	-		
2 conductors with same cross section, stranded, with TWIN ferrules with plastic sleeve	[mm ²]	0.5 - 1		
Conductor cross section AWG/kcmil		24 - 16		
Stripping length		10		
Tightening torque		-		
Electrical parameters				
Rated current / conductor cross section [A] / [mm ²]		12 / 2.5		
Surge voltage category/degree of pollution		III/3	III/2	II/2
Rated insulation voltage [V]		250	320	630
Rated surge voltage [kV]		4	4	4
Approval data (UL/CUL)				
Use Group		B	C	D
Nominal voltage/current [V] / [A]		300 / 10	-	300 / 10
AWG		26-12	-	26-12
General data				
Type of insulation material / insulation material group		PA / I		
Inflammability class in acc. with UL 94		V0		

PCB plug, Push-in spring connection, Pitch: 5.08 mm

FKIC 2,5/...-ST-RN



Dimensions	[mm]
Length l	27
Height h	15



Ordering data

No. of pos.	Type	Order No.	Pcs./ Pkt.	Width w [mm]
2	FKIC 2,5/ 2-ST-5,08-RN	1925867	100	12.16
3	FKIC 2,5/ 3-ST-5,08-RN	1925870	100	17.24
4	FKIC 2,5/ 4-ST-5,08-RN	1925883	100	22.32
5	FKIC 2,5/ 5-ST-5,08-RN	1925896	100	27.4
6	FKIC 2,5/ 6-ST-5,08-RN	1925906	50	32.48
7	FKIC 2,5/ 7-ST-5,08-RN	1925919	50	37.56
8	FKIC 2,5/ 8-ST-5,08-RN	1925922	50	42.64
9	FKIC 2,5/ 9-ST-5,08-RN	1925935	50	47.72
10	FKIC 2,5/10-ST-5,08-RN	1925948	50	52.8
11	FKIC 2,5/11-ST-5,08-RN	1925951	50	57.88
12	FKIC 2,5/12-ST-5,08-RN	1925964	50	62.96
13	FKIC 2,5/13-ST-5,08-RN	1925977	50	68.04
14	FKIC 2,5/14-ST-5,08-RN	1925980	50	73.12
15	FKIC 2,5/15-ST-5,08-RN	1925993	50	78.2
16	FKIC 2,5/16-ST-5,08-RN	1926002	50	83.28

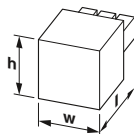


Technical data

Connection system / type of contact		CLASSIC COMBICON / Male connector		
Locking		Engagement nose		
Connection capacity				
Solid / stranded	[mm ²]	0.2 - 2.5 / 0.2 - 2.5		
Stranded with ferrules without plastic sleeve	[mm ²]	0.25 - 2.5		
Stranded with ferrules with plastic sleeve	[mm ²]	0.25 - 2.5		
2 conductors with same cross section solid / stranded	[mm ²]	- / -		
2 conductors with same cross section, stranded, with ferrule without plastic sleeve	[mm ²]	-		
2 conductors with same cross section, stranded, with TWIN ferrules with plastic sleeve	[mm ²]	0.5 - 1.5		
Conductor cross section AWG/kcmil		24 - 12		
Stripping length		10		
Tightening torque		-		
Electrical parameters				
Rated current / conductor cross section [A] / [mm ²]		12 / 2.5		
Surge voltage category/degree of pollution		III/3	III/2	II/2
Rated insulation voltage [V]		320	320	630
Rated surge voltage [kV]		4	4	4
Approval data (UL/CUL)				
Use Group		B	C	D
Nominal voltage/current [V] / [A]		300 / 10	-	300 / 10
AWG		26-12	-	26-12
General data				
Type of insulation material / insulation material group		PA / I		
Inflammability class in acc. with UL 94		V0		

PCB plug, Push-in spring connection, Pitch: 5.08 mm

FKICS 2,5/...-ST



Dimensions	[mm]
Length l	26.4
Height h	15



Ordering data

No. of pos.	Type	Order No.	Pcs./ Pkt.	Width w [mm]
2	FKICS 2,5/ 2-ST-5,08	1981746	50	10.78
3	FKICS 2,5/ 3-ST-5,08	1981759	50	15.86
4	FKICS 2,5/ 4-ST-5,08	1981762	50	20.94
5	FKICS 2,5/ 5-ST-5,08	1981775	50	26.02
6	FKICS 2,5/ 6-ST-5,08	1981788	50	31.1
7	FKICS 2,5/ 7-ST-5,08	1981791	50	36.18
8	FKICS 2,5/ 8-ST-5,08	1981801	50	41.26
9	FKICS 2,5/ 9-ST-5,08	1981814	50	46.34
10	FKICS 2,5/10-ST-5,08	1981827	50	51.42
11	FKICS 2,5/11-ST-5,08	1981830	50	56.5
12	FKICS 2,5/12-ST-5,08	1981843	50	61.58
13	FKICS 2,5/13-ST-5,08	1981856	50	66.66
14	FKICS 2,5/14-ST-5,08	1981869	50	71.74
15	FKICS 2,5/15-ST-5,08	1981872	50	76.82
16	FKICS 2,5/16-ST-5,08	1981885	50	81.9

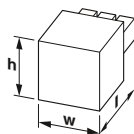


Technical data

Connection system / type of contact	CLASSIC COMBICON / Male connector			
Locking	without			
Connection capacity				
Solid / stranded	[mm ²]	0.2 - 2.5 / 0.2 - 2.5		
Stranded with ferrules without plastic sleeve	[mm ²]	0.25 - 2.5		
Stranded with ferrules with plastic sleeve	[mm ²]	0.25 - 2.5		
2 conductors with same cross section solid / stranded	[mm ²]	- / -		
2 conductors with same cross section, stranded, with ferrule without plastic sleeve	[mm ²]	-		
2 conductors with same cross section, stranded, with TWIN ferrules with plastic sleeve	[mm ²]	0.5 - 1.5		
Conductor cross section AWG/kcmil		24 - 12		
Stripping length	[mm]	10		
Tightening torque	[Nm]	-		
Electrical parameters				
Rated current / conductor cross section	[A] / [mm ²]	12 / 2.5		
Surge voltage category/degree of pollution		III / 3	III / 2	II / 2
Rated insulation voltage	[V]	320	320	630
Rated surge voltage	[kV]	4	4	4
Approval data (UL/CUL)				
Use Group		B	C	D
Nominal voltage/current	[V] / [A]	300 / 10	-	300 / 10
AWG		26-12	-	26-12
General data				
Type of insulation material / insulation material group	PA / I			
Inflammability class in acc. with UL 94	V0			

PCB plug, Push-in spring connection, Pitch: 5.08 mm

FKICS 2,5/...-STF



Dimensions	[mm]
Length l	26.4
Height h	15



Ordering data

No. of pos.	Type	Order No.	Pcs./ Pkt.	Width w [mm]
2	FKICS 2,5/ 2-STF-5,08	1981898	50	20.24
3	FKICS 2,5/ 3-STF-5,08	1981908	50	25.32
4	FKICS 2,5/ 4-STF-5,08	1981911	50	30.4
5	FKICS 2,5/ 5-STF-5,08	1981924	50	35.48
6	FKICS 2,5/ 6-STF-5,08	1981937	50	40.56
7	FKICS 2,5/ 7-STF-5,08	1981940	50	45.64
8	FKICS 2,5/ 8-STF-5,08	1981953	50	50.72
9	FKICS 2,5/ 9-STF-5,08	1981966	50	55.8
10	FKICS 2,5/10-STF-5,08	1981979	50	60.88
11	FKICS 2,5/11-STF-5,08	1981982	50	65.96
12	FKICS 2,5/12-STF-5,08	1981995	50	71.04
13	FKICS 2,5/13-STF-5,08	1982004	50	76.12
14	FKICS 2,5/14-STF-5,08	1982017	50	81.2
15	FKICS 2,5/15-STF-5,08	1982020	50	86.28
16	FKICS 2,5/16-STF-5,08	1982033	50	91.36



Technical data

Connection system / type of contact	CLASSIC COMBICON / Male connector			
Locking	Screw flange			
Connection capacity				
Solid / stranded	[mm ²]	0.2 - 2.5 / 0.2 - 2.5		
Stranded with ferrules without plastic sleeve	[mm ²]	0.25 - 2.5		
Stranded with ferrules with plastic sleeve	[mm ²]	0.25 - 2.5		
2 conductors with same cross section solid / stranded	[mm ²]	- / -		
2 conductors with same cross section, stranded, with ferrule without plastic sleeve	[mm ²]	-		
2 conductors with same cross section, stranded, with TWIN ferrules with plastic sleeve	[mm ²]	0.5 - 1.5		
Conductor cross section AWG/kcmil		24 - 12		
Stripping length	[mm]	10		
Tightening torque	[Nm]	-		
Electrical parameters				
Rated current / conductor cross section	[A] / [mm ²]	12 / 2.5		
Surge voltage category/degree of pollution		III / 3	III / 2	II / 2
Rated insulation voltage	[V]	320	320	630
Rated surge voltage	[kV]	4	4	4
Approval data (UL/CUL)				
Use Group		B	C	D
Nominal voltage/current	[V] / [A]	300 / 10	-	300 / 10
AWG		26-12	-	26-12
General data				
Type of insulation material / insulation material group	PA / I			
Inflammability class in acc. with UL 94	V0			

PCB connectors

Conductor cross section up to 2.5 mm² (AWG 14)

PCB plug, Push-in spring connection, Pitch: 5.08 mm

FKICS 2,5/...-STD-RN



Dimensions	[mm]
Length l	26.4
Height h	15



Ordering data

No. of pos.	Type	Order No.	Pcs./ Pkt.	Width w [mm]
2	FKICS 2,5/ 2-STD-5,08-RN	1808721	50	23.38
3	FKICS 2,5/ 3-STD-5,08-RN	1808734	50	28.46
4	FKICS 2,5/ 4-STD-5,08-RN	1808747	50	33.54
5	FKICS 2,5/ 5-STD-5,08-RN	1808750	50	38.62
6	FKICS 2,5/ 6-STD-5,08-RN	1808763	50	43.7
7	FKICS 2,5/ 7-STD-5,08-RN	1808776	50	48.78
8	FKICS 2,5/ 8-STD-5,08-RN	1808789	50	53.86
9	FKICS 2,5/ 9-STD-5,08-RN	1808792	50	58.94
10	FKICS 2,5/10-STD-5,08-RN	1808802	50	64.02
11	FKICS 2,5/11-STD-5,08-RN	1808815	50	69.1
12	FKICS 2,5/12-STD-5,08-RN	1808828	50	74.18
13	FKICS 2,5/13-STD-5,08-RN	1808831	50	79.26
14	FKICS 2,5/14-STD-5,08-RN	1808844	50	84.34
15	FKICS 2,5/15-STD-5,08-RN	1808857	50	89.42
16	FKICS 2,5/16-STD-5,08-RN	1808860	50	94.5

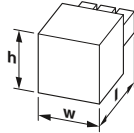


Technical data

Connection system / type of contact		CLASSIC COMBICON / Male connector		
Locking		Engagement nose		
Connection capacity				
Solid / stranded	[mm ²]	0.2 - 2.5 / 0.2 - 2.5		
Stranded with ferrules without plastic sleeve	[mm ²]	0.25 - 2.5		
Stranded with ferrules with plastic sleeve	[mm ²]	0.25 - 2.5		
2 conductors with same cross section solid / stranded	[mm ²]	- / -		
2 conductors with same cross section, stranded, with ferrule without plastic sleeve	[mm ²]	-		
2 conductors with same cross section, stranded, with TWIN ferrules with plastic sleeve	[mm ²]	0.5 - 1.5		
Conductor cross section AWG/kcmil		24 - 12		
Stripping length		10		
Tightening torque		-		
Electrical parameters				
Rated current / conductor cross section [A] / [mm ²]		12 / 2.5		
Surge voltage category/degree of pollution		III/3	III/2	II/2
Rated insulation voltage [V]		320	320	630
Rated surge voltage [kV]		4	4	4
Approval data (UL/CUL)				
Use Group		B	C	D
Nominal voltage/current [V] / [A]		300 / 10	-	300 / 10
AWG		26-12	-	26-12
General data				
Type of insulation material / insulation material group		PA / I		
Inflammability class in acc. with UL 94		V0		

PCB plug, Push-in spring connection, Pitch: 7.62 mm

GFKIC 2,5/...-ST



Dimensions	[mm]
Length l	27.4
Height h	15



Ordering data

No. of pos.	Type	Order No.	Pcs./ Pkt.	Width w [mm]
2	GFKIC 2,5/ 2-ST-7,62	1761603	50	14.7
3	GFKIC 2,5/ 3-ST-7,62	1761616	50	22.32
4	GFKIC 2,5/ 4-ST-7,62	1761629	50	29.94
5	GFKIC 2,5/ 5-ST-7,62	1761632	50	37.56
6	GFKIC 2,5/ 6-ST-7,62	1761645	50	45.18
7	GFKIC 2,5/ 7-ST-7,62	1761658	50	52.8
8	GFKIC 2,5/ 8-ST-7,62	1761661	50	60.42
9	GFKIC 2,5/ 9-ST-7,62	1761674	50	68.04
10	GFKIC 2,5/10-ST-7,62	1761687	50	75.66
11	GFKIC 2,5/11-ST-7,62	1761690	50	83.28
12	GFKIC 2,5/12-ST-7,62	1761700	50	90.9




Technical data

Connection system / type of contact		CLASSIC COMBICON / Male connector		
Locking		without		
Connection capacity				
Solid / stranded	[mm ²]	0.2 - 2.5 / 0.2 - 2.5		
Stranded with ferrules without plastic sleeve	[mm ²]	0.25 - 2.5		
Stranded with ferrules with plastic sleeve	[mm ²]	0.25 - 2.5		
2 conductors with same cross section solid / stranded	[mm ²]	- / -		
2 conductors with same cross section, stranded, with ferrule without plastic sleeve	[mm ²]	-		
2 conductors with same cross section, stranded, with TWIN ferrules with plastic sleeve	[mm ²]	0.5 - 1.5		
Conductor cross section AWG/kcmil		24 - 12		
Stripping length		10		
Tightening torque		-		
Electrical parameters				
Rated current / conductor cross section [A] / [mm ²]		12 / 2.5		
Surge voltage category/degree of pollution		III/3	III/2	II/2
Rated insulation voltage [V]		400	630	1000
Rated surge voltage [kV]		6	6	6
Approval data (UL/CUL)				
Use Group		B	C	D
Nominal voltage/current [V] / [A]		300 / 10	-	300 / 10
AWG		26-12	-	26-12
General data				
Type of insulation material / insulation material group		PA / I		
Inflammability class in acc. with UL 94		V0		

PCB plug, Displacement connection, Pitch: 5.08 mm

QC 1/..-ST



Dimensions	[mm]
Length l	33.8
Height h	15



Ordering data

No. of pos.	Type	Order No.	Pcs./ Pkt.	Width w [mm]
2	QC 1/ 2-ST-5,08	1883255	50	10.98
3	QC 1/ 3-ST-5,08	1883268	50	16.06
4	QC 1/ 4-ST-5,08	1883271	50	21.14
5	QC 1/ 5-ST-5,08	1883284	50	26.22
6	QC 1/ 6-ST-5,08	1883297	50	31.3
7	QC 1/ 7-ST-5,08	1883307	50	36.38
8	QC 1/ 8-ST-5,08	1883310	50	41.46
9	QC 1/ 9-ST-5,08	1883323	50	46.54
10	QC 1/10-ST-5,08	1883336	50	51.62
11	QC 1/11-ST-5,08	1883349	50	56.7
12	QC 1/12-ST-5,08	1883705	50	61.78
13	QC 1/13-ST-5,08	1883815	50	66.86
14	QC 1/14-ST-5,08	1883828	50	71.94
15	QC 1/15-ST-5,08	1883831	50	77.02
16	QC 1/16-ST-5,08	1883844	50	82.1
17	QC 1/17-ST-5,08	1915974	50	87.18
18	QC 1/18-ST-5,08	1915987	50	92.26

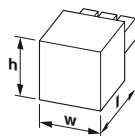


Technical data

Connection system / type of contact	CLASSIC COMBICON / Female connector		
Locking	without		
Connection capacity			
Solid / stranded	[mm ²]	- / 0.5 - 1	
Stranded with ferrules without plastic sleeve	[mm ²]	-	
Stranded with ferrules with plastic sleeve	[mm ²]	-	
2 conductors with same cross section solid / stranded	[mm ²]	- / -	
2 conductors with same cross section, stranded, with ferrule without plastic sleeve	[mm ²]	-	
2 conductors with same cross section, stranded, with TWIN ferrules with plastic sleeve	[mm ²]	-	
Conductor cross section AWG/kcmil		20 - 18	
Stripping length	[mm]	-	
Tightening torque	[Nm]	-	
Electrical parameters			
Rated current / conductor cross section	[A] / [mm ²]	10 / -	
Surge voltage category/degree of pollution		III / 3	II / 2
Rated insulation voltage	[V]	500	630
Rated surge voltage	[kV]	6	6
Approval data (UL/CUL)			
Use Group		B	C
Nominal voltage/current	[V] / [A]	300 / 10	300 / 10
AWG		22-18	22-18
General data			
Type of insulation material / insulation material group	PA / I		
Inflammability class in acc. with UL 94	V0		

PCB plug, Displacement connection, Pitch: 5.08 mm

QC 1/..-STF



Dimensions	[mm]
Length l	33.8
Height h	15



Ordering data

No. of pos.	Type	Order No.	Pcs./ Pkt.	Width w [mm]
2	QC 1/ 2-STF-5,08	1883352	50	20.17
3	QC 1/ 3-STF-5,08	1883365	50	25.25
4	QC 1/ 4-STF-5,08	1883378	50	30.33
5	QC 1/ 5-STF-5,08	1883381	50	35.41
6	QC 1/ 6-STF-5,08	1883394	50	40.49
7	QC 1/ 7-STF-5,08	1883404	50	45.57
8	QC 1/ 8-STF-5,08	1883417	50	50.65
9	QC 1/ 9-STF-5,08	1883420	50	55.73
10	QC 1/10-STF-5,08	1883433	50	60.81
11	QC 1/11-STF-5,08	1883446	50	65.89
12	QC 1/12-STF-5,08	1883459	50	70.97
13	QC 1/13-STF-5,08	1883857	50	76.05
14	QC 1/14-STF-5,08	1883860	50	81.13
15	QC 1/15-STF-5,08	1883886	50	86.21
16	QC 1/16-STF-5,08	1883899	50	91.29



Technical data

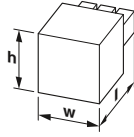
Connection system / type of contact	CLASSIC COMBICON / Female connector		
Locking	Screw flange		
Connection capacity			
Solid / stranded	[mm ²]	- / 0.5 - 1	
Stranded with ferrules without plastic sleeve	[mm ²]	-	
Stranded with ferrules with plastic sleeve	[mm ²]	-	
2 conductors with same cross section solid / stranded	[mm ²]	- / -	
2 conductors with same cross section, stranded, with ferrule without plastic sleeve	[mm ²]	-	
2 conductors with same cross section, stranded, with TWIN ferrules with plastic sleeve	[mm ²]	-	
Conductor cross section AWG/kcmil		20 - 18	
Stripping length	[mm]	-	
Tightening torque	[Nm]	-	
Electrical parameters			
Rated current / conductor cross section	[A] / [mm ²]	10 / -	
Surge voltage category/degree of pollution		III / 3	II / 2
Rated insulation voltage	[V]	500	630
Rated surge voltage	[kV]	6	6
Approval data (UL/CUL)			
Use Group		B	C
Nominal voltage/current	[V] / [A]	300 / 10	300 / 10
AWG		22-18	22-18
General data			
Type of insulation material / insulation material group	PA / I		
Inflammability class in acc. with UL 94	V0		

PCB connectors

Conductor cross section up to 2.5 mm² (AWG 14)

PCB plug, Displacement connection, Pitch: 5 mm

QC 1/...-ST-BUS



Dimensions	[mm]
Length l	29.2
Height h	15



Ordering data

No. of pos.	Type	Order No.	Pcs./ Pkt.	Width w [mm]
2	QC 1/ 2-ST-BUS	1921670	50	10.9
3	QC 1/ 3-ST-BUS	1921683	50	15.9
4	QC 1/ 4-ST-BUS	1921696	50	20.9
5	QC 1/ 5-ST-BUS	1921706	50	25.9
6	QC 1/ 6-ST-BUS	1921719	50	30.9

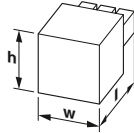


Technical data

Connection system / type of contact	CLASSIC COMBICON / Female connector		
Locking	without		
Connection capacity			
Solid / stranded	[mm ²]	- / 0.5 - 1	
Stranded with ferrules without plastic sleeve	[mm ²]	-	
Stranded with ferrules with plastic sleeve	[mm ²]	-	
2 conductors with same cross section solid / stranded	[mm ²]	- / -	
2 conductors with same cross section, stranded, with ferrule without plastic sleeve	[mm ²]	-	
2 conductors with same cross section, stranded, with TWIN ferrules with plastic sleeve	[mm ²]	-	
Conductor cross section AWG/kcmil		20 - 18	
Stripping length	[mm]	-	
Tightening torque	[Nm]	-	
Electrical parameters			
Rated current / conductor cross section	[A] / [mm ²]	10 / -	
Surge voltage category/degree of pollution		III / 3	III / 2
Rated insulation voltage	[V]	500	630
Rated surge voltage	[kV]	6	6
Approval data (UL/CUL)			
Use Group		B	C
Nominal voltage/current	[V] / [A]	300 / 10	300 / 10
AWG		22-18	22-18
General data			
Type of insulation material / insulation material group		PA / I	
Inflammability class in acc. with UL 94		V0	

PCB plug, Displacement connection, Pitch: 5 mm

QC 1,5/...-ST



Dimensions	[mm]
Length l	36.9
Height h	19.6



Ordering data

No. of pos.	Type	Order No.	Pcs./ Pkt.	Width w [mm]
2	QC 1,5/ 2-ST	1717961	50	11.4
3	QC 1,5/ 3-ST	1717974	50	16.4
4	QC 1,5/ 4-ST	1717987	50	21.4
5	QC 1,5/ 5-ST	1717990	50	26.4
6	QC 1,5/ 6-ST	1718009	50	31.4
7	QC 1,5/ 7-ST	1718012	50	36.4
8	QC 1,5/ 8-ST	1718025	50	41.4
9	QC 1,5/ 9-ST	1718038	50	46.4
10	QC 1,5/10-ST	1718041	50	51.4
11	QC 1,5/11-ST	1718054	50	56.4
12	QC 1,5/12-ST	1718067	50	61.4
13	QC 1,5/13-ST	1718070	50	66.4
14	QC 1,5/14-ST	1718083	50	71.4
15	QC 1,5/15-ST	1718096	50	76.4
16	QC 1,5/16-ST	1718106	50	81.4



Technical data

Connection system / type of contact	CLASSIC COMBICON / Female connector		
Locking	without		
Connection capacity			
Solid / stranded	[mm ²]	0.2 - 1.5 / 0.2 - 1.5	
Stranded with ferrules without plastic sleeve	[mm ²]	-	
Stranded with ferrules with plastic sleeve	[mm ²]	-	
2 conductors with same cross section solid / stranded	[mm ²]	- / -	
2 conductors with same cross section, stranded, with ferrule without plastic sleeve	[mm ²]	-	
2 conductors with same cross section, stranded, with TWIN ferrules with plastic sleeve	[mm ²]	-	
Conductor cross section AWG/kcmil		24 - 16	
Stripping length	[mm]	-	
Tightening torque	[Nm]	-	
Electrical parameters			
Rated current / conductor cross section	[A] / [mm ²]	12 / 1.5	
Surge voltage category/degree of pollution		III / 3	III / 2
Rated insulation voltage	[V]	500	630
Rated surge voltage	[kV]	6	6
Approval data (UL/CUL)			
Use Group		B	C
Nominal voltage/current	[V] / [A]	300 / 10	300 / 10
AWG		24-16	24-16
General data			
Type of insulation material / insulation material group		PA / I	
Inflammability class in acc. with UL 94		V0	

PCB plug, Displacement connection, Pitch: 5 mm

QC 1,5/...-STF



Dimensions	[mm]
Length l	33.4
Height h	19.6



Ordering data

No. of pos.	Type	Order No.	Pcs./ Pkt.	Width w [mm]
2	QC 1,5/ 2-STF	1718119	50	19.9
3	QC 1,5/ 3-STF	1718122	50	24.9
4	QC 1,5/ 4-STF	1718135	50	29.9
5	QC 1,5/ 5-STF	1718148	50	34.9
6	QC 1,5/ 6-STF	1718151	50	39.9
7	QC 1,5/ 7-STF	1718164	50	44.9
8	QC 1,5/ 8-STF	1718177	50	49.9
9	QC 1,5/ 9-STF	1718180	50	54.9
10	QC 1,5/10-STF	1718193	50	59.9
11	QC 1,5/11-STF	1718203	50	64.9
12	QC 1,5/12-STF	1718216	50	69.9
13	QC 1,5/13-STF	1718229	50	74.9
14	QC 1,5/14-STF	1718232	50	79.9
15	QC 1,5/15-STF	1718245	50	84.9
16	QC 1,5/16-STF	1718258	50	89.9

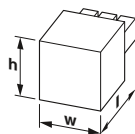


Technical data

Connection system / type of contact		CLASSIC COMBICON / Female connector		
Locking		Screw flange		
Connection capacity				
Solid / stranded	[mm ²]	0.2 - 1.5 / 0.2 - 1.5		
Stranded with ferrules without plastic sleeve	[mm ²]	-		
Stranded with ferrules with plastic sleeve	[mm ²]	-		
2 conductors with same cross section solid / stranded	[mm ²]	- / -		
2 conductors with same cross section, stranded, with ferrule without plastic sleeve	[mm ²]	-		
2 conductors with same cross section, stranded, with TWIN ferrules with plastic sleeve	[mm ²]	-		
Conductor cross section AWG/kcmil		24 - 16		
Stripping length	[mm]	-		
Tightening torque	[Nm]	-		
Electrical parameters				
Rated current / conductor cross section	[A] / [mm ²]	12 / 1.5		
Surge voltage category/degree of pollution		III/3	III / 2	II / 2
Rated insulation voltage	[V]	500	630	1000
Rated surge voltage	[kV]	4	4	4
Approval data (UL/CUL)				
Use Group		B	C	D
Nominal voltage/current	[V] / [A]	300 / 10	-	300 / 10
AWG		24-16	-	24-16
General data				
Type of insulation material / insulation material group		PA / I		
Inflammability class in acc. with UL 94		V0		

PCB plug, Crimp connection, Pitch: 5.08 mm

MSTBC 2,5/...-ST



Dimensions	[mm]
Length l	16.7
Height h	10



Ordering data

No. of pos.	Type	Order No.	Pcs./ Pkt.	Width w [mm]
2	MSTBC 2,5/ 2-ST-5,08	1808816	50	10.12
3	MSTBC 2,5/ 3-ST-5,08	1808829	50	15.2
4	MSTBC 2,5/ 4-ST-5,08	1808832	50	20.28
5	MSTBC 2,5/ 5-ST-5,08	1808845	50	25.36
6	MSTBC 2,5/ 6-ST-5,08	1808858	50	30.44
7	MSTBC 2,5/ 7-ST-5,08	1808861	50	35.52
8	MSTBC 2,5/ 8-ST-5,08	1808874	50	40.6
9	MSTBC 2,5/ 9-ST-5,08	1808887	50	45.68
10	MSTBC 2,5/10-ST-5,08	1808890	50	50.76
11	MSTBC 2,5/11-ST-5,08	1808900	50	55.84
12	MSTBC 2,5/12-ST-5,08	1808913	50	60.92
13	MSTBC 2,5/13-ST-5,08	1808926	50	66
14	MSTBC 2,5/14-ST-5,08	1808939	50	71.08
15	MSTBC 2,5/15-ST-5,08	1808942	50	76.16
16	MSTBC 2,5/16-ST-5,08	1808955	50	81.24
17	MSTBC 2,5/17-ST-5,08	1808968	50	86.32
18	MSTBC 2,5/18-ST-5,08	1808971	50	91.4
19	MSTBC 2,5/19-ST-5,08	1808984	50	96.48
20	MSTBC 2,5/20-ST-5,08	1808997	50	101.56
21	MSTBC 2,5/21-ST-5,08	1809006	50	106.64
22	MSTBC 2,5/22-ST-5,08	1809019	50	111.72
23	MSTBC 2,5/23-ST-5,08	1809022	50	116.8
24	MSTBC 2,5/24-ST-5,08	1809035	50	121.88



Technical data

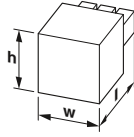
Connection system / type of contact		CLASSIC COMBICON / Female connector		
Locking		without		
Connection capacity				
Solid / stranded	[mm ²]	- / 0.5 - 2.5		
Stranded with ferrules without plastic sleeve	[mm ²]	-		
Stranded with ferrules with plastic sleeve	[mm ²]	-		
2 conductors with same cross section solid / stranded	[mm ²]	- / -		
2 conductors with same cross section, stranded, with ferrule without plastic sleeve	[mm ²]	-		
2 conductors with same cross section, stranded, with TWIN ferrules with plastic sleeve	[mm ²]	-		
Conductor cross section AWG/kcmil		20 - 14		
Stripping length	[mm]	-		
Tightening torque	[Nm]	-		
Electrical parameters				
Rated current / conductor cross section	[A] / [mm ²]	12 / -		
Surge voltage category/degree of pollution		III/3	III / 2	II / 2
Rated insulation voltage	[V]	320	320	630
Rated surge voltage	[kV]	4	4	4
Approval data (UL/CUL)				
Use Group		B	C	D
Nominal voltage/current	[V] / [A]	250 / 10	-	300 / 10
AWG		20-14	-	20-14
Approval data (CSA)				
Use Group		B	C	D
Nominal voltage/current	[V] / [A]	-	-	-
AWG		-	-	-
General data				
Type of insulation material / insulation material group		PA / I		
Inflammability class in acc. with UL 94		V0		

PCB connectors


Conductor cross section up to 2.5 mm² (AWG 14)

PCB plug, Crimp connection, Pitch: 5.08 mm

MSTBC 2,5/...-STZ



Dimensions	[mm]
Length l	25
Height h	10.5



Ordering data

No. of pos.	Type	Order No.	Pcs./ Pkt.	Width w [mm]
2	MSTBC 2,5/ 2-STZ-5,08	1809501	50	10.12
3	MSTBC 2,5/ 3-STZ-5,08	1809514	50	15.2
4	MSTBC 2,5/ 4-STZ-5,08	1809527	50	20.28
5	MSTBC 2,5/ 5-STZ-5,08	1809530	50	25.36
6	MSTBC 2,5/ 6-STZ-5,08	1809543	50	30.44
7	MSTBC 2,5/ 7-STZ-5,08	1809556	50	35.52
8	MSTBC 2,5/ 8-STZ-5,08	1809569	50	40.6
9	MSTBC 2,5/ 9-STZ-5,08	1809572	50	45.68
10	MSTBC 2,5/10-STZ-5,08	1809585	50	50.76
11	MSTBC 2,5/11-STZ-5,08	1809598	50	55.84
12	MSTBC 2,5/12-STZ-5,08	1809608	50	60.92
13	MSTBC 2,5/13-STZ-5,08	1809611	50	66
14	MSTBC 2,5/14-STZ-5,08	1809624	50	71.08
15	MSTBC 2,5/15-STZ-5,08	1809637	50	76.16
16	MSTBC 2,5/16-STZ-5,08	1809640	50	81.24
17	MSTBC 2,5/17-STZ-5,08	1809653	50	86.32

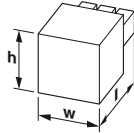


Technical data

Connection system / type of contact		CLASSIC COMBICON / Female connector		
Locking		without		
Connection capacity				
Solid / stranded	[mm ²]	- / 0.5 - 2.5		
Stranded with ferrules without plastic sleeve	[mm ²]	-		
Stranded with ferrules with plastic sleeve	[mm ²]	-		
2 conductors with same cross section solid / stranded	[mm ²]	- / -		
2 conductors with same cross section, stranded, with ferrule without plastic sleeve	[mm ²]	-		
2 conductors with same cross section, stranded, with TWIN ferrules with plastic sleeve	[mm ²]	-		
Conductor cross section AWG/kcmil		20 - 14		
Stripping length	[mm]	-		
Tightening torque	[Nm]	-		
Electrical parameters				
Rated current / conductor cross section	[A] / [mm ²]	12 / -		
Surge voltage category/degree of pollution		III/3	III/2	II/2
Rated insulation voltage	[V]	320	320	630
Rated surge voltage	[kV]	4	4	4
Approval data (UL/CUL)				
Use Group		B	C	D
Nominal voltage/current	[V] / [A]	250 / 10	-	300 / 10
AWG		20-14	-	20-14
Approval data (CSA)				
Use Group		B	C	D
Nominal voltage/current	[V] / [A]	-	-	-
AWG		-	-	-
General data				
Type of insulation material / insulation material group		PA / I		
Inflammability class in acc. with UL 94		V0		

PCB plug, Crimp connection, Pitch: 5.08 mm

MSTBC 2,5/...-STZF



Dimensions	[mm]
Length l	25
Height h	10.5



Ordering data

No. of pos.	Type	Order No.	Pcs./ Pkt.	Width w [mm]
2	MSTBC 2,5/ 2-STZF-5,08	1809734	50	19.82
3	MSTBC 2,5/ 3-STZF-5,08	1809747	50	19.82
4	MSTBC 2,5/ 4-STZF-5,08	1809750	50	29.98
5	MSTBC 2,5/ 5-STZF-5,08	1809763	50	35.06
6	MSTBC 2,5/ 6-STZF-5,08	1809776	50	40.14
7	MSTBC 2,5/ 7-STZF-5,08	1809789	50	45.22
8	MSTBC 2,5/ 8-STZF-5,08	1809792	50	50.3
9	MSTBC 2,5/ 9-STZF-5,08	1809802	50	55.38
10	MSTBC 2,5/10-STZF-5,08	1809815	50	60.46
11	MSTBC 2,5/11-STZF-5,08	1809828	50	65.54
12	MSTBC 2,5/12-STZF-5,08	1809831	50	70.62
13	MSTBC 2,5/13-STZF-5,08	1809844	50	75.7
14	MSTBC 2,5/14-STZF-5,08	1809857	50	80.78
15	MSTBC 2,5/15-STZF-5,08	1809860	50	85.86
16	MSTBC 2,5/16-STZF-5,08	1809873	50	90.94
17	MSTBC 2,5/17-STZF-5,08	1809886	50	96.02
18	MSTBC 2,5/18-STZF-5,08	1809899	50	101.1
19	MSTBC 2,5/19-STZF-5,08	1809909	50	106.18
20	MSTBC 2,5/20-STZF-5,08	1809912	50	111.26
21	MSTBC 2,5/21-STZF-5,08	1809925	50	116.34
22	MSTBC 2,5/22-STZF-5,08	1809938	50	121.42
23	MSTBC 2,5/23-STZF-5,08	1809941	50	126.5
24	MSTBC 2,5/24-STZF-5,08	1809954	50	131.58



Technical data

Connection system / type of contact		CLASSIC COMBICON / Female connector		
Locking		Screw flange		
Connection capacity				
Solid / stranded	[mm ²]	- / 0.5 - 2.5		
Stranded with ferrules without plastic sleeve	[mm ²]	-		
Stranded with ferrules with plastic sleeve	[mm ²]	-		
2 conductors with same cross section solid / stranded	[mm ²]	- / -		
2 conductors with same cross section, stranded, with ferrule without plastic sleeve	[mm ²]	-		
2 conductors with same cross section, stranded, with TWIN ferrules with plastic sleeve	[mm ²]	-		
Conductor cross section AWG/kcmil		20 - 14		
Stripping length	[mm]	-		
Tightening torque	[Nm]	-		
Electrical parameters				
Rated current / conductor cross section	[A] / [mm ²]	12 / -		
Surge voltage category/degree of pollution		III/3	III/2	II/2
Rated insulation voltage	[V]	320	320	630
Rated surge voltage	[kV]	4	4	4
Approval data (UL/CUL)				
Use Group		B	C	D
Nominal voltage/current	[V] / [A]	250 / 10	-	300 / 10
AWG		20-14	-	20-14
Approval data (CSA)				
Use Group		B	C	D
Nominal voltage/current	[V] / [A]	-	-	-
AWG		-	-	-
General data				
Type of insulation material / insulation material group		PA / I		
Inflammability class in acc. with UL 94		V0		

PCB plug, Crimp connection, Pitch: 5.08 mm

MSTBC 2,5/..-STZFD



Dimensions	[mm]
Length l	25
Height h	10.7



Ordering data

No. of pos.	Type	Order No.	Pcs./ Pkt.	Width w [mm]
2	MSTBC 2,5/ 2-STZFD-5,08	1809271	50	19.81
3	MSTBC 2,5/ 3-STZFD-5,08	1809284	50	24.89
4	MSTBC 2,5/ 4-STZFD-5,08	1809297	50	29.97
5	MSTBC 2,5/ 5-STZFD-5,08	1809307	50	35.05
6	MSTBC 2,5/ 6-STZFD-5,08	1809310	50	40.13
7	MSTBC 2,5/ 7-STZFD-5,08	1809323	50	45.21
8	MSTBC 2,5/ 8-STZFD-5,08	1809336	50	50.29
9	MSTBC 2,5/ 9-STZFD-5,08	1809349	50	55.37
10	MSTBC 2,5/10-STZFD-5,08	1809352	50	60.45
11	MSTBC 2,5/11-STZFD-5,08	1809365	50	65.53
12	MSTBC 2,5/12-STZFD-5,08	1809378	50	70.61
13	MSTBC 2,5/13-STZFD-5,08	1809381	50	75.69
14	MSTBC 2,5/14-STZFD-5,08	1809394	50	80.77
15	MSTBC 2,5/15-STZFD-5,08	1809404	50	85.85
16	MSTBC 2,5/16-STZFD-5,08	1809417	50	90.93
17	MSTBC 2,5/17-STZFD-5,08	1809420	50	96.01
18	MSTBC 2,5/18-STZFD-5,08	1809433	50	101.09
19	MSTBC 2,5/19-STZFD-5,08	1809446	50	106.17
20	MSTBC 2,5/20-STZFD-5,08	1809459	50	111.25
21	MSTBC 2,5/21-STZFD-5,08	1809462	50	116.33
22	MSTBC 2,5/22-STZFD-5,08	1809475	50	121.41
23	MSTBC 2,5/23-STZFD-5,08	1809488	50	126.49
24	MSTBC 2,5/24-STZFD-5,08	1809491	50	131.57

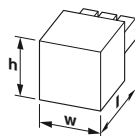


Technical data

Connection system / type of contact	CLASSIC COMBICON / Female connector		
Locking	Screw flange		
Connection capacity			
Solid / stranded	[mm ²]	- / 0.5 - 2.5	
Stranded with ferrules without plastic sleeve	[mm ²]	-	
Stranded with ferrules with plastic sleeve	[mm ²]	-	
2 conductors with same cross section solid / stranded	[mm ²]	- / -	
2 conductors with same cross section, stranded, with ferrule without plastic sleeve	[mm ²]	-	
2 conductors with same cross section, stranded, with TWIN ferrules with plastic sleeve	[mm ²]	-	
Conductor cross section AWG/kcmil		20 - 14	
Stripping length	[mm]	-	
Tightening torque	[Nm]	-	
Electrical parameters			
Rated current / conductor cross section	[A] / [mm ²]	12 / -	
Surge voltage category/degree of pollution		III / 3	III / 2
Rated insulation voltage	[V]	320	320
Rated surge voltage	[kV]	4	4
Approval data (UL/CUL)			
Use Group		B	C
Nominal voltage/current	[V] / [A]	250 / 10	300 / 10
AWG		20-14	20-14
Approval data (CSA)			
Use Group		B	C
Nominal voltage/current	[V] / [A]	-	-
AWG		-	-
General data			
Type of insulation material / insulation material group	PA / I		
Inflammability class in acc. with UL 94	V0		

PCB plug, Crimp connection, Pitch: 5.08 mm

ICC 2,5/..-STZ



Dimensions	[mm]
Length l	28.1
Height h	10.6



Ordering data

No. of pos.	Type	Order No.	Pcs./ Pkt.	Width w [mm]
2	ICC 2,5/ 2-STZ-5,08	1823846	50	15.95
3	ICC 2,5/ 3-STZ-5,08	1823859	50	21.03
4	ICC 2,5/ 4-STZ-5,08	1823862	50	26.11
5	ICC 2,5/ 5-STZ-5,08	1823875	50	31.19
6	ICC 2,5/ 6-STZ-5,08	1823888	50	36.27
7	ICC 2,5/ 7-STZ-5,08	1823891	50	41.35
8	ICC 2,5/ 8-STZ-5,08	1823901	50	46.43
9	ICC 2,5/ 9-STZ-5,08	1823914	50	51.51
10	ICC 2,5/10-STZ-5,08	1823927	50	56.59
11	ICC 2,5/11-STZ-5,08	1823930	50	61.67
12	ICC 2,5/12-STZ-5,08	1823943	50	66.75
13	ICC 2,5/13-STZ-5,08	1823956	50	71.83
14	ICC 2,5/14-STZ-5,08	1823969	50	76.91
15	ICC 2,5/15-STZ-5,08	1823972	50	81.99
16	ICC 2,5/16-STZ-5,08	1823985	50	87.07
17	ICC 2,5/17-STZ-5,08	1823998	50	92.15
18	ICC 2,5/18-STZ-5,08	1824007	50	97.23
19	ICC 2,5/19-STZ-5,08	1824010	50	102.31
20	ICC 2,5/20-STZ-5,08	1824023	50	107.39
21	ICC 2,5/21-STZ-5,08	1824036	50	112.47
22	ICC 2,5/22-STZ-5,08	1824049	50	117.55
23	ICC 2,5/23-STZ-5,08	1824052	50	122.63
24	ICC 2,5/24-STZ-5,08	1824065	50	127.71



Technical data

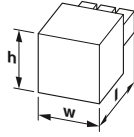
Connection system / type of contact	CLASSIC COMBICON / Male connector		
Locking	Engagement nose		
Connection capacity			
Solid / stranded	[mm ²]	- / 0.5 - 2.5	
Stranded with ferrules without plastic sleeve	[mm ²]	-	
Stranded with ferrules with plastic sleeve	[mm ²]	-	
2 conductors with same cross section solid / stranded	[mm ²]	- / -	
2 conductors with same cross section, stranded, with ferrule without plastic sleeve	[mm ²]	-	
2 conductors with same cross section, stranded, with TWIN ferrules with plastic sleeve	[mm ²]	-	
Conductor cross section AWG/kcmil		20 - 14	
Stripping length	[mm]	-	
Tightening torque	[Nm]	-	
Electrical parameters			
Rated current / conductor cross section	[A] / [mm ²]	12 / -	
Surge voltage category/degree of pollution		III / 3	III / 2
Rated insulation voltage	[V]	250	320
Rated surge voltage	[kV]	4	4
Approval data (UL/CUL)			
Use Group		B	C
Nominal voltage/current	[V] / [A]	250 / 10	300 / 10
AWG		20-14	20-14
Approval data (CSA)			
Use Group		B	C
Nominal voltage/current	[V] / [A]	300 / 10	300 / 10
AWG		20-14	20-14
General data			
Type of insulation material / insulation material group	PA / I		
Inflammability class in acc. with UL 94	V0		

PCB connectors

Conductor cross section up to 2.5 mm² (AWG 14)

PCB plug, Crimp connection, Pitch: 5.08 mm

ICC 2,5/..-STZF



Dimensions	[mm]
Length l	28.1
Height h	10.6



Ordering data

No. of pos.	Type	Order No.	Pcs./ Pkt.	Width w [mm]
2	ICC 2,5/ 2-STZF-5,08	1823383	50	20.08
3	ICC 2,5/ 3-STZF-5,08	1823396	50	25.16
4	ICC 2,5/ 4-STZF-5,08	1823406	50	30.24
5	ICC 2,5/ 5-STZF-5,08	1823419	50	35.32
6	ICC 2,5/ 6-STZF-5,08	1823422	50	40.4
7	ICC 2,5/ 7-STZF-5,08	1823435	50	45.48
8	ICC 2,5/ 8-STZF-5,08	1823448	50	50.56
9	ICC 2,5/ 9-STZF-5,08	1823451	50	55.64
10	ICC 2,5/10-STZF-5,08	1823464	50	60.72
11	ICC 2,5/11-STZF-5,08	1823477	50	65.8
12	ICC 2,5/12-STZF-5,08	1823480	50	70.88
13	ICC 2,5/13-STZF-5,08	1823493	50	75.96
14	ICC 2,5/14-STZF-5,08	1823503	50	81.04
15	ICC 2,5/15-STZF-5,08	1823516	50	86.12
16	ICC 2,5/16-STZF-5,08	1823529	50	91.2
17	ICC 2,5/17-STZF-5,08	1823532	50	96.28
18	ICC 2,5/18-STZF-5,08	1823545	50	101.36
19	ICC 2,5/19-STZF-5,08	1823558	50	106.44
20	ICC 2,5/20-STZF-5,08	1823561	50	111.52
21	ICC 2,5/21-STZF-5,08	1823574	50	116.6
22	ICC 2,5/22-STZF-5,08	1823587	50	121.68
23	ICC 2,5/23-STZF-5,08	1823590	50	126.76
24	ICC 2,5/24-STZF-5,08	1823600	50	131.84

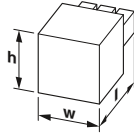


Technical data

Connection system / type of contact	CLASSIC COMBICON / Male connector		
Locking	Screw flange		
Connection capacity			
Solid / stranded	[mm ²]	- / 0.5 - 2.5	
Stranded with ferrules without plastic sleeve	[mm ²]	-	
Stranded with ferrules with plastic sleeve	[mm ²]	-	
2 conductors with same cross section solid / stranded	[mm ²]	- / -	
2 conductors with same cross section, stranded, with ferrule without plastic sleeve	[mm ²]	-	
2 conductors with same cross section, stranded, with TWIN ferrules with plastic sleeve	[mm ²]	-	
Conductor cross section AWG/kcmil		20 - 14	
Stripping length	[mm]	-	
Tightening torque	[Nm]	-	
Electrical parameters			
Rated current / conductor cross section	[A] / [mm ²]	12 / -	
Surge voltage category/degree of pollution		III / 3	II / 2
Rated insulation voltage	[V]	250	320
Rated surge voltage	[kV]	4	4
Approval data (UL/CUL)			
Use Group		B	C
Nominal voltage/current	[V] / [A]	250 / 10	300 / 10
AWG		20-14	20-14
Approval data (CSA)			
Use Group		B	C
Nominal voltage/current	[V] / [A]	300 / 10	300 / 10
AWG		20-14	20-14
General data			
Type of insulation material / insulation material group		PA / I	
Inflammability class in acc. with UL 94		V0	

PCB plug, Crimp connection, Pitch: 5.08 mm

ICC 2,5/..-STZFD



Dimensions	[mm]
Length l	28.1
Height h	10.6



Ordering data

No. of pos.	Type	Order No.	Pcs./ Pkt.	Width w [mm]
2	ICC 2,5/ 2-STZFD-5,08	1823613	50	19.07
3	ICC 2,5/ 3-STZFD-5,08	1823626	50	24.15
4	ICC 2,5/ 4-STZFD-5,08	1823639	50	29.23
5	ICC 2,5/ 5-STZFD-5,08	1823642	50	34.31
6	ICC 2,5/ 6-STZFD-5,08	1823655	50	39.39
7	ICC 2,5/ 7-STZFD-5,08	1823668	50	44.47
8	ICC 2,5/ 8-STZFD-5,08	1823671	50	49.55
9	ICC 2,5/ 9-STZFD-5,08	1823684	50	54.63
10	ICC 2,5/10-STZFD-5,08	1823697	50	59.71
11	ICC 2,5/11-STZFD-5,08	1823707	50	64.79
12	ICC 2,5/12-STZFD-5,08	1823710	50	69.87
13	ICC 2,5/13-STZFD-5,08	1823723	50	74.95
14	ICC 2,5/14-STZFD-5,08	1823736	50	80.03
15	ICC 2,5/15-STZFD-5,08	1823749	50	85.11
16	ICC 2,5/16-STZFD-5,08	1823752	50	90.19
17	ICC 2,5/17-STZFD-5,08	1823765	50	95.27
18	ICC 2,5/18-STZFD-5,08	1823778	50	100.35
19	ICC 2,5/19-STZFD-5,08	1823781	50	105.43
20	ICC 2,5/20-STZFD-5,08	1823794	50	110.51
21	ICC 2,5/21-STZFD-5,08	1823804	50	115.59
22	ICC 2,5/22-STZFD-5,08	1823817	50	120.67
23	ICC 2,5/23-STZFD-5,08	1823820	50	125.75
24	ICC 2,5/24-STZFD-5,08	1823833	50	130.83



Technical data

Connection system / type of contact	CLASSIC COMBICON / Male connector		
Locking	Screw flange		
Connection capacity			
Solid / stranded	[mm ²]	- / 0.5 - 2.5	
Stranded with ferrules without plastic sleeve	[mm ²]	-	
Stranded with ferrules with plastic sleeve	[mm ²]	-	
2 conductors with same cross section solid / stranded	[mm ²]	- / -	
2 conductors with same cross section, stranded, with ferrule without plastic sleeve	[mm ²]	-	
2 conductors with same cross section, stranded, with TWIN ferrules with plastic sleeve	[mm ²]	-	
Conductor cross section AWG/kcmil		20 - 14	
Stripping length	[mm]	-	
Tightening torque	[Nm]	-	
Electrical parameters			
Rated current / conductor cross section	[A] / [mm ²]	12 / -	
Surge voltage category/degree of pollution		III / 3	II / 2
Rated insulation voltage	[V]	250	320
Rated surge voltage	[kV]	4	4
Approval data (UL/CUL)			
Use Group		B	C
Nominal voltage/current	[V] / [A]	250 / 10	300 / 10
AWG		20-14	20-14
Approval data (CSA)			
Use Group		B	C
Nominal voltage/current	[V] / [A]	300 / 10	300 / 10
AWG		20-14	20-14
General data			
Type of insulation material / insulation material group		PA / I	
Inflammability class in acc. with UL 94		V0	

Direct plug-in block, Screw connection with tension sleeve, Pitch: 5.08 mm

MSTBU 2,5/...-STD



Dimensions	[mm]
Length l	25.5
Height h	17



Ordering data

No. of pos.	Type	Order No.	Pcs./ Pkt.	Width w [mm]
2	MSTBU 2,5/ 2-STD-5,08	1824120	50	20.04
3	MSTBU 2,5/ 3-STD-5,08	1824133	50	25.12
4	MSTBU 2,5/ 4-STD-5,08	1824146	50	30.2
5	MSTBU 2,5/ 5-STD-5,08	1824159	50	35.28
6	MSTBU 2,5/ 6-STD-5,08	1824162	50	40.36
7	MSTBU 2,5/ 7-STD-5,08	1824175	50	45.44
8	MSTBU 2,5/ 8-STD-5,08	1824188	50	50.52
9	MSTBU 2,5/ 9-STD-5,08	1824191	50	55.6
10	MSTBU 2,5/10-STD-5,08	1824201	50	60.68
11	MSTBU 2,5/11-STD-5,08	1824214	50	65.76
12	MSTBU 2,5/12-STD-5,08	1824227	50	70.84
13	MSTBU 2,5/13-STD-5,08	1824230	50	75.92
14	MSTBU 2,5/14-STD-5,08	1824243	50	81
15	MSTBU 2,5/15-STD-5,08	1824256	50	86.08
16	MSTBU 2,5/16-STD-5,08	1824269	50	91.16
17	MSTBU 2,5/17-STD-5,08	1824272	50	96.24
18	MSTBU 2,5/18-STD-5,08	1824285	50	101.32
19	MSTBU 2,5/19-STD-5,08	1824298	50	106.4
20	MSTBU 2,5/20-STD-5,08	1824308	50	111.48
21	MSTBU 2,5/21-STD-5,08	1824311	50	116.56
22	MSTBU 2,5/22-STD-5,08	1824324	50	121.64
24	MSTBU 2,5/24-STD-5,08	1824340	50	131.8

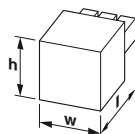


Technical data

Connection system / type of contact		CLASSIC COMBICON / Female connector		
Locking		without		
Connection capacity				
Solid / stranded	[mm ²]	0.2 - 2.5 / 0.2 - 2.5		
Stranded with ferrules without plastic sleeve	[mm ²]	0.25 - 2.5		
Stranded with ferrules with plastic sleeve	[mm ²]	0.25 - 2.5		
2 conductors with same cross section solid / stranded	[mm ²]	0.2 - 1 / 0.2 - 1.5		
2 conductors with same cross section, stranded, with ferrule without plastic sleeve	[mm ²]	0.25 - 1		
2 conductors with same cross section, stranded, with TWIN ferrules with plastic sleeve	[mm ²]	0.5 - 1		
Conductor cross section AWG/kcmil		24 - 12		
Stripping length	[mm]	7		
Tightening torque	[Nm]	0.5 - 0.6		
Electrical parameters				
Rated current / conductor cross section	[A] / [mm ²]	12 / 2.5		
Surge voltage category/degree of pollution		III/3	III / 2	II / 2
Rated insulation voltage	[V]	320	320	630
Rated surge voltage	[kV]	4	4	4
Approval data (UL/CUL)				
Use Group		B	C	D
Nominal voltage/current	[V] / [A]	250 / 12	-	300 / 10
AWG		30-12	-	30-12
Approval data (CSA)				
Use Group		B	C	D
Nominal voltage/current	[V] / [A]	300 / 10	-	300 / 10
AWG		28-12	-	28-12
General data				
Type of insulation material / insulation material group		PA / I		
Inflammability class in acc. with UL 94		V0		

Direct plug-in block, Screw connection with tension sleeve, Pitch: 5.08 mm

MVSTBU 2,5/...-GB



Dimensions	[mm]
Length l	20.5
Height h	17.3



Ordering data

No. of pos.	Type	Order No.	Pcs./ Pkt.	Width w [mm]
2	MVSTBU 2,5/ 2-GB-5,08	1788538	50	21.48
3	MVSTBU 2,5/ 3-GB-5,08	1788541	50	26.56
4	MVSTBU 2,5/ 4-GB-5,08	1788554	50	31.64
5	MVSTBU 2,5/ 5-GB-5,08	1788567	50	36.72
6	MVSTBU 2,5/ 6-GB-5,08	1788570	50	41.8
7	MVSTBU 2,5/ 7-GB-5,08	1788583	50	46.88
8	MVSTBU 2,5/ 8-GB-5,08	1788596	50	51.96
9	MVSTBU 2,5/ 9-GB-5,08	1788606	50	57.04
10	MVSTBU 2,5/10-GB-5,08	1788619	50	62.12
11	MVSTBU 2,5/11-GB-5,08	1788622	50	67.2
12	MVSTBU 2,5/12-GB-5,08	1788635	50	72.28
13	MVSTBU 2,5/13-GB-5,08	1788648	50	77.36
14	MVSTBU 2,5/14-GB-5,08	1788651	50	82.44
15	MVSTBU 2,5/15-GB-5,08	1788664	50	87.52
16	MVSTBU 2,5/16-GB-5,08	1788677	50	92.6
17	MVSTBU 2,5/17-GB-5,08	1788680	50	97.68
18	MVSTBU 2,5/18-GB-5,08	1788693	50	102.76
19	MVSTBU 2,5/19-GB-5,08	1788703	50	107.84
20	MVSTBU 2,5/20-GB-5,08	1788716	50	112.92



Technical data

Connection system / type of contact		CLASSIC COMBICON / Male connector		
Locking		without		
Connection capacity				
Solid / stranded	[mm ²]	0.2 - 2.5 / 0.2 - 2.5		
Stranded with ferrules without plastic sleeve	[mm ²]	0.25 - 2.5		
Stranded with ferrules with plastic sleeve	[mm ²]	0.25 - 2.5		
2 conductors with same cross section solid / stranded	[mm ²]	0.2 - 1 / 0.2 - 1.5		
2 conductors with same cross section, stranded, with ferrule without plastic sleeve	[mm ²]	0.25 - 1		
2 conductors with same cross section, stranded, with TWIN ferrules with plastic sleeve	[mm ²]	0.5 - 1		
Conductor cross section AWG/kcmil		24 - 12		
Stripping length	[mm]	7		
Tightening torque	[Nm]	0.5 - 0.6		
Electrical parameters				
Rated current / conductor cross section	[A] / [mm ²]	12 / 2.5		
Surge voltage category/degree of pollution		III/3	III / 2	II / 2
Rated insulation voltage	[V]	320	320	630
Rated surge voltage	[kV]	4	4	4
Approval data (UL/CUL)				
Use Group		B	C	D
Nominal voltage/current	[V] / [A]	250 / 12	-	300 / 10
AWG		30-12	-	30-12
Approval data (CSA)				
Use Group		B	C	D
Nominal voltage/current	[V] / [A]	300 / 10	-	300 / 10
AWG		28-12	-	28-12
General data				
Type of insulation material / insulation material group		PA / I		
Inflammability class in acc. with UL 94		V0		

PCB connectors

Conductor cross section up to 2.5 mm² (AWG 14)

DIN rail connector, Screw connection with tension sleeve, Pitch: 5.08 mm

UMSTBVK 2,5/...-ST



Dimensions	[mm]
Length l	34.8
Height h	42.5



Ordering data

No. of pos.	Type	Order No.	Pcs./ Pkt.	Width w [mm]
5	UMSTBVK 2,5/ 5-ST-5,08	1833849	50	26.92
6	UMSTBVK 2,5/ 6-ST-5,08	1833852	50	32
7	UMSTBVK 2,5/ 7-ST-5,08	1833865	50	37.08
8	UMSTBVK 2,5/ 8-ST-5,08	1833878	50	42.16
9	UMSTBVK 2,5/ 9-ST-5,08	1833881	50	47.24
10	UMSTBVK 2,5/10-ST-5,08	1833894	50	52.32
11	UMSTBVK 2,5/11-ST-5,08	1833904	50	57.4
12	UMSTBVK 2,5/12-ST-5,08	1833917	50	62.48
13	UMSTBVK 2,5/13-ST-5,08	1833920	50	67.56
14	UMSTBVK 2,5/14-ST-5,08	1833933	50	72.64
15	UMSTBVK 2,5/15-ST-5,08	1833946	50	77.72
16	UMSTBVK 2,5/16-ST-5,08	1833959	50	82.8

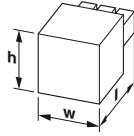


Technical data

Connection system / type of contact		CLASSIC COMBICON / Female connector		
Locking		without		
Connection capacity				
Solid / stranded	[mm ²]	0.2 - 2.5 / 0.2 - 2.5		
Stranded with ferrules without plastic sleeve	[mm ²]	0.25 - 2.5		
Stranded with ferrules with plastic sleeve	[mm ²]	0.25 - 2.5		
2 conductors with same cross section solid / stranded	[mm ²]	0.2 - 1 / 0.2 - 1.5		
2 conductors with same cross section, stranded, with ferrule without plastic sleeve	[mm ²]	0.25 - 1		
2 conductors with same cross section, stranded, with TWIN ferrules with plastic sleeve	[mm ²]	0.5 - 1.5		
Conductor cross section AWG/kcmil		24 - 12		
Stripping length		7		
Tightening torque		0.5 - 0.6		
Electrical parameters				
Rated current / conductor cross section [A] / [mm ²]		12 / 2.5		
Surge voltage category/degree of pollution		III/3	III/2	II/2
Rated insulation voltage [V]		320	320	630
Rated surge voltage [kV]		4	4	4
Approval data (UL/CUL)				
Use Group		B	C	D
Nominal voltage/current [V] / [A]		250 / 12	-	300 / 10
AWG		30-12	-	30-12
Approval data (CSA)				
Use Group		B	C	D
Nominal voltage/current [V] / [A]		300 / 10	-	300 / 10
AWG		28-12	-	28-12
General data				
Type of insulation material / insulation material group		PA / I		
Inflammability class in acc. with UL 94		V0		

DIN rail connector, Screw connection with tension sleeve, Pitch: 5.08 mm

UMSTBVK 2,5/...-STF



Dimensions	[mm]
Length l	34.9
Height h	42.5



Ordering data

No. of pos.	Type	Order No.	Pcs./ Pkt.	Width w [mm]
5	UMSTBVK 2,5/ 5-STF-5,08	1859205	50	35.52
6	UMSTBVK 2,5/ 6-STF-5,08	1859218	50	40.6
7	UMSTBVK 2,5/ 7-STF-5,08	1859221	50	45.68
8	UMSTBVK 2,5/ 8-STF-5,08	1859234	50	50.76
9	UMSTBVK 2,5/ 9-STF-5,08	1859247	50	55.84
10	UMSTBVK 2,5/10-STF-5,08	1859250	50	60.92
11	UMSTBVK 2,5/11-STF-5,08	1859263	50	66
12	UMSTBVK 2,5/12-STF-5,08	1859276	50	71.08
13	UMSTBVK 2,5/13-STF-5,08	1859289	50	76.16
14	UMSTBVK 2,5/14-STF-5,08	1859292	50	81.24
15	UMSTBVK 2,5/15-STF-5,08	1859302	50	86.32
16	UMSTBVK 2,5/16-STF-5,08	1859315	50	91.4



Technical data

Connection system / type of contact		CLASSIC COMBICON / Female connector		
Locking		Screw flange		
Connection capacity				
Solid / stranded	[mm ²]	0.2 - 2.5 / 0.2 - 2.5		
Stranded with ferrules without plastic sleeve	[mm ²]	0.25 - 2.5		
Stranded with ferrules with plastic sleeve	[mm ²]	0.25 - 2.5		
2 conductors with same cross section solid / stranded	[mm ²]	0.2 - 1 / 0.2 - 1.5		
2 conductors with same cross section, stranded, with ferrule without plastic sleeve	[mm ²]	0.25 - 1		
2 conductors with same cross section, stranded, with TWIN ferrules with plastic sleeve	[mm ²]	0.5 - 1.5		
Conductor cross section AWG/kcmil		24 - 12		
Stripping length		7		
Tightening torque		0.5 - 0.6		
Electrical parameters				
Rated current / conductor cross section [A] / [mm ²]		12 / 2.5		
Surge voltage category/degree of pollution		III/3	III/2	II/2
Rated insulation voltage [V]		320	320	630
Rated surge voltage [kV]		4	4	4
Approval data (UL/CUL)				
Use Group		B	C	D
Nominal voltage/current [V] / [A]		250 / 12	-	300 / 10
AWG		30-12	-	30-12
General data				
Type of insulation material / insulation material group		PA / I		
Inflammability class in acc. with UL 94		V0		

DIN rail connector, Screw connection with tension sleeve, Pitch: 5 mm

MSTBHK 2,5/-..G



Dimensions	[mm]
Length l	22
Height h	27.7



Ordering data

No. of pos.	Type	Order No.	Pcs./ Pkt.	Width w [mm]
10	MSTBHK 2,5/10-G	1765085	50	51.6

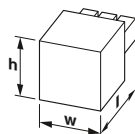


Technical data

Connection system / type of contact	CLASSIC COMBICON / Male connector		
Locking	without		
Connection capacity			
Solid / stranded	[mm ²]	0.2 - 2.5 / 0.2 - 2.5	
Stranded with ferrules without plastic sleeve	[mm ²]	0.25 - 2.5	
Stranded with ferrules with plastic sleeve	[mm ²]	0.25 - 2.5	
2 conductors with same cross section solid / stranded	[mm ²]	0.2 - 1 / 0.2 - 1.5	
2 conductors with same cross section, stranded, with ferrule without plastic sleeve	[mm ²]	0.25 - 1	
2 conductors with same cross section, stranded, with TWIN ferrules with plastic sleeve	[mm ²]	0.5 - 1.5	
Conductor cross section AWG/kcmil		24 - 12	
Stripping length	[mm]	7	
Tightening torque	[Nm]	0.5 - 0.6	
Electrical parameters			
Rated current / conductor cross section	[A] / [mm ²]	12 / 2.5	
Surge voltage category/degree of pollution		III / 3	II / 2
Rated insulation voltage	[V]	250	320
Rated surge voltage	[kV]	4	4
Approval data (UL/CUL)			
Use Group		B	C
Nominal voltage/current	[V] / [A]	250 / 12	300 / 10
AWG		30-12	30-12
Approval data (CSA)			
Use Group		B	C
Nominal voltage/current	[V] / [A]	300 / 10	300 / 10
AWG		28-12	28-12
General data			
Type of insulation material / insulation material group		PA / I	
Inflammability class in acc. with UL 94		V0	

DIN rail connector, Screw connection with tension sleeve, Pitch: 5 mm

UMSTBHK 2,5/-..G



Dimensions	[mm]
Length l	52.3
Height h	33



Ordering data

No. of pos.	Type	Order No.	Pcs./ Pkt.	Width w [mm]
10	UMSTBHK 2,5/10-G	1765768	50	42.5



Technical data

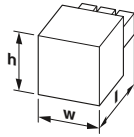
Connection system / type of contact	CLASSIC COMBICON / Male connector		
Locking	without		
Connection capacity			
Solid / stranded	[mm ²]	0.2 - 2.5 / 0.2 - 2.5	
Stranded with ferrules without plastic sleeve	[mm ²]	0.25 - 1.5	
Stranded with ferrules with plastic sleeve	[mm ²]	0.25 - 2.5	
2 conductors with same cross section solid / stranded	[mm ²]	0.2 - 1.5 / 0.2 - 1.5	
2 conductors with same cross section, stranded, with ferrule without plastic sleeve	[mm ²]	0.25 - 1	
2 conductors with same cross section, stranded, with TWIN ferrules with plastic sleeve	[mm ²]	0.5 - 1.5	
Conductor cross section AWG/kcmil		24 - 12	
Stripping length	[mm]	7	
Tightening torque	[Nm]	0.5 - 0.6	
Electrical parameters			
Rated current / conductor cross section	[A] / [mm ²]	12 / 2.5	
Surge voltage category/degree of pollution		III / 3	II / 2
Rated insulation voltage	[V]	250	320
Rated surge voltage	[kV]	4	4
Approval data (UL/CUL)			
Use Group		B	C
Nominal voltage/current	[V] / [A]	250 / 12	300 / 10
AWG		30-12	30-12
Approval data (CSA)			
Use Group		B	C
Nominal voltage/current	[V] / [A]	300 / 10	300 / 10
AWG		28-12	28-12
General data			
Type of insulation material / insulation material group		PA / I	
Inflammability class in acc. with UL 94		V0	

PCB connectors

Conductor cross section up to 2.5 mm² (AWG 14)

DIN rail connector, Screw connection with tension sleeve, Pitch: 5.08 mm

MSTBVK 2,5/...-G



Dimensions	[mm]
Length l	29.2
Height h	27.21



Ordering data

No. of pos.	Type	Order No.	Pcs./ Pkt.	Width w [mm]
2	MSTBVK 2,5/ 2-G-5,08	1788729	50	11.6
3	MSTBVK 2,5/ 3-G-5,08	1788732	50	16.68
4	MSTBVK 2,5/ 4-G-5,08	1788745	50	21.76
5	MSTBVK 2,5/ 5-G-5,08	1788758	50	26.84
6	MSTBVK 2,5/ 6-G-5,08	1788761	50	26.84
7	MSTBVK 2,5/ 7-G-5,08	1788774	50	37
8	MSTBVK 2,5/ 8-G-5,08	1788787	50	42.08
9	MSTBVK 2,5/ 9-G-5,08	1788790	50	47.16
10	MSTBVK 2,5/10-G-5,08	1788800	50	52.24
11	MSTBVK 2,5/11-G-5,08	1788813	50	57.32
12	MSTBVK 2,5/12-G-5,08	1788826	50	62.4
13	MSTBVK 2,5/13-G-5,08	1788839	50	67.48
14	MSTBVK 2,5/14-G-5,08	1788842	50	72.56
15	MSTBVK 2,5/15-G-5,08	1788855	50	77.64
16	MSTBVK 2,5/16-G-5,08	1788868	50	82.72
17	MSTBVK 2,5/17-G-5,08	1788871	50	87.8
18	MSTBVK 2,5/18-G-5,08	1788884	50	92.88
19	MSTBVK 2,5/19-G-5,08	1788897	50	97.96
20	MSTBVK 2,5/20-G-5,08	1788907	50	103.04
21	MSTBVK 2,5/21-G-5,08	1788910	50	108.12
22	MSTBVK 2,5/22-G-5,08	1788923	50	113.2
23	MSTBVK 2,5/23-G-5,08	1788936	50	118.28
24	MSTBVK 2,5/24-G-5,08	1788949	50	123.36

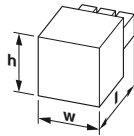


Technical data

Connection system / type of contact		CLASSIC COMBICON / Male connector		
Locking		without		
Connection capacity				
Solid / stranded	[mm ²]	0.2 - 2.5 / 0.2 - 2.5		
Stranded with ferrules without plastic sleeve	[mm ²]	0.25 - 2.5		
Stranded with ferrules with plastic sleeve	[mm ²]	0.25 - 2.5		
2 conductors with same cross section solid / stranded	[mm ²]	0.2 - 1 / 0.2 - 1.5		
2 conductors with same cross section, stranded, with ferrule without plastic sleeve	[mm ²]	0.25 - 1		
2 conductors with same cross section, stranded, with TWIN ferrules with plastic sleeve	[mm ²]	0.5 - 1.5		
Conductor cross section AWG/kcmil		24 - 12		
Stripping length		7		
Tightening torque		0.5 - 0.6		
Electrical parameters				
Rated current / conductor cross section [A] / [mm ²]		12 / 2.5		
Surge voltage category/degree of pollution		III/3	III/2	II/2
Rated insulation voltage [V]		320	320	630
Rated surge voltage [kV]		4	4	4
Approval data (UL/CUL)				
Use Group		B	C	D
Nominal voltage/current [V] / [A]		250 / 12	-	300 / 10
AWG		30-12	-	30-12
Approval data (CSA)				
Use Group		B	C	D
Nominal voltage/current [V] / [A]		300 / 10	-	300 / 10
AWG		28-12	-	28-12
General data				
Type of insulation material / insulation material group		PA / I		
Inflammability class in acc. with UL 94		V0		

DIN rail connector, Screw connection with tension sleeve, Pitch: 5.08 mm

MSTBVK 2,5/...-GF



Dimensions	[mm]
Length l	29.2
Height h	27.21



Ordering data

No. of pos.	Type	Order No.	Pcs./ Pkt.	Width w [mm]
2	MSTBVK 2,5/ 2-GF-5,08	1788952	50	21.48
3	MSTBVK 2,5/ 3-GF-5,08	1788965	50	26.56
4	MSTBVK 2,5/ 4-GF-5,08	1788978	50	31.64
5	MSTBVK 2,5/ 5-GF-5,08	1788981	50	36.72
6	MSTBVK 2,5/ 6-GF-5,08	1788994	50	41.8
7	MSTBVK 2,5/ 7-GF-5,08	1789003	50	46.88
8	MSTBVK 2,5/ 8-GF-5,08	1803015	50	51.96
9	MSTBVK 2,5/ 9-GF-5,08	1803028	50	57.04
10	MSTBVK 2,5/10-GF-5,08	1803031	50	62.12
11	MSTBVK 2,5/11-GF-5,08	1803044	50	67.2
12	MSTBVK 2,5/12-GF-5,08	1803057	50	72.28
13	MSTBVK 2,5/13-GF-5,08	1803060	50	77.36
14	MSTBVK 2,5/14-GF-5,08	1803073	50	82.44
15	MSTBVK 2,5/15-GF-5,08	1803086	50	87.52
16	MSTBVK 2,5/16-GF-5,08	1803099	50	92.6
17	MSTBVK 2,5/17-GF-5,08	1803109	50	97.68
18	MSTBVK 2,5/18-GF-5,08	1803112	50	102.76
19	MSTBVK 2,5/19-GF-5,08	1803125	50	107.84
20	MSTBVK 2,5/20-GF-5,08	1803138	50	112.92



Technical data

Connection system / type of contact		CLASSIC COMBICON / Male connector		
Locking		Threaded flange		
Connection capacity				
Solid / stranded	[mm ²]	0.2 - 2.5 / 0.2 - 2.5		
Stranded with ferrules without plastic sleeve	[mm ²]	0.25 - 2.5		
Stranded with ferrules with plastic sleeve	[mm ²]	0.25 - 2.5		
2 conductors with same cross section solid / stranded	[mm ²]	0.2 - 1 / 0.2 - 1.5		
2 conductors with same cross section, stranded, with ferrule without plastic sleeve	[mm ²]	0.25 - 1		
2 conductors with same cross section, stranded, with TWIN ferrules with plastic sleeve	[mm ²]	0.5 - 1.5		
Conductor cross section AWG/kcmil		24 - 12		
Stripping length		7		
Tightening torque		0.5 - 0.6		
Electrical parameters				
Rated current / conductor cross section [A] / [mm ²]		12 / 2.5		
Surge voltage category/degree of pollution		III/3	III/2	II/2
Rated insulation voltage [V]		320	320	630
Rated surge voltage [kV]		4	4	4
Approval data (UL/CUL)				
Use Group		B	C	D
Nominal voltage/current [V] / [A]		250 / 12	-	300 / 10
AWG		30-12	-	30-12
Approval data (CSA)				
Use Group		B	C	D
Nominal voltage/current [V] / [A]		300 / 10	-	300 / 10
AWG		28-12	-	28-12
General data				
Type of insulation material / insulation material group		PA / I		
Inflammability class in acc. with UL 94		V0		

DIN rail connector, Screw connection with tension sleeve, Pitch: 5.08 mm

UMSTBVK 2,5/...-GF



Dimensions	[mm]
Length l	34.6
Height h	42.5



Ordering data

No. of pos.	Type	Order No.	Pcs./ Pkt.	Width w [mm]
2	UMSTBVK 2,5/ 2-GF-5,08	1787924	50	21.48
3	UMSTBVK 2,5/ 3-GF-5,08	1787937	50	26.56
4	UMSTBVK 2,5/ 4-GF-5,08	1787940	50	31.64
5	UMSTBVK 2,5/ 5-GF-5,08	1787953	50	36.72
6	UMSTBVK 2,5/ 6-GF-5,08	1787966	50	41.8
7	UMSTBVK 2,5/ 7-GF-5,08	1787979	50	46.88
8	UMSTBVK 2,5/ 8-GF-5,08	1787982	50	51.96
9	UMSTBVK 2,5/ 9-GF-5,08	1787995	50	57.04
10	UMSTBVK 2,5/10-GF-5,08	1788004	50	62.12
11	UMSTBVK 2,5/11-GF-5,08	1788017	50	67.2
12	UMSTBVK 2,5/12-GF-5,08	1788020	50	72.28
13	UMSTBVK 2,5/13-GF-5,08	1788033	50	77.36
14	UMSTBVK 2,5/14-GF-5,08	1788046	50	82.44
15	UMSTBVK 2,5/15-GF-5,08	1788059	50	87.52
16	UMSTBVK 2,5/16-GF-5,08	1788062	50	92.6
17	UMSTBVK 2,5/17-GF-5,08	1788075	50	97.68
18	UMSTBVK 2,5/18-GF-5,08	1788088	50	102.76
19	UMSTBVK 2,5/19-GF-5,08	1788091	50	107.84
20	UMSTBVK 2,5/20-GF-5,08	1788101	50	112.92

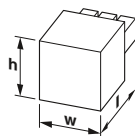


Technical data

Connection system / type of contact	CLASSIC COMBICON / Male connector			
Locking	Threaded flange			
Connection capacity				
Solid / stranded	[mm ²]	0.2 - 2.5 / 0.2 - 2.5		
Stranded with ferrules without plastic sleeve	[mm ²]	0.25 - 2.5		
Stranded with ferrules with plastic sleeve	[mm ²]	0.25 - 2.5		
2 conductors with same cross section solid / stranded	[mm ²]	0.2 - 1 / 0.2 - 1.5		
2 conductors with same cross section, stranded, with ferrule without plastic sleeve	[mm ²]	0.25 - 1		
2 conductors with same cross section, stranded, with TWIN ferrules with plastic sleeve	[mm ²]	0.5 - 1.5		
Conductor cross section AWG/kcmil		24 - 12		
Stripping length	[mm]	7		
Tightening torque	[Nm]	0.5 - 0.6		
Electrical parameters				
Rated current / conductor cross section	[A] / [mm ²]	12 / 2.5		
Surge voltage category/degree of pollution		III / 3	III / 2	II / 2
Rated insulation voltage	[V]	320	320	630
Rated surge voltage	[kV]	4	4	4
Approval data (UL/CUL)				
Use Group		B	C	D
Nominal voltage/current	[V] / [A]	250 / 12	-	300 / 10
AWG		30-12	-	30-12
Approval data (CSA)				
Use Group		B	C	D
Nominal voltage/current	[V] / [A]	300 / 10	-	300 / 10
AWG		28-12	-	28-12
General data				
Type of insulation material / insulation material group	PA / I			
Inflammability class in acc. with UL 94	V0			

DIN rail connector, Screw connection with tension sleeve, Pitch: 5.08 mm

UMSTBVK 2,5/...-G



Dimensions	[mm]
Length l	34.5
Height h	42.50
	0



Ordering data

No. of pos.	Type	Order No.	Pcs./ Pkt.	Width w [mm]
2	UMSTBVK 2,5/ 2-G-5,08	1788114	50	11.68
3	UMSTBVK 2,5/ 3-G-5,08	1788127	50	16.76
4	UMSTBVK 2,5/ 4-G-5,08	1788130	50	21.84
5	UMSTBVK 2,5/ 5-G-5,08	1788143	50	26.92
6	UMSTBVK 2,5/ 6-G-5,08	1788156	50	32
7	UMSTBVK 2,5/ 7-G-5,08	1788169	50	37.08
8	UMSTBVK 2,5/ 8-G-5,08	1788172	50	42.16
9	UMSTBVK 2,5/ 9-G-5,08	1788185	50	47.24
10	UMSTBVK 2,5/10-G-5,08	1788198	50	52.32
11	UMSTBVK 2,5/11-G-5,08	1788208	50	57.4
12	UMSTBVK 2,5/12-G-5,08	1788211	50	62.48
13	UMSTBVK 2,5/13-G-5,08	1788224	50	67.56
14	UMSTBVK 2,5/14-G-5,08	1788237	50	72.64
15	UMSTBVK 2,5/15-G-5,08	1788240	50	77.72
16	UMSTBVK 2,5/16-G-5,08	1788253	50	82.8
17	UMSTBVK 2,5/17-G-5,08	1788266	50	87.88
18	UMSTBVK 2,5/18-G-5,08	1788279	50	92.96
19	UMSTBVK 2,5/19-G-5,08	1788282	50	98.08
20	UMSTBVK 2,5/20-G-5,08	1788295	50	103.12
21	UMSTBVK 2,5/21-G-5,08	1788305	50	108.2



Technical data

Connection system / type of contact	CLASSIC COMBICON / Male connector			
Locking	without			
Connection capacity				
Solid / stranded	[mm ²]	0.2 - 2.5 / 0.2 - 2.5		
Stranded with ferrules without plastic sleeve	[mm ²]	0.25 - 2.5		
Stranded with ferrules with plastic sleeve	[mm ²]	0.25 - 2.5		
2 conductors with same cross section solid / stranded	[mm ²]	0.2 - 1 / 0.2 - 1.5		
2 conductors with same cross section, stranded, with ferrule without plastic sleeve	[mm ²]	0.25 - 1		
2 conductors with same cross section, stranded, with TWIN ferrules with plastic sleeve	[mm ²]	0.5 - 1.5		
Conductor cross section AWG/kcmil		24 - 12		
Stripping length	[mm]	7		
Tightening torque	[Nm]	0.5 - 0.6		
Electrical parameters				
Rated current / conductor cross section	[A] / [mm ²]	12 / 2.5		
Surge voltage category/degree of pollution		III / 3	III / 2	II / 2
Rated insulation voltage	[V]	320	320	630
Rated surge voltage	[kV]	4	4	4
Approval data (UL/CUL)				
Use Group		B	C	D
Nominal voltage/current	[V] / [A]	250 / 12	-	300 / 10
AWG		30-12	-	30-12
Approval data (CSA)				
Use Group		B	C	D
Nominal voltage/current	[V] / [A]	300 / 10	-	300 / 10
AWG		28-12	-	28-12
General data				
Type of insulation material / insulation material group	PA / I			
Inflammability class in acc. with UL 94	V0			

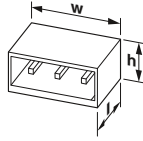
PCB connectors

Conductor cross section up to 2.5 mm² (AWG 14)

PCB headers, Pitch: 5 mm

CCA 2,5/...-G, Linear pinning

new



Dimensions	[mm]
Solder pin length	2
Length l	12
Height h	8.57



UL US

Ordering data

No. of pos.	Type	Order No.	Pcs./ Pkt.	Width w [mm]
2	CCA 2,5/ 2-G P20THRR32	1836573	330	12.8
3	CCA 2,5/ 3-G P20THRR32	1836586	330	17.8
4	CCA 2,5/ 4-G P20THRR56	1836599	330	22.8
5	CCA 2,5/ 5-G P20THRR56	1836609	330	27.8
6	CCA 2,5/ 6-G P20THRR56	1836612	330	32.8
7	CCA 2,5/ 7-G P20THRR56	1836625	330	37.8
8	CCA 2,5/ 8-G P20THRR56	1836638	330	42.8
9	CCA 2,5/ 9-G P20THRR88	1836641	330	47.8
10	CCA 2,5/10-G P20THRR88	1836654	330	52.8
11	CCA 2,5/11-G P20THRR88	1836667	330	57.8
2	CCA 2,5/12-G P20THRR88	1836670	330	62.8



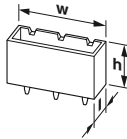
Technical data

Connection system / type of contact	CLASSIC COMBICON / Male connector		
Locking	without		
Electrical parameters			
Rated current	[A]	12	
Surge voltage category/degree of pollution		III / 3	III / 2
Rated insulation voltage	[V]	250	320
Rated surge voltage	[kV]	4	4
Approval data (UL/CUL)			
Use Group		B	C
Nominal voltage/current	[V] / [A]	300 / 16	300 / 10
AWG		-	-
General data			
Type of insulation material / insulation material group	LCP / IIIa		
Inflammability class in acc. with UL 94	V0		

PCB headers, Pitch: 5 mm

CC 2,5/...-GF-LR

new



Dimensions	[mm]
Solder pin length	2
Length l	12
Height h	8.57



UL US

Ordering data

No. of pos.	Type	Order No.	Pcs./ Pkt.	Width w [mm]
2	CC 2,5/ 2-GF-LR P20THRR32	1836913	330	20
3	CC 2,5/ 3-GF-LR P20THRR56	1836926	330	25
4	CC 2,5/ 4-GF-LR P20THRR56	1836939	330	30
5	CC 2,5/ 5-GF-LR P20THRR56	1836942	330	35
6	CC 2,5/ 6-GF-LR P20THRR56	1836955	330	40
7	CC 2,5/ 7-GF-LR P20THRR88	1836968	330	45
8	CC 2,5/ 8-GF-LR P20THRR88	1836971	330	50
9	CC 2,5/ 9-GF-LR P20THRR88	1836984	330	55
10	CC 2,5/10-GF-LR P20THRR88	1836997	330	60
11	CC 2,5/11-GF-LR P20THRR88	1837006	330	65
12	CC 2,5/12-GF-LR P20THRR88	1837019	330	70



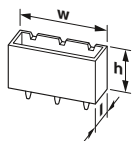
Technical data

Connection system / type of contact	CLASSIC COMBICON / Male connector		
Locking	Lock & release threaded flange		
Electrical parameters			
Rated current	[A]	12	
Surge voltage category/degree of pollution		III / 3	III / 2
Rated insulation voltage	[V]	250	320
Rated surge voltage	[kV]	4	4
Approval data (UL/CUL)			
Use Group		B	C
Nominal voltage/current	[V] / [A]	300 / 16	300 / 10
AWG		-	-
General data			
Type of insulation material / insulation material group	LCP / IIIa		
Inflammability class in acc. with UL 94	V0		

PCB headers, Pitch: 5 mm

CCVA 2,5/..-G

new



Dimensions	[mm]
Solder pin length	2
Length l	8.6
Height h	12



Ordering data

No. of pos.	Type	Order No.	Pcs./ Pkt.	Width w [mm]
2	CCVA 2,5/ 2-G P20THRR32	1837255	330	12.8
3	CCVA 2,5/ 3-G P20THRR32	1837268	140	17.8
4	CCVA 2,5/ 4-G P20THRR56	1837271	140	22.8
5	CCVA 2,5/ 5-G P20THRR56	1837284	140	27.8
6	CCVA 2,5/ 6-G P20THRR56	1837297	140	32.8
7	CCVA 2,5/ 7-G P20THRR56	1837307	140	37.8
8	CCVA 2,5/ 8-G P20THRR88	1837310	330	42.8
9	CCVA 2,5/ 9-G P20THRR88	1837323	330	47.8
10	CCVA 2,5/10-G P20THRR88	1837336	330	52.8
11	CCVA 2,5/11-G P20THRR88	1837349	330	57.8
12	CCVA 2,5/12-G P20THRR88	1837352	330	62.8



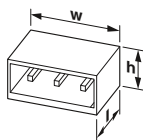
Technical data

Connection system / type of contact	CLASSIC COMBICON / Male connector		
Locking	without		
Electrical parameters			
Rated current	[A]	12	
Surge voltage category/degree of pollution		III/3	III / 2
Rated insulation voltage	[V]	250	320
Rated surge voltage	[kV]	4	4
Approval data (UL/CUL)			
Use Group		B	C
Nominal voltage/current	[V] / [A]	300 / 16	300 / 10
AWG		-	-
General data			
Type of insulation material / insulation material group	LCP / IIIa		
Inflammability class in acc. with UL 94	V0		

PCB headers, Pitch: 5 mm

CCV 2,5/..-GF-LR

new



Dimensions	[mm]
Solder pin length	2
Length l	8.6
Height h	12



Ordering data

No. of pos.	Type	Order No.	Pcs./ Pkt.	Width w [mm]
2	CCV 2,5/ 2-GF-LR P20THRR32	1837598	330	20
3	CCV 2,5/ 3-GF-LR P20THRR56	1837608	330	25
4	CCV 2,5/ 4-GF-LR P20THRR56	1837611	330	30
5	CCV 2,5/ 5-GF-LR P20THRR56	1837624	330	35
6	CCV 2,5/ 6-GF-LR P20THRR56	1837637	330	40
7	CCV 2,5/ 7-GF-LR P20THRR88	1837640	330	45
8	CCV 2,5/ 8-GF-LR P20THRR88	1837653	330	50
9	CCV 2,5/ 9-GF-LR P20THRR88	1837666	330	55
10	CCV 2,5/10-GF-LR P20THRR88	1837679	330	60
11	CCV 2,5/11-GF-LR P20THRR88	1837682	330	65
12	CCV 2,5/12-GF-LR P20THRR88	1837695	330	70



Technical data

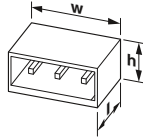
Connection system / type of contact	CLASSIC COMBICON / Male connector		
Locking	Lock & release threaded flange		
Electrical parameters			
Rated current	[A]	12	
Surge voltage category/degree of pollution		III/3	III / 2
Rated insulation voltage	[V]	250	320
Rated surge voltage	[kV]	4	4
Approval data (UL/CUL)			
Use Group		B	C
Nominal voltage/current	[V] / [A]	300 / 16	300 / 10
AWG		-	-
General data			
Type of insulation material / insulation material group	LCP / IIIa		
Inflammability class in acc. with UL 94	V0		

PCB connectors

Conductor cross section up to 2.5 mm² (AWG 14)

PCB headers, Pitch: 5.08 mm

CCA 2,5/...-G, Linear pinning



Dimensions	[mm]
Solder pin length	2.6
Length l	12
Height h	8.57



Ordering data

No. of pos.	Type	Order No.	Pcs./ Pkt.	Width w [mm]
2	CCA 2,5/ 2-G-5,08 P26THRR32	1955031	330	12.96
3	CCA 2,5/ 3-G-5,08 P26THRR32	1955044	330	18.04
4	CCA 2,5/ 4-G-5,08 P26THRR56	1955057	330	23.12
5	CCA 2,5/ 5-G-5,08 P26THRR56	1955060	330	28.2
6	CCA 2,5/ 6-G-5,08 P26THRR56	1955073	330	33.28
7	CCA 2,5/ 7-G-5,08 P26THRR56	1955086	330	38.36
8	CCA 2,5/ 8-G-5,08 P26THRR56	1955099	330	43.44
9	CCA 2,5/ 9-G-5,08 P26THRR88	1955109	240	48.52
10	CCA 2,5/10-G-5,08 P26THRR88	1955112	240	53.6
11	CCA 2,5/11-G-5,08 P26THRR88	1955125	240	58.68
12	CCA 2,5/12-G-5,08 P26THRR88	1955138	240	63.76

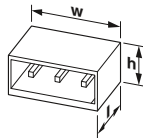


Technical data

Connection system / type of contact	CLASSIC COMBICON / Male connector		
Locking	without		
Electrical parameters			
Rated current	[A]	12	
Surge voltage category/degree of pollution		III/3	III / 2
Rated insulation voltage	[V]	250	320
Rated surge voltage	[kV]	4	4
Approval data (UL/CUL)			
Use Group		B	C
Nominal voltage/current	[V] / [A]	300 / 16	300 / 10
AWG		-	-
General data			
Type of insulation material / insulation material group	LCP / IIIa		
Inflammability class in acc. with UL 94	V0		

PCB headers, Pitch: 5.08 mm

CCA 2,5/...-G-RN, Linear pinning



Dimensions	[mm]
Solder pin length	2.6
Length l	12
Height h	9



Ordering data

No. of pos.	Type	Order No.	Pcs./ Pkt.	Width w [mm]
2	CCA 2,5/ 2-G-5,08 RNP26THRR32	1955277	330	15.98
3	CCA 2,5/ 3-G-5,08 RNP26THRR32	1955280	330	21.06
4	CCA 2,5/ 4-G-5,08 RNP26THRR56	1955293	330	26.14
5	CCA 2,5/ 5-G-5,08 RNP26THRR56	1955303	330	31.22
6	CCA 2,5/ 6-G-5,08 RNP26THRR56	1955316	330	36.3
7	CCA 2,5/ 7-G-5,08 RNP26THRR56	1955329	330	41.38
8	CCA 2,5/ 8-G-5,08 RNP26THRR88	1955332	240	46.46
9	CCA 2,5/ 9-G-5,08 RNP26THRR88	1955345	240	51.54
10	CCA 2,5/10-G-5,08 RNP26THRR88	1955358	240	56.62
11	CCA 2,5/11-G-5,08 RNP26THRR88	1955361	240	61.7
12	CCA 2,5/12-G-5,08 RNP26THRR88	1955374	240	66.78

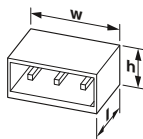


Technical data

Connection system / type of contact	CLASSIC COMBICON / Male connector		
Locking	Engagement nose		
Electrical parameters			
Rated current	[A]	12	
Surge voltage category/degree of pollution		III/3	III / 2
Rated insulation voltage	[V]	250	320
Rated surge voltage	[kV]	4	4
Approval data (UL/CUL)			
Use Group		B	C
Nominal voltage/current	[V] / [A]	300 / 16	300 / 10
AWG		-	-
General data			
Type of insulation material / insulation material group	LCP / IIIa		
Inflammability class in acc. with UL 94	V0		

PCB headers, Pitch: 5.08 mm

CC 2,5/..-GF, Linear pinning



Dimensions	[mm]
Solder pin length	2.6
Length l	12
Height h	8.6



Ordering data

No. of pos.	Type	Order No.	Pcs./ Pkt.	Width w [mm]
2	CC 2,5/ 2-GF-5,08 P26THRR32	1954809	330	20.32
3	CC 2,5/ 3-GF-5,08 P26THRR56	1954812	330	25.4
4	CC 2,5/ 4-GF-5,08 P26THRR56	1954825	330	30.48
5	CC 2,5/ 5-GF-5,08 P26THRR56	1954838	330	35.56
6	CC 2,5/ 6-GF-5,08 P26THRR56	1954841	330	40.64
7	CC 2,5/ 7-GF-5,08 P26THRR88	1954854	240	45.72
8	CC 2,5/ 8-GF-5,08 P26THRR88	1954867	240	50.8
9	CC 2,5/ 9-GF-5,08 P26THRR88	1954870	240	55.88
10	CC 2,5/10-GF-5,08 P26THRR88	1954883	240	60.96
11	CC 2,5/11-GF-5,08 P26THRR88	1954896	240	66.04
12	CC 2,5/12-GF-5,08 P26THRR88	1954906	240	71.12

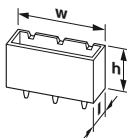


Technical data

Connection system / type of contact	CLASSIC COMBICON / Male connector		
Locking	Threaded flange		
Electrical parameters			
Rated current	[A]	12	
Surge voltage category/degree of pollution		III/3	III / 2
Rated insulation voltage	[V]	250	320
Rated surge voltage	[kV]	4	4
Approval data (UL/CUL)			
Use Group		B	C
Nominal voltage/current	[V] / [A]	300 / 16	300 / 10
General data			
Type of insulation material / insulation material group	LCP / IIIa		
Inflammability class in acc. with UL 94	V0		

PCB headers, Pitch: 5.08 mm

CCVA 2,5/..-G, Linear pinning



Dimensions	[mm]
Solder pin length	2.6
Length l	8.57
Height h	12



Ordering data

No. of pos.	Type	Order No.	Pcs./ Pkt.	Width w [mm]
2	CCVA 2,5/ 2-G-5,08 P26THRR32	1955963	140	12.96
3	CCVA 2,5/ 3-G-5,08 P26THRR32	1955976	140	18.04
4	CCVA 2,5/ 4-G-5,08 P26THRR56	1955989	140	23.12
5	CCVA 2,5/ 5-G-5,08 P26THRR56	1955992	140	28.2
6	CCVA 2,5/ 6-G-5,08 P26THRR56	1956001	140	33.28
7	CCVA 2,5/ 7-G-5,08 P26THRR56	1956014	140	38.36
8	CCVA 2,5/ 8-G-5,08 P26THRR56	1956027	140	43.44
9	CCVA 2,5/ 9-G-5,08 P26THRR88	1956030	140	48.52
10	CCVA 2,5/10-G-5,08 P26THRR88	1956043	140	53.6
11	CCVA 2,5/11-G-5,08 P26THRR88	1956056	140	58.68
12	CCVA 2,5/12-G-5,08 P26THRR88	1956069	140	63.76



Technical data

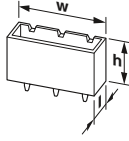
Connection system / type of contact	CLASSIC COMBICON / Male connector		
Locking	without		
Electrical parameters			
Rated current	[A]	12	
Surge voltage category/degree of pollution		III/3	III / 2
Rated insulation voltage	[V]	250	320
Rated surge voltage	[kV]	4	4
Approval data (UL/CUL)			
Use Group		B	C
Nominal voltage/current	[V] / [A]	300 / 16	300 / 10
General data			
Type of insulation material / insulation material group	LCP / IIIa		
Inflammability class in acc. with UL 94	V0		

PCB connectors

Conductor cross section up to 2.5 mm² (AWG 14)

PCB headers, Pitch: 5.08 mm

CCVA 2,5/...-G-RN, Linear pinning



Dimensions	[mm]
Solder pin length	2.6
Length l	8.6
Height h	12



Ordering data

No. of pos.	Type	Order No.	Pcs./ Pkt.	Width w [mm]
2	CCVA 2,5/ 2-G-5,08RNP26THRR32	1956195	140	15.98
3	CCVA 2,5/ 3-G-5,08RNP26THRR32	1956205	140	21.06
4	CCVA 2,5/ 4-G-5,08RNP26THRR56	1956218	140	26.14
5	CCVA 2,5/ 5-G-5,08RNP26THRR56	1956221	140	31.22
6	CCVA 2,5/ 6-G-5,08RNP26THRR56	1956234	140	36.3
7	CCVA 2,5/ 7-G-5,08RNP26THRR56	1956247	140	41.38
8	CCVA 2,5/ 8-G-5,08RNP26THRR88	1956250	140	46.46
9	CCVA 2,5/ 9-G-5,08RNP26THRR88	1956263	140	51.54
10	CCVA 2,5/10-G-5,08RNP26THRR88	1956276	140	56.62
11	CCVA 2,5/11-G-5,08RNP26THRR88	1956289	140	61.7
12	CCVA 2,5/12-G-5,08RNP26THRR88	1956292	140	66.78

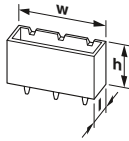


Technical data

Connection system / type of contact		CLASSIC COMBICON / Male connector		
Locking		Engagement nose		
Electrical parameters				
Rated current	[A]	12		
Surge voltage category/degree of pollution		III/3	III / 2	II / 2
Rated insulation voltage	[V]	250	320	400
Rated surge voltage	[kV]	4	4	4
Approval data (UL/CUL)				
Use Group		B	C	D
Nominal voltage/current	[V] / [A]	300 / 16	-	300 / 10
AWG		-	-	-
General data				
Type of insulation material / insulation material group			LCP / IIIa	
Inflammability class in acc. with UL 94			V0	

PCB headers, Pitch: 5.08 mm

CCV 2,5/...-GF, Linear pinning



Dimensions	[mm]
Solder pin length	2.6
Length l	8.57
Height h	12



Ordering data

No. of pos.	Type	Order No.	Pcs./ Pkt.	Width w [mm]
2	CCV 2,5/ 2-GF-5,08 P26THRR32	1955743	140	20.27
3	CCV 2,5/ 3-GF-5,08 P26THRR56	1955756	140	25.35
4	CCV 2,5/ 4-GF-5,08 P26THRR56	1955769	140	30.43
5	CCV 2,5/ 5-GF-5,08 P26THRR56	1955772	140	35.51
6	CCV 2,5/ 6-GF-5,08 P26THRR56	1955785	140	40.59
7	CCV 2,5/ 7-GF-5,08 P26THRR88	1955798	140	45.67
8	CCV 2,5/ 8-GF-5,08 P26THRR88	1955808	140	50.75
9	CCV 2,5/ 9-GF-5,08 P26THRR88	1955811	140	55.83
10	CCV 2,5/10-GF-5,08 P26THRR88	1955824	140	60.91
11	CCV 2,5/11-GF-5,08 P26THRR88	1955837	140	65.99
12	CCV 2,5/12-GF-5,08 P26THRR88	1955840	140	71.07



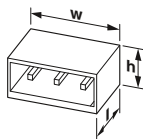
Technical data

Connection system / type of contact		CLASSIC COMBICON / Male connector		
Locking		Threaded flange		
Electrical parameters				
Rated current	[A]	12		
Surge voltage category/degree of pollution		III/3	III / 2	II / 2
Rated insulation voltage	[V]	250	320	400
Rated surge voltage	[kV]	4	4	4
Approval data (UL/CUL)				
Use Group		B	C	D
Nominal voltage/current	[V] / [A]	300 / 16	-	300 / 10
AWG		-	-	-
General data				
Type of insulation material / insulation material group			LCP / IIIa	
Inflammability class in acc. with UL 94			V0	

PCB headers, Pitch: 5 mm

CCA 2,5/...-G

new



Dimensions	[mm]
Solder pin length	2
Length l	12
Height h	8.57



Ordering data

No. of pos.	Type	Order No.	Pcs./ Pkt.	Width w [mm]
2	CCA 2,5/ 2-G P20 THR	1836340	50	12.8
3	CCA 2,5/ 3-G P20 THR	1836353	50	17.8
4	CCA 2,5/ 4-G P20 THR	1836366	50	22.8
5	CCA 2,5/ 5-G P20 THR	1836379	50	27.8
6	CCA 2,5/ 6-G P20 THR	1836382	50	32.8
7	CCA 2,5/ 7-G P20 THR	1836395	50	37.8
8	CCA 2,5/ 8-G P20 THR	1836405	50	42.8
9	CCA 2,5/ 9-G P20 THR	1836418	50	47.8
10	CCA 2,5/10-G P20 THR	1836421	50	52.8
11	CCA 2,5/11-G P20 THR	1836434	50	57.8
12	CCA 2,5/12-G P20 THR	1836447	50	62.8
13	CCA 2,5/13-G P20 THR	1836450	50	67.8
14	CCA 2,5/14-G P20 THR	1836463	50	72.8
15	CCA 2,5/15-G P20 THR	1836476	50	77.8
16	CCA 2,5/16-G P20 THR	1836489	50	82.8
17	CCA 2,5/17-G P20 THR	1836492	50	87.8
18	CCA 2,5/18-G P20 THR	1836502	50	92.8
19	CCA 2,5/19-G P20 THR	1836515	50	97.8
20	CCA 2,5/20-G P20 THR	1836528	50	102.8
21	CCA 2,5/21-G P20 THR	1836531	50	107.8
22	CCA 2,5/22-G P20 THR	1836544	50	112.8
23	CCA 2,5/23-G P20 THR	1836557	50	117.8
24	CCA 2,5/24-G P20 THR	1836560	50	122.8



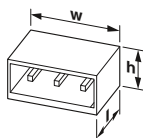
Technical data

Connection system / type of contact		CLASSIC COMBICON / Male connector		
Locking		without		
Electrical parameters				
Rated current	[A]	12		
Surge voltage category/degree of pollution		III/3	III / 2	II / 2
Rated insulation voltage	[V]	250	320	400
Rated surge voltage	[kV]	4	4	4
Approval data (UL/CUL)				
Use Group		B	C	D
Nominal voltage/current	[V] / [A]	300 / 16	-	300 / 10
AWG				
-				
General data				
Type of insulation material / insulation material group		LCP / Illa		
Inflammability class in acc. with UL 94		V0		

PCB headers, Pitch: 5 mm

CC 2,5/...-GF-LR

new



Dimensions	[mm]
Solder pin length	2
Length l	12
Height h	8.57



Ordering data

No. of pos.	Type	Order No.	Pcs./ Pkt.	Width w [mm]
2	CC 2,5/ 2-GF-LR P20 THR	1836683	50	20
3	CC 2,5/ 3-GF-LR P20 THR	1836696	50	25
4	CC 2,5/ 4-GF-LR P20 THR	1836706	50	30
5	CC 2,5/ 5-GF-LR P20 THR	1836719	50	35
6	CC 2,5/ 6-GF-LR P20 THR	1836722	50	40
7	CC 2,5/ 7-GF-LR P20 THR	1836735	50	45
8	CC 2,5/ 8-GF-LR P20 THR	1836748	50	50
9	CC 2,5/ 9-GF-LR P20 THR	1836751	50	55
10	CC 2,5/10-GF-LR P20 THR	1836764	50	60
11	CC 2,5/11-GF-LR P20 THR	1836777	50	65
12	CC 2,5/12-GF-LR P20 THR	1836780	50	70
13	CC 2,5/13-GF-LR P20 THR	1836793	50	75
14	CC 2,5/14-GF-LR P20 THR	1836803	50	80
15	CC 2,5/15-GF-LR P20 THR	1836816	50	85
16	CC 2,5/16-GF-LR P20 THR	1836829	50	90
17	CC 2,5/17-GF-LR P20 THR	1836832	50	95
18	CC 2,5/18-GF-LR P20 THR	1836845	50	100
19	CC 2,5/19-GF-LR P20 THR	1836858	50	105
20	CC 2,5/20-GF-LR P20 THR	1836861	50	110
21	CC 2,5/21-GF-LR P20 THR	1836874	50	115
22	CC 2,5/22-GF-LR P20 THR	1836887	50	120
23	CC 2,5/23-GF-LR P20 THR	1836890	50	125
24	CC 2,5/24-GF-LR P20 THR	1836900	50	130



Technical data

Connection system / type of contact		CLASSIC COMBICON / Male connector		
Locking		Lock & release threaded flange		
Electrical parameters				
Rated current	[A]	12		
Surge voltage category/degree of pollution		III/3	III / 2	II / 2
Rated insulation voltage	[V]	250	320	400
Rated surge voltage	[kV]	4	4	4
Approval data (UL/CUL)				
Use Group		B	C	D
Nominal voltage/current	[V] / [A]	300 / 16	-	300 / 10
AWG				
-				
General data				
Type of insulation material / insulation material group		LCP / Illa		
Inflammability class in acc. with UL 94		V0		

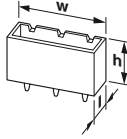
PCB connectors

Conductor cross section up to 2.5 mm² (AWG 14)

PCB headers, Pitch: 5 mm

CCVA 2,5/...-G

new



Dimensions	[mm]
Solder pin length	2
Length l	8.57
Height h	12



Ordering data

No. of pos.	Type	Order No.	Pcs./ Pkt.	Width w [mm]
2	CCVA 2,5/ 2-G P20 THR	1837022	50	12.8
3	CCVA 2,5/ 3-G P20 THR	1837035	50	17.8
4	CCVA 2,5/ 4-G P20 THR	1837048	50	22.8
5	CCVA 2,5/ 5-G P20 THR	1837051	50	27.8
6	CCVA 2,5/ 6-G P20 THR	1837064	50	32.8
7	CCVA 2,5/ 7-G P20 THR	1837077	50	37.8
8	CCVA 2,5/ 8-G P20 THR	1837080	50	42.8
9	CCVA 2,5/ 9-G P20 THR	1837093	50	47.8
10	CCVA 2,5/10-G P20 THR	1837103	50	52.8
11	CCVA 2,5/11-G P20 THR	1837116	50	57.8
12	CCVA 2,5/12-G P20 THR	1837129	50	62.8
13	CCVA 2,5/13-G P20 THR	1837132	50	67.8
14	CCVA 2,5/14-G P20 THR	1837145	50	72.8
15	CCVA 2,5/15-G P20 THR	1837158	50	77.8
16	CCVA 2,5/16-G P20 THR	1837161	50	82.8
17	CCVA 2,5/17-G P20 THR	1837174	50	87.8
18	CCVA 2,5/18-G P20 THR	1837187	50	92.8
19	CCVA 2,5/19-G P20 THR	1837190	50	97.8
20	CCVA 2,5/20-G P20 THR	1837200	50	102.8
21	CCVA 2,5/21-G P20 THR	1837213	50	107.8
22	CCVA 2,5/22-G P20 THR	1837226	50	112.8
23	CCVA 2,5/23-G P20 THR	1837239	50	117.8
24	CCVA 2,5/24-G P20 THR	1837242	50	122.8



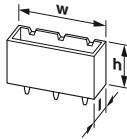
Technical data

Connection system / type of contact		CLASSIC COMBICON / Male connector		
Locking		without		
Electrical parameters				
Rated current	[A]	12		
Surge voltage category/degree of pollution		III/3	III / 2	II / 2
Rated insulation voltage	[V]	250	320	400
Rated surge voltage	[kV]	4	4	4
Approval data (UL/CUL)				
Use Group		B	C	D
Nominal voltage/current	[V] / [A]	300 / 16	-	300 / 10
AWG		-	-	-
General data				
Type of insulation material / insulation material group		LCP / IIIa		
Inflammability class in acc. with UL 94		V0		

PCB headers, Pitch: 5 mm

CCV 2,5/...-GF-LR

new



Dimensions	[mm]
Solder pin length	2
Length l	8.6
Height h	12



Ordering data

No. of pos.	Type	Order No.	Pcs./ Pkt.	Width w [mm]
2	CCV 2,5/ 2-GF-LR P20 THR	1837365	50	20
3	CCV 2,5/ 3-GF-LR P20 THR	1837378	50	25
4	CCV 2,5/ 4-GF-LR P20 THR	1837381	50	30
5	CCV 2,5/ 5-GF-LR P20 THR	1837394	50	35
6	CCV 2,5/ 6-GF-LR P20 THR	1837404	50	40
7	CCV 2,5/ 7-GF-LR P20 THR	1837417	50	45
8	CCV 2,5/ 8-GF-LR P20 THR	1837420	50	50
9	CCV 2,5/ 9-GF-LR P20 THR	1837433	50	55
10	CCV 2,5/10-GF-LR P20 THR	1837446	50	60
11	CCV 2,5/11-GF-LR P20 THR	1837459	50	65
12	CCV 2,5/12-GF-LR P20 THR	1837462	50	70
13	CCV 2,5/13-GF-LR P20 THR	1837475	50	75
14	CCV 2,5/14-GF-LR P20 THR	1837488	50	80
15	CCV 2,5/15-GF-LR P20 THR	1837491	50	85
16	CCV 2,5/16-GF-LR P20 THR	1837501	50	90
17	CCV 2,5/17-GF-LR P20 THR	1837514	50	95
18	CCV 2,5/18-GF-LR P20 THR	1837527	50	100
19	CCV 2,5/19-GF-LR P20 THR	1837530	50	105
20	CCV 2,5/20-GF-LR P20 THR	1837543	50	110
21	CCV 2,5/21-GF-LR P20 THR	1837556	50	115
22	CCV 2,5/22-GF-LR P20 THR	1837569	50	120
23	CCV 2,5/23-GF-LR P20 THR	1837572	50	125
24	CCV 2,5/24-GF-LR P20 THR	1837585	50	130

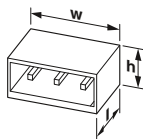


Technical data

Connection system / type of contact		CLASSIC COMBICON / Male connector		
Locking		Lock & release threaded flange		
Electrical parameters				
Rated current	[A]	12		
Surge voltage category/degree of pollution		III/3	III / 2	II / 2
Rated insulation voltage	[V]	250	320	400
Rated surge voltage	[kV]	4	4	4
Approval data (UL/CUL)				
Use Group		B	C	D
Nominal voltage/current	[V] / [A]	300 / 16	-	300 / 10
AWG		-	-	-
General data				
Type of insulation material / insulation material group		LCP / IIIa		
Inflammability class in acc. with UL 94		V0		

PCB headers, Plug connection, Pitch: 5.08 mm

CCA 2,5/...-G, Linear pinning



Dimensions	[mm]
Solder pin length	2.6
Length l	12
Height h	8.6



Ordering data

No. of pos.	Type	Order No.	Pcs./ Pkt.	Width w [mm]
2	CCA 2,5/ 2-G-5,08 P26THR	1954919	50	12.96
3	CCA 2,5/ 3-G-5,08 P26THR	1954922	50	18.04
4	CCA 2,5/ 4-G-5,08 P26THR	1954935	50	23.12
5	CCA 2,5/ 5-G-5,08 P26THR	1954948	50	28.2
6	CCA 2,5/ 6-G-5,08 P26THR	1954951	50	33.28
7	CCA 2,5/ 7-G-5,08 P26THR	1954977	50	38.36
8	CCA 2,5/ 8-G-5,08 P26THR	1954980	50	43.44
9	CCA 2,5/ 9-G-5,08 P26THR	1954993	50	48.52
10	CCA 2,5/10-G-5,08 P26THR	1955002	50	53.6
11	CCA 2,5/11-G-5,08 P26THR	1955015	50	58.68
13	CCA 2,5/13-G-5,08 P26THR	1827647	50	68.84
14	CCA 2,5/14-G-5,08 P26THR	1827650	50	73.92
15	CCA 2,5/15-G-5,08 P26THR	1827663	50	79
16	CCA 2,5/16-G-5,08 P26THR	1827676	50	84.08
17	CCA 2,5/17-G-5,08 P26THR	1827689	50	89.16
18	CCA 2,5/18-G-5,08 P26THR	1827692	50	94.24
19	CCA 2,5/19-G-5,08 P26THR	1827702	50	99.32
20	CCA 2,5/20-G-5,08 P26THR	1827715	50	104.4
21	CCA 2,5/21-G-5,08 P26THR	1827728	50	109.48
22	CCA 2,5/22-G-5,08 P26THR	1827731	50	114.56
23	CCA 2,5/23-G-5,08 P26THR	1827744	50	119.64
24	CCA 2,5/24-G-5,08 P26THR	1827757	50	124.72

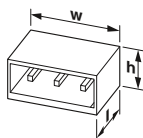


Technical data

Connection system / type of contact	CLASSIC COMBICON / Male connector		
Locking	without		
Electrical parameters			
Rated current	[A]	12	
Surge voltage category/degree of pollution		III/3	III / 2 II / 2
Rated insulation voltage	[V]	250	320 400
Rated surge voltage	[kV]	4	4 4
Approval data (UL/CUL)			
Use Group		B	C D
Nominal voltage/current	[V] / [A]	300 / 16	- 300 / 10
AWG			
		-	- -
General data			
Type of insulation material / insulation material group	LCP / IIIa		
Inflammability class in acc. with UL 94	V0		

PCB headers, Pitch: 5.08 mm

CCA 2,5/...-G-RN, Linear pinning



Dimensions	[mm]
Solder pin length	2.6
Length l	12
Height h	8.6



Ordering data

No. of pos.	Type	Order No.	Pcs./ Pkt.	Width w [mm]
2	CCA 2,5/ 2-G-5,08 RNP26THR	1955167	50	15.98
3	CCA 2,5/ 3-G-5,08 RNP26THR	1955170	50	21.06
4	CCA 2,5/ 4-G-5,08 RNP26THR	1955183	50	26.14
5	CCA 2,5/ 5-G-5,08 RNP26THR	1955196	50	31.22
6	CCA 2,5/ 6-G-5,08 RNP26THR	1955206	50	36.3
7	CCA 2,5/ 7-G-5,08 RNP26THR	1955219	50	41.38
8	CCA 2,5/ 8-G-5,08 RNP26THR	1955222	50	46.46
9	CCA 2,5/ 9-G-5,08 RNP26THR	1955235	50	51.54
10	CCA 2,5/10-G-5,08 RNP26THR	1955248	50	56.62
11	CCA 2,5/11-G-5,08 RNP26THR	1955251	50	61.7
12	CCA 2,5/12-G-5,08 RNP26THR	1955264	50	66.78



Technical data

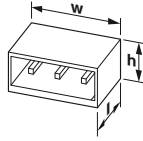
Connection system / type of contact	CLASSIC COMBICON / Male connector		
Locking	Engagement nose		
Electrical parameters			
Rated current	[A]	12	
Surge voltage category/degree of pollution		III/3	III / 2 II / 2
Rated insulation voltage	[V]	250	320 400
Rated surge voltage	[kV]	4	4 4
Approval data (UL/CUL)			
Use Group		B	C D
Nominal voltage/current	[V] / [A]	300 / 16	- 300 / 10
AWG			
		-	- -
General data			
Type of insulation material / insulation material group	LCP / IIIa		
Inflammability class in acc. with UL 94	V0		

PCB connectors

Conductor cross section up to 2.5 mm² (AWG 14)

PCB headers, Pitch: 5.08 mm

CC 2,5/...-GF, Linear pinning



Dimensions	[mm]
Solder pin length	2.6
Length l	12
Height h	8.6



Ordering data

No. of pos.	Type	Order No.	Pcs./ Pkt.	Width w [mm]
2	CC 2,5/ 2-GF-5,08 P26THR	1954692	50	20.32
3	CC 2,5/ 3-GF-5,08 P26THR	1954702	50	25.4
4	CC 2,5/ 4-GF-5,08 P26THR	1954715	50	30.48
5	CC 2,5/ 5-GF-5,08 P26THR	1954728	50	35.56
6	CC 2,5/ 6-GF-5,08 P26THR	1954731	50	40.64
7	CC 2,5/ 7-GF-5,08 P26THR	1954744	50	45.72
8	CC 2,5/ 8-GF-5,08 P26THR	1954757	50	50.8
9	CC 2,5/ 9-GF-5,08 P26THR	1954760	50	55.88
10	CC 2,5/10-GF-5,08 P26THR	1954773	50	60.96
11	CC 2,5/11-GF-5,08 P26THR	1954786	50	66.04
12	CC 2,5/12-GF-5,08 P26THR	1954799	50	71.12

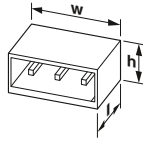


Technical data

Connection system / type of contact	CLASSIC COMBICON / Male connector		
Locking	Threaded flange		
Electrical parameters			
Rated current	[A]	12	
Surge voltage category/degree of pollution		III/3	III / 2
Rated insulation voltage	[V]	250	320
Rated surge voltage	[kV]	4	4
Approval data (UL/CUL)			
Use Group		B	C
Nominal voltage/current	[V] / [A]	300 / 16	300 / 10
AWG		-	-
General data			
Type of insulation material / insulation material group	LCP / IIIa		
Inflammability class in acc. with UL 94	V0		

PCB headers, Pitch: 5.08 mm

CC 2,5/...-GF-LR, Linear pinning



Dimensions	[mm]
Solder pin length	2.6
Length l	12
Height h	8.6



Ordering data

No. of pos.	Type	Order No.	Pcs./ Pkt.	Width w [mm]
2	CC 2,5/ 2-GF-5,08-LR P26THR	1792627	50	20.32
3	CC 2,5/ 3-GF-5,08-LR P26THR	1792630	50	25.4
4	CC 2,5/ 4-GF-5,08-LR P26THR	1792643	50	30.48
5	CC 2,5/ 5-GF-5,08-LR P26THR	1792656	50	35.56
6	CC 2,5/ 6-GF-5,08-LR P26THR	1792669	50	40.64
7	CC 2,5/ 7-GF-5,08-LR P26THR	1792672	50	45.72
8	CC 2,5/ 8-GF-5,08-LR P26THR	1792685	50	50.8
9	CC 2,5/ 9-GF-5,08-LR P26THR	1792698	50	55.88
10	CC 2,5/10-GF-5,08-LR P26THR	1792708	50	60.96
11	CC 2,5/11-GF-5,08-LR P26THR	1792711	50	66.04
12	CC 2,5/12-GF-5,08-LR P26THR	1792724	50	71.12
13	CC 2,5/13-GF-5,08-LR P26THR	1827524	50	76.15
14	CC 2,5/14-GF-5,08-LR P26THR	1827537	50	81.23
15	CC 2,5/15-GF-5,08-LR P26THR	1827540	50	86.31
16	CC 2,5/16-GF-5,08-LR P26THR	1827553	50	91.39
17	CC 2,5/17-GF-5,08-LR P26THR	1827566	50	96.47
18	CC 2,5/18-GF-5,08-LR P26THR	1827579	50	101.55
19	CC 2,5/19-GF-5,08-LR P26THR	1827582	50	106.63
20	CC 2,5/20-GF-5,08-LR P26THR	1827595	50	111.71
21	CC 2,5/21-GF-5,08-LR P26THR	1827605	50	116.79
22	CC 2,5/22-GF-5,08-LR P26THR	1827618	50	121.87
23	CC 2,5/23-GF-5,08-LR P26THR	1827621	50	126.95
24	CC 2,5/24-GF-5,08-LR P26THR	1827634	50	132.03

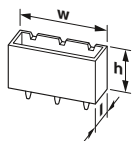


Technical data

Connection system / type of contact	CLASSIC COMBICON / Male connector		
Locking	Lock & release threaded flange		
Electrical parameters			
Rated current	[A]	12	
Surge voltage category/degree of pollution		III/3	III / 2
Rated insulation voltage	[V]	250	320
Rated surge voltage	[kV]	4	4
Approval data (UL/CUL)			
Use Group		B	C
Nominal voltage/current	[V] / [A]	300 / 16	300 / 10
AWG		-	-
General data			
Type of insulation material / insulation material group	LCP / IIIa		
Inflammability class in acc. with UL 94	V0		

PCB headers, Pitch: 5.08 mm

CCVA 2,5/..-G, Linear pinning



Dimensions	[mm]
Solder pin length	2.6
Length l	8.6
Height h	12



Ordering data

No. of pos.	Type	Order No.	Pcs./ Pkt.	Width w [mm]
2	CCVA 2,5/ 2-G-5,08 P26THR	1955853	50	12.96
3	CCVA 2,5/ 3-G-5,08 P26THR	1955866	50	18.04
4	CCVA 2,5/ 4-G-5,08 P26THR	1955879	50	23.12
5	CCVA 2,5/ 5-G-5,08 P26THR	1955882	50	28.2
6	CCVA 2,5/ 6-G-5,08 P26THR	1955895	50	33.28
7	CCVA 2,5/ 7-G-5,08 P26THR	1955905	50	38.36
8	CCVA 2,5/ 8-G-5,08 P26THR	1955918	50	43.44
10	CCVA 2,5/10-G-5,08 P26THR	1955934	50	53.6
11	CCVA 2,5/11-G-5,08 P26THR	1955947	50	58.68
12	CCVA 2,5/12-G-5,08 P26THR	1955950	50	63.76
13	CCVA 2,5/13-G-5,08 P26THR	1827883	50	68.84
14	CCVA 2,5/14-G-5,08 P26THR	1827896	50	73.92
15	CCVA 2,5/15-G-5,08 P26THR	1827906	50	79
16	CCVA 2,5/16-G-5,08 P26THR	1827919	50	84.08
17	CCVA 2,5/17-G-5,08 P26THR	1827922	50	89.16
18	CCVA 2,5/18-G-5,08 P26THR	1827935	50	94.24
19	CCVA 2,5/19-G-5,08 P26THR	1827948	50	99.32
20	CCVA 2,5/20-G-5,08 P26THR	1827951	50	104.4
21	CCVA 2,5/21-G-5,08 P26THR	1827964	50	109.48
22	CCVA 2,5/22-G-5,08 P26THR	1827977	50	114.56
23	CCVA 2,5/23-G-5,08 P26THR	1827980	50	119.64
24	CCVA 2,5/24-G-5,08 P26THR	1827993	50	124.72

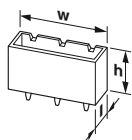


Technical data

Connection system / type of contact	CLASSIC COMBICON / Male connector		
Locking	without		
Electrical parameters			
Rated current	[A]	12	
Surge voltage category/degree of pollution		III/3	III / 2 II / 2
Rated insulation voltage	[V]	250	320 400
Rated surge voltage	[kV]	4	4 4
Approval data (UL/CUL)			
Use Group		B	C D
Nominal voltage/current	[V] / [A]	300 / 16	- 300 / 10
AWG			
General data			
Type of insulation material / insulation material group	LCP / IIIa		
Inflammability class in acc. with UL 94	V0		

PCB headers, Pitch: 5.08 mm

CCVA 2,5/..-G-RN, Linear pinning



Dimensions	[mm]
Solder pin length	2.6
Length l	8.6
Height h	12



Ordering data

No. of pos.	Type	Order No.	Pcs./ Pkt.	Width w [mm]
2	CCVA 2,5/ 2-G-5,08 RNP26THR	1956085	50	15.98
3	CCVA 2,5/ 3-G-5,08 RNP26THR	1956098	50	21.06
4	CCVA 2,5/ 4-G-5,08 RNP26THR	1956108	50	26.14
5	CCVA 2,5/ 5-G-5,08 RNP26THR	1956111	50	31.22
6	CCVA 2,5/ 6-G-5,08 RNP26THR	1956124	50	36.3
7	CCVA 2,5/ 7-G-5,08 RNP26THR	1956137	50	41.38
8	CCVA 2,5/ 8-G-5,08 RNP26THR	1956140	50	46.46
9	CCVA 2,5/ 9-G-5,08 RNP26THR	1956153	50	51.54
10	CCVA 2,5/10-G-5,08 RNP26THR	1956166	50	56.62
11	CCVA 2,5/11-G-5,08 RNP26THR	1956179	50	61.7
12	CCVA 2,5/12-G-5,08 RNP26THR	1956182	50	66.78



Technical data

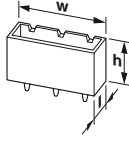
Connection system / type of contact	CLASSIC COMBICON / Male connector		
Locking	Engagement nose		
Electrical parameters			
Rated current	[A]	12	
Surge voltage category/degree of pollution		III/3	III / 2 II / 2
Rated insulation voltage	[V]	250	320 400
Rated surge voltage	[kV]	4	4 4
Approval data (UL/CUL)			
Use Group		B	C D
Nominal voltage/current	[V] / [A]	300 / 16	- 300 / 10
AWG			
General data			
Type of insulation material / insulation material group	LCP / IIIa		
Inflammability class in acc. with UL 94	V0		

PCB connectors

Conductor cross section up to 2.5 mm² (AWG 14)

PCB headers, Pitch: 5.08 mm

CCV 2,5/...-GF, Linear pinning



Dimensions	[mm]
Solder pin length	2.6
Length l	8.57
Height h	12



Ordering data

No. of pos.	Type	Order No.	Pcs./ Pkt.	Width w [mm]
2	CCV 2,5/ 2-GF-5,08 P26THR	1955633	50	20.27
3	CCV 2,5/ 3-GF-5,08 P26THR	1955646	50	25.35
4	CCV 2,5/ 4-GF-5,08 P26THR	1955659	50	30.43
5	CCV 2,5/ 5-GF-5,08 P26THR	1955662	50	35.51
6	CCV 2,5/ 6-GF-5,08 P26THR	1955675	50	40.59
7	CCV 2,5/ 7-GF-5,08 P26THR	1955688	50	45.67
8	CCV 2,5/ 8-GF-5,08 P26THR	1955691	50	50.75
9	CCV 2,5/ 9-GF-5,08 P26THR	1955701	50	55.83
10	CCV 2,5/10-GF-5,08 P26THR	1955714	50	60.91
11	CCV 2,5/11-GF-5,08 P26THR	1955727	50	65.99
12	CCV 2,5/12-GF-5,08 P26THR	1955730	50	71.07

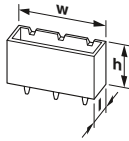


Technical data

Connection system / type of contact	CLASSIC COMBICON / Male connector		
Locking	Threaded flange		
Electrical parameters			
Rated current	[A]	12	
Surge voltage category/degree of pollution		III/3	III / 2 II / 2
Rated insulation voltage	[V]	250	320 400
Rated surge voltage	[kV]	4	4 4
Approval data (UL/CUL)			
Use Group		B	C D
Nominal voltage/current	[V] / [A]	300 / 16	- 300 / 10
AWG		-	- -
General data			
Type of insulation material / insulation material group	LCP / IIIa		
Inflammability class in acc. with UL 94	V0		

PCB headers, Pitch: 5.08 mm

CCV 2,5/...-GF-LR, Linear pinning



Dimensions	[mm]
Solder pin length	2.6
Length l	8.6
Height h	12



Ordering data

No. of pos.	Type	Order No.	Pcs./ Pkt.	Width w [mm]
2	CCV 2,5/ 2-GF-5,08-LR P26THR	1792737	50	20.32
3	CCV 2,5/ 3-GF-5,08-LR P26THR	1792740	50	25.4
4	CCV 2,5/ 4-GF-5,08-LR P26THR	1792753	50	30.48
5	CCV 2,5/ 5-GF-5,08-LR P26THR	1792766	50	35.56
6	CCV 2,5/ 6-GF-5,08-LR P26THR	1792779	50	40.64
7	CCV 2,5/ 7-GF-5,08-LR P26THR	1792782	50	45.72
8	CCV 2,5/ 8-GF-5,08-LR P26THR	1792795	50	50.8
9	CCV 2,5/ 9-GF-5,08-LR P26THR	1792805	50	55.88
10	CCV 2,5/10-GF-5,08-LR P26THR	1792818	50	60.96
11	CCV 2,5/11-GF-5,08-LR P26THR	1792821	50	66.04
12	CCV 2,5/12-GF-5,08-LR P26THR	1792834	50	71.12
13	CCV 2,5/13-GF-5,08-LR P26THR	1827760	50	76.15
14	CCV 2,5/14-GF-5,08-LR P26THR	1827773	50	81.23
15	CCV 2,5/15-GF-5,08-LR P26THR	1827786	50	86.31
16	CCV 2,5/16-GF-5,08-LR P26THR	1827799	50	91.39
17	CCV 2,5/17-GF-5,08-LR P26THR	1827809	50	96.47
18	CCV 2,5/18-GF-5,08-LR P26THR	1827812	50	101.55
19	CCV 2,5/19-GF-5,08-LR P26THR	1827825	50	106.63
20	CCV 2,5/20-GF-5,08-LR P26THR	1827838	50	111.71
21	CCV 2,5/21-GF-5,08-LR P26THR	1827841	50	116.79
22	CCV 2,5/22-GF-5,08-LR P26THR	1827854	50	121.87
23	CCV 2,5/23-GF-5,08-LR P26THR	1827867	50	126.95
24	CCV 2,5/24-GF-5,08-LR P26THR	1827870	50	132.03

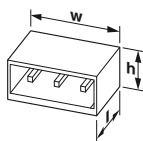


Technical data

Connection system / type of contact	CLASSIC COMBICON / Male connector		
Locking	Lock & release threaded flange		
Electrical parameters			
Rated current	[A]	12	
Surge voltage category/degree of pollution		III/3	III / 2 II / 2
Rated insulation voltage	[V]	250	320 400
Rated surge voltage	[kV]	4	4 4
Approval data (UL/CUL)			
Use Group		B	C D
Nominal voltage/current	[V] / [A]	300 / 16	- 300 / 10
AWG		-	- -
General data			
Type of insulation material / insulation material group	LCP / IIIa		
Inflammability class in acc. with UL 94	V0		

PCB headers, Pitch: 5 mm

CCDN 2,5/...-G1-THR, Linear pinning



Dimensions	[mm]
Solder pin length	2.6
Length l	17.6
Height h	20.1



Ordering data

No. of pos.	Type	Order No.	Pcs./ Pkt.	Width w [mm]
2	CCDN 2,5/ 2-G1 P26 THR	1734280	50	12.8
3	CCDN 2,5/ 3-G1 P26 THR	1734287	50	17.8
4	CCDN 2,5/ 4-G1 P26 THR	1734290	50	22.8
5	CCDN 2,5/ 5-G1 P26 THR	1734300	50	27.8
6	CCDN 2,5/ 6-G1 P26 THR	1734313	50	32.8
7	CCDN 2,5/ 7-G1 P26 THR	1734326	50	37.8
8	CCDN 2,5/ 8-G1 P26 THR	1734339	50	42.8
9	CCDN 2,5/ 9-G1 P26 THR	1734342	50	47.8
10	CCDN 2,5/10-G1 P26 THR	1734355	50	52.8
11	CCDN 2,5/11-G1 P26 THR	1734368	50	57.8
12	CCDN 2,5/12-G1 P26 THR	1734371	50	62.8
13	CCDN 2,5/13-G1 P26 THR	1734384	50	67.8
14	CCDN 2,5/14-G1 P26 THR	1734397	50	72.8
15	CCDN 2,5/15-G1 P26 THR	1734407	50	77.8
16	CCDN 2,5/16-G1 P26 THR	1734410	50	82.8
17	CCDN 2,5/17-G1 P26 THR	1734423	50	87.8
18	CCDN 2,5/18-G1 P26 THR	1734436	50	92.8

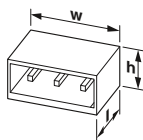


Technical data

Connection system / type of contact	CLASSIC COMBICON / Male connector		
Locking	without		
Electrical parameters			
Rated current	[A]	12	
Surge voltage category/degree of pollution		III/3	III / 2
Rated insulation voltage	[V]	250	320
Rated surge voltage	[kV]	4	4
Approval data (UL/CUL)			
Use Group		B	C
Nominal voltage/current	[V] / [A]	300 / 10	300 / 10
AWG			
		-	-
General data			
Type of insulation material / insulation material group	LCP / IIIa		
Inflammability class in acc. with UL 94	V0		

PCB headers, Pitch: 5.08 mm

CCDN 2,5/...-G1-THR, Linear pinning



Dimensions	[mm]
Solder pin length	2.6
Length l	17.6
Height h	20.1



Ordering data

No. of pos.	Type	Order No.	Pcs./ Pkt.	Width w [mm]
2	CCDN 2,5/ 2-G1-5,08 P26 THR	1753132	50	12.88
3	CCDN 2,5/ 3-G1-5,08 P26 THR	1753145	50	17.96
4	CCDN 2,5/ 4-G1-5,08 P26 THR	1753158	50	23.04
5	CCDN 2,5/ 5-G1-5,08 P26 THR	1753161	50	28.12
6	CCDN 2,5/ 6-G1-5,08 P26 THR	1753174	50	33.2
7	CCDN 2,5/ 7-G1-5,08 P26 THR	1753187	50	38.28
8	CCDN 2,5/ 8-G1-5,08 P26 THR	1753190	50	43.36
9	CCDN 2,5/ 9-G1-5,08 P26 THR	1753200	50	48.44
10	CCDN 2,5/10-G1-5,08 P26 THR	1753213	50	53.52
11	CCDN 2,5/11-G1-5,08 P26 THR	1753226	50	58.6
12	CCDN 2,5/12-G1-5,08 P26 THR	1753239	50	63.68
13	CCDN 2,5/13-G1-5,08 P26 THR	1753242	50	68.76
14	CCDN 2,5/14-G1-5,08 P26 THR	1753255	50	73.84
15	CCDN 2,5/15-G1-5,08 P26 THR	1753268	50	78.92
16	CCDN 2,5/16-G1-5,08 P26 THR	1753271	50	84
17	CCDN 2,5/17-G1-5,08 P26 THR	1753284	50	89.08
18	CCDN 2,5/18-G1-5,08 P26 THR	1753297	50	94.16



Technical data

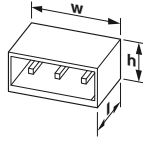
Connection system / type of contact	CLASSIC COMBICON / Male connector		
Locking	without		
Electrical parameters			
Rated current	[A]	12	
Surge voltage category/degree of pollution		III/3	III / 2
Rated insulation voltage	[V]	320	320
Rated surge voltage	[kV]	4	4
Approval data (UL/CUL)			
Use Group		B	C
Nominal voltage/current	[V] / [A]	300 / 10	300 / 10
AWG			
		-	-
General data			
Type of insulation material / insulation material group	LCP / IIIa		
Inflammability class in acc. with UL 94	V0		

PCB connectors

Conductor cross section up to 2.5 mm² (AWG 14)

PCB headers, Pitch: 5 mm

CCDN 2,5/...-G1F-THR, Linear pinning



Dimensions	[mm]
Solder pin length	2.6
Length l	17.6
Height h	20.1



Ordering data

No. of pos.	Type	Order No.	Pcs./ Pkt.	Width w [mm]
2	CCDN 2,5/ 2-G1F P26 THR	1734449	50	19.96
3	CCDN 2,5/ 3-G1F P26 THR	1734452	50	24.96
4	CCDN 2,5/ 4-G1F P26 THR	1734465	50	29.96
5	CCDN 2,5/ 5-G1F P26 THR	1734478	50	34.96
6	CCDN 2,5/ 6-G1F P26 THR	1734481	50	39.96
7	CCDN 2,5/ 7-G1F P26 THR	1734494	50	44.96
8	CCDN 2,5/ 8-G1F P26 THR	1734504	50	49.96
9	CCDN 2,5/ 9-G1F P26 THR	1734517	50	54.96
10	CCDN 2,5/10-G1F P26 THR	1734520	50	59.96
11	CCDN 2,5/11-G1F P26 THR	1734533	50	64.96
12	CCDN 2,5/12-G1F P26 THR	1734546	50	69.96
13	CCDN 2,5/13-G1F P26 THR	1734559	50	74.96
14	CCDN 2,5/14-G1F P26 THR	1734562	50	79.96
15	CCDN 2,5/15-G1F P26 THR	1734575	50	84.96
16	CCDN 2,5/16-G1F P26 THR	1734588	50	89.96
17	CCDN 2,5/17-G1F P26 THR	1734591	50	94.96
18	CCDN 2,5/18-G1F P26 THR	1734601	50	99.96

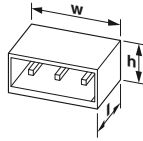


Technical data

Connection system / type of contact		CLASSIC COMBICON / Male connector		
Locking		Threaded flange		
Electrical parameters				
Rated current	[A]	12		
Surge voltage category/degree of pollution		III/3	III / 2	II / 2
Rated insulation voltage	[V]	250	320	400
Rated surge voltage	[kV]	4	4	4
Approval data (UL/CUL)				
Use Group		B	C	D
Nominal voltage/current	[V] / [A]	300 / 10	-	300 / 10
AWG		-	-	-
General data				
Type of insulation material / insulation material group		LCP / IIIa		
Inflammability class in acc. with UL 94		V0		

PCB headers, Pitch: 5.08 mm

CCDN 2,5/...-G1F-THR, Linear pinning



Dimensions	[mm]
Solder pin length	2.6
Length l	17.6
Height h	20.1



Ordering data

No. of pos.	Type	Order No.	Pcs./ Pkt.	Width w [mm]
2	CCDN 2,5/ 2-G1F-5,08 P26 THR	1753307	50	20.74
3	CCDN 2,5/ 3-G1F-5,08 P26 THR	1753310	50	25.82
4	CCDN 2,5/ 4-G1F-5,08 P26 THR	1753323	50	30.9
5	CCDN 2,5/ 5-G1F-5,08 P26 THR	1753336	50	35.98
6	CCDN 2,5/ 6-G1F-5,08 P26 THR	1753349	50	41.06
7	CCDN 2,5/ 7-G1F-5,08 P26 THR	1753352	50	46.14
8	CCDN 2,5/ 8-G1F-5,08 P26 THR	1753365	50	51.22
9	CCDN 2,5/ 9-G1F-5,08 P26 THR	1753378	50	56.3
10	CCDN 2,5/10-G1F-5,08 P26 THR	1753381	50	61.38
11	CCDN 2,5/11-G1F-5,08 P26 THR	1753394	50	66.46
12	CCDN 2,5/12-G1F-5,08 P26 THR	1753404	50	71.54
13	CCDN 2,5/13-G1F-5,08 P26 THR	1753417	50	76.62
14	CCDN 2,5/14-G1F-5,08 P26 THR	1753420	50	81.7
15	CCDN 2,5/15-G1F-5,08 P26 THR	1753433	50	86.78
16	CCDN 2,5/16-G1F-5,08 P26 THR	1753446	50	91.86
17	CCDN 2,5/17-G1F-5,08 P26 THR	1753459	50	96.94
18	CCDN 2,5/18-G1F-5,08 P26 THR	1753462	50	102.02

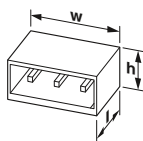


Technical data

Connection system / type of contact		CLASSIC COMBICON / Male connector		
Locking		Threaded flange		
Electrical parameters				
Rated current	[A]	12		
Surge voltage category/degree of pollution		III/3	III / 2	II / 2
Rated insulation voltage	[V]	250	320	400
Rated surge voltage	[kV]	4	4	4
Approval data (UL/CUL)				
Use Group		B	C	D
Nominal voltage/current	[V] / [A]	300 / 10	-	300 / 10
AWG		-	-	-
General data				
Type of insulation material / insulation material group		LCP / IIIa		
Inflammability class in acc. with UL 94		V0		

PCB headers, Pitch: 5.08 mm

MSTBO 2,5/..-GR, Linear pinning



Dimensions	[mm]
Solder pin length	3.2
Length l	33.87
Height h	17.24



Ordering data

No. of pos.	Type	Order No.	Pcs./ Pkt.	Width w [mm]
3	MSTBO 2,5/ 3-GR-5,08	1847110	50	35.68
4	MSTBO 2,5/ 4-GR-5,08	1847123	50	35.68
5	MSTBO 2,5/ 5-GR-5,08	1847136	50	35.68
6	MSTBO 2,5/ 6-GR-5,08	1847149	50	35.68
7	MSTBO 2,5/ 7-GR-5,08	1847152	50	35.68
8	MSTBO 2,5/ 8-GR-5,08	1847165	50	35.68

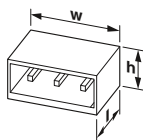


Technical data

Connection system / type of contact	CLASSIC COMBICON / Male connector		
Locking	without		
Electrical parameters			
Rated current	[A]	8	
Surge voltage category/degree of pollution		III / 3	III / 2
Rated insulation voltage	[V]	250	320
Rated surge voltage	[kV]	4	4
Approval data (UL/CUL)			
Use Group		B	C
Nominal voltage/current	[V] / [A]	250 / 8	300 / 8
AWG		-	-
Approval data (CSA)			
Use Group		B	C
Nominal voltage/current	[V] / [A]	300 / 6.5	300 / 6.5
AWG		-	-
General data			
Type of insulation material / insulation material group		PA / I	
Inflammability class in acc. with UL 94		V0	

PCB headers, Pitch: 5.08 mm

MSTBO 2,5/..-GL, Linear pinning



Dimensions	[mm]
Solder pin length	3.2
Length l	33.9
Height h	9



Ordering data

No. of pos.	Type	Order No.	Pcs./ Pkt.	Width w [mm]
3	MSTBO 2,5/ 3-GL-5,08	1850440	50	15.24
4	MSTBO 2,5/ 4-GL-5,08	1850453	50	20.32
5	MSTBO 2,5/ 5-GL-5,08	1850466	50	25.4
6	MSTBO 2,5/ 6-GL-5,08	1850479	50	30.48
7	MSTBO 2,5/ 7-GL-5,08	1850482	50	35.56
8	MSTBO 2,5/ 8-GL-5,08	1850495	50	40.64



Technical data

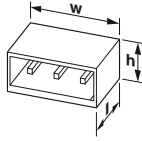
Connection system / type of contact	CLASSIC COMBICON / Male connector		
Locking	without		
Electrical parameters			
Rated current	[A]	8	
Surge voltage category/degree of pollution		III / 3	III / 2
Rated insulation voltage	[V]	250	320
Rated surge voltage	[kV]	4	4
Approval data (UL/CUL)			
Use Group		B	C
Nominal voltage/current	[V] / [A]	250 / 8	300 / 8
AWG		-	-
Approval data (CSA)			
Use Group		B	C
Nominal voltage/current	[V] / [A]	300 / 6.5	300 / 6.5
AWG		-	-
General data			
Type of insulation material / insulation material group		PA / I	
Inflammability class in acc. with UL 94		V0	

PCB connectors

Conductor cross section up to 2.5 mm² (AWG 14)

PCB headers, Pitch: 5 mm

MSTB 2,5/...-G, Linear pinning



Dimensions	[mm]
Solder pin length	3.5
Length l	12
Height h	8.6



Ordering data

No. of pos.	Type	Order No.	Pcs./ Pkt.	Width w [mm]
2	MSTB 2,5/ 2-G	1754436	250	10
3	MSTB 2,5/ 3-G	1754452	250	15
4	MSTB 2,5/ 4-G	1754478	250	20
5	MSTB 2,5/ 5-G	1754494	250	25
6	MSTB 2,5/ 6-G	1754517	100	30
7	MSTB 2,5/ 7-G	1754533	100	35
8	MSTB 2,5/ 8-G	1754559	100	40
9	MSTB 2,5/ 9-G	1754575	100	45
10	MSTB 2,5/10-G	1754591	100	50
11	MSTB 2,5/11-G	1754614	50	55
12	MSTB 2,5/12-G	1754630	50	60
13	MSTB 2,5/13-G	1754656	50	65
14	MSTB 2,5/14-G	1754672	50	70
15	MSTB 2,5/15-G	1754698	50	75
16	MSTB 2,5/16-G	1754711	50	80
17	MSTB 2,5/17-G	1754737	50	85
18	MSTB 2,5/18-G	1754753	50	90
19	MSTB 2,5/19-G	1754779	50	95
20	MSTB 2,5/20-G	1754795	50	100
21	MSTB 2,5/21-G	1754818	50	105
22	MSTB 2,5/22-G	1754834	50	110
23	MSTB 2,5/23-G	1754850	50	115
24	MSTB 2,5/24-G	1754876	50	120

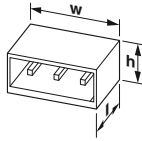


Technical data

Connection system / type of contact	CLASSIC COMBICON / Male connector		
Locking	without		
Electrical parameters			
Rated current	[A]	12	
Surge voltage category/degree of pollution		III/3	III / 2 II / 2
Rated insulation voltage	[V]	250	320 400
Rated surge voltage	[kV]	4	4 4
Approval data (UL/CUL)			
Use Group		B	C D
Nominal voltage/current	[V] / [A]	300 / 15	- 150 / 15
AWG		-	- -
Approval data (CSA)			
Use Group		B	C D
Nominal voltage/current	[V] / [A]	300 / 10	- 300 / 10
AWG		-	- -
General data			
Type of insulation material / insulation material group		PA / I	
Inflammability class in acc. with UL 94		V0	

PCB headers, Pitch: 5.08 mm

MSTB 2,5/...-G, Linear pinning



Dimensions	[mm]
Solder pin length	3.5
Length l	12
Height h	8.6



Ordering data

No. of pos.	Type	Order No.	Pcs./ Pkt.	Width w [mm]
2	MSTB 2,5/ 2-G-5,08	1759017	250	10.16
3	MSTB 2,5/ 3-G-5,08	1759020	250	15.24
4	MSTB 2,5/ 4-G-5,08	1759033	250	20.32
5	MSTB 2,5/ 5-G-5,08	1759046	250	25.4
6	MSTB 2,5/ 6-G-5,08	1759059	100	30.48
7	MSTB 2,5/ 7-G-5,08	1759062	100	35.56
8	MSTB 2,5/ 8-G-5,08	1759075	100	40.64
9	MSTB 2,5/ 9-G-5,08	1759088	100	45.72
10	MSTB 2,5/10-G-5,08	1759091	100	50.8
11	MSTB 2,5/11-G-5,08	1759101	50	55.88
12	MSTB 2,5/12-G-5,08	1759114	50	60.96
13	MSTB 2,5/13-G-5,08	1759127	50	66.04
14	MSTB 2,5/14-G-5,08	1759130	50	71.12
15	MSTB 2,5/15-G-5,08	1759143	50	76.2
16	MSTB 2,5/16-G-5,08	1759156	50	81.28
17	MSTB 2,5/17-G-5,08	1759169	50	86.36
18	MSTB 2,5/18-G-5,08	1759172	50	91.44
19	MSTB 2,5/19-G-5,08	1759185	50	96.52
20	MSTB 2,5/20-G-5,08	1759198	50	101.6
21	MSTB 2,5/21-G-5,08	1759208	50	106.68
22	MSTB 2,5/22-G-5,08	1759211	50	111.76
23	MSTB 2,5/23-G-5,08	1759224	50	116.84
24	MSTB 2,5/24-G-5,08	1759237	50	121.92

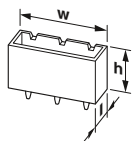



Technical data

Connection system / type of contact	CLASSIC COMBICON / Male connector		
Locking	without		
Electrical parameters			
Rated current	[A]	12	
Surge voltage category/degree of pollution		III/3	III / 2 II / 2
Rated insulation voltage	[V]	250	320 400
Rated surge voltage	[kV]	4	4 4
Approval data (UL/CUL)			
Use Group		B	C D
Nominal voltage/current	[V] / [A]	300 / 15	- 150 / 15
AWG		-	- -
Approval data (CSA)			
Use Group		B	C D
Nominal voltage/current	[V] / [A]	300 / 10	- 300 / 10
AWG		-	- -
General data			
Type of insulation material / insulation material group		PA / I	
Inflammability class in acc. with UL 94		V0	

PCB headers, Pitch: 5 mm

MSTBV 2,5/..-G, Linear pinning



Dimensions	[mm]
Solder pin length	3.9
Length l	8.6
Height h	12



Ordering data

No. of pos.	Type	Order No.	Pcs./ Pkt.	Width w [mm]
2	MSTBV 2,5/ 2-G	1753437	250	10
3	MSTBV 2,5/ 3-G	1753453	250	15
4	MSTBV 2,5/ 4-G	1753479	250	20
5	MSTBV 2,5/ 5-G	1753495	250	25
6	MSTBV 2,5/ 6-G	1753518	100	30
7	MSTBV 2,5/ 7-G	1753534	100	35
8	MSTBV 2,5/ 8-G	1753550	100	40
9	MSTBV 2,5/ 9-G	1753576	100	45
10	MSTBV 2,5/10-G	1753592	100	50
11	MSTBV 2,5/11-G	1753615	50	55
12	MSTBV 2,5/12-G	1753631	50	60
13	MSTBV 2,5/13-G	1753657	50	65
14	MSTBV 2,5/14-G	1753673	50	70
15	MSTBV 2,5/15-G	1753699	50	75
16	MSTBV 2,5/16-G	1753712	50	80
17	MSTBV 2,5/17-G	1753738	50	85
18	MSTBV 2,5/18-G	1753754	50	90
19	MSTBV 2,5/19-G	1753770	50	95
20	MSTBV 2,5/20-G	1753796	50	100
21	MSTBV 2,5/21-G	1753819	50	105
22	MSTBV 2,5/22-G	1753835	50	110
23	MSTBV 2,5/23-G	1753851	50	115
24	MSTBV 2,5/24-G	1753877	50	120

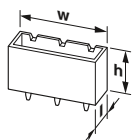



Technical data

Connection system / type of contact	CLASSIC COMBICON / Male connector		
Locking	without		
Electrical parameters			
Rated current	[A]	12	
Surge voltage category/degree of pollution		III/3	III / 2 II / 2
Rated insulation voltage	[V]	250	320 400
Rated surge voltage	[kV]	4	4 4
Approval data (UL/CUL)			
Use Group		B	C D
Nominal voltage/current	[V] / [A]	300 / 12	- 300 / 10
AWG		-	-
Approval data (CSA)			
Use Group		B	C D
Nominal voltage/current	[V] / [A]	300 / 12	- 300 / 10
AWG		-	-
General data			
Type of insulation material / insulation material group		PA / I	
Inflammability class in acc. with UL 94		V0	

PCB headers, Pitch: 5.08 mm

MSTBV 2,5/..-G, Linear pinning



Dimensions	[mm]
Solder pin length	3.9
Length l	8.6
Height h	12



Ordering data

No. of pos.	Type	Order No.	Pcs./ Pkt.	Width w [mm]
2	MSTBV 2,5/ 2-G-5,08	1758018	250	10.16
3	MSTBV 2,5/ 3-G-5,08	1758021	250	15.24
4	MSTBV 2,5/ 4-G-5,08	1758034	250	20.32
5	MSTBV 2,5/ 5-G-5,08	1758047	250	25.4
6	MSTBV 2,5/ 6-G-5,08	1758050	100	30.48
7	MSTBV 2,5/ 7-G-5,08	1758063	100	35.56
8	MSTBV 2,5/ 8-G-5,08	1758076	100	40.64
9	MSTBV 2,5/ 9-G-5,08	1758089	100	45.72
10	MSTBV 2,5/10-G-5,08	1758092	100	50.8
11	MSTBV 2,5/11-G-5,08	1758102	50	55.88
12	MSTBV 2,5/12-G-5,08	1758115	50	60.96
13	MSTBV 2,5/13-G-5,08	1758128	50	66.04
14	MSTBV 2,5/14-G-5,08	1758131	50	71.12
15	MSTBV 2,5/15-G-5,08	1758144	50	76.2
16	MSTBV 2,5/16-G-5,08	1758157	50	81.28
17	MSTBV 2,5/17-G-5,08	1758160	50	86.36
18	MSTBV 2,5/18-G-5,08	1758173	50	91.44
19	MSTBV 2,5/19-G-5,08	1758186	50	96.52
20	MSTBV 2,5/20-G-5,08	1758199	50	101.6
21	MSTBV 2,5/21-G-5,08	1758209	50	106.68
22	MSTBV 2,5/22-G-5,08	1758212	50	111.76
23	MSTBV 2,5/23-G-5,08	1758225	50	116.84
24	MSTBV 2,5/24-G-5,08	1758238	50	121.92



Technical data

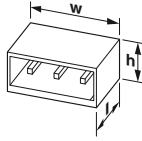
Connection system / type of contact	CLASSIC COMBICON / Male connector		
Locking	without		
Electrical parameters			
Rated current	[A]	12	
Surge voltage category/degree of pollution		III/3	III / 2 II / 2
Rated insulation voltage	[V]	250	320 400
Rated surge voltage	[kV]	4	4 4
Approval data (UL/CUL)			
Use Group		B	C D
Nominal voltage/current	[V] / [A]	300 / 12	- 300 / 10
AWG		-	-
Approval data (CSA)			
Use Group		B	C D
Nominal voltage/current	[V] / [A]	300 / 12	- 300 / 10
AWG		-	-
General data			
Type of insulation material / insulation material group		PA / I	
Inflammability class in acc. with UL 94		V0	

PCB connectors

Conductor cross section up to 2.5 mm² (AWG 14)

PCB headers, Pitch: 5 mm

MSTBA 2,5/..-G, Linear pinning



Dimensions	[mm]
Solder pin length	3.5
Length l	12
Height h	8.6



Ordering data

No. of pos.	Type	Order No.	Pcs./ Pkt.	Width w [mm]
2	MSTBA 2,5/ 2-G	1757475	250	12.16
3	MSTBA 2,5/ 3-G	1757488	250	17
4	MSTBA 2,5/ 4-G	1757491	250	22
5	MSTBA 2,5/ 5-G	1757501	250	27
6	MSTBA 2,5/ 6-G	1757514	100	32
7	MSTBA 2,5/ 7-G	1755493	100	37
8	MSTBA 2,5/ 8-G	1757527	100	42
9	MSTBA 2,5/ 9-G	1757530	100	47
10	MSTBA 2,5/10-G	1757543	100	52
11	MSTBA 2,5/11-G	1757556	50	57
12	MSTBA 2,5/12-G	1757569	50	62
13	MSTBA 2,5/13-G	1757572	50	67
14	MSTBA 2,5/14-G	1757585	50	72
15	MSTBA 2,5/15-G	1757598	50	77
16	MSTBA 2,5/16-G	1757608	50	82
17	MSTBA 2,5/17-G	1757611	50	87
18	MSTBA 2,5/18-G	1757624	50	92
19	MSTBA 2,5/19-G	1757637	50	97
20	MSTBA 2,5/20-G	1757640	50	102
21	MSTBA 2,5/21-G	1757653	50	107
22	MSTBA 2,5/22-G	1757666	50	112
23	MSTBA 2,5/23-G	1757679	50	117
24	MSTBA 2,5/24-G	1757682	50	122

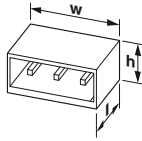


Technical data

Connection system / type of contact	CLASSIC COMBICON / Male connector		
Locking	without		
Electrical parameters			
Rated current	[A]	12	
Surge voltage category/degree of pollution		III/3	III / 2 II / 2
Rated insulation voltage	[V]	250	320 400
Rated surge voltage	[kV]	4	4 4
Approval data (UL/CUL)			
Use Group		B	C D
Nominal voltage/current	[V] / [A]	300 / 15	- 300 / 10
AWG		-	-
Approval data (CSA)			
Use Group		B	C D
Nominal voltage/current	[V] / [A]	300 / 10	- 300 / 10
AWG		-	-
General data			
Type of insulation material / insulation material group		PA / I	
Inflammability class in acc. with UL 94		V0	

PCB headers, Pitch: 5.08 mm

MSTBA 2,5/..-G, Linear pinning



Dimensions	[mm]
Solder pin length	3.5
Length l	12
Height h	8.6



Ordering data

No. of pos.	Type	Order No.	Pcs./ Pkt.	Width w [mm]
2	MSTBA 2,5/ 2-G-5,08	1757242	250	12.16
3	MSTBA 2,5/ 3-G-5,08	1757255	250	17.16
4	MSTBA 2,5/ 4-G-5,08	1757268	250	22.24
5	MSTBA 2,5/ 5-G-5,08	1757271	250	27.32
6	MSTBA 2,5/ 6-G-5,08	1757284	100	32.4
7	MSTBA 2,5/ 7-G-5,08	1757297	100	37.48
8	MSTBA 2,5/ 8-G-5,08	1757307	100	42.56
9	MSTBA 2,5/ 9-G-5,08	1757310	100	47.64
10	MSTBA 2,5/10-G-5,08	1757323	100	52.72
11	MSTBA 2,5/11-G-5,08	1757336	50	57.8
12	MSTBA 2,5/12-G-5,08	1757349	50	62.88
13	MSTBA 2,5/13-G-5,08	1757352	50	67.96
14	MSTBA 2,5/14-G-5,08	1757365	50	73.04
15	MSTBA 2,5/15-G-5,08	1757378	50	78.12
16	MSTBA 2,5/16-G-5,08	1757381	50	83.2
17	MSTBA 2,5/17-G-5,08	1757394	50	88.28
18	MSTBA 2,5/18-G-5,08	1757404	50	93.36
19	MSTBA 2,5/19-G-5,08	1757417	50	98.44
20	MSTBA 2,5/20-G-5,08	1757420	50	103.52
21	MSTBA 2,5/21-G-5,08	1757433	50	108.6
22	MSTBA 2,5/22-G-5,08	1757446	50	113.68
23	MSTBA 2,5/23-G-5,08	1757459	50	118.76
24	MSTBA 2,5/24-G-5,08	1757462	50	123.84

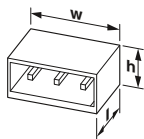


Technical data

Connection system / type of contact	CLASSIC COMBICON / Male connector		
Locking	without		
Electrical parameters			
Rated current	[A]	12	
Surge voltage category/degree of pollution		III/3	III / 2 II / 2
Rated insulation voltage	[V]	250	320 400
Rated surge voltage	[kV]	4	4 4
Approval data (UL/CUL)			
Use Group		B	C D
Nominal voltage/current	[V] / [A]	300 / 15	- 300 / 10
AWG		-	-
Approval data (CSA)			
Use Group		B	C D
Nominal voltage/current	[V] / [A]	300 / 10	- 300 / 10
AWG		-	-
General data			
Type of insulation material / insulation material group		PA / I	
Inflammability class in acc. with UL 94		V0	

PCB headers, Pitch: 5 mm

MSTB 2,5/..-GF, Linear pinning



Dimensions	[mm]
Solder pin length	3.5
Length l	12
Height h	8.6



Ordering data

No. of pos.	Type	Order No.	Pcs./ Pkt.	Width w [mm]
2	MSTB 2,5/ 2-GF	1776692	250	20
3	MSTB 2,5/ 3-GF	1776702	250	25
4	MSTB 2,5/ 4-GF	1776715	250	30
5	MSTB 2,5/ 5-GF	1776728	250	35
6	MSTB 2,5/ 6-GF	1776731	100	40
7	MSTB 2,5/ 7-GF	1776744	100	45
8	MSTB 2,5/ 8-GF	1776757	100	50
9	MSTB 2,5/ 9-GF	1776760	100	55
10	MSTB 2,5/10-GF	1776773	100	60
11	MSTB 2,5/11-GF	1776786	50	65
12	MSTB 2,5/12-GF	1776799	50	70
13	MSTB 2,5/13-GF	1776809	50	75
14	MSTB 2,5/14-GF	1776812	50	80
15	MSTB 2,5/15-GF	1776825	50	85
16	MSTB 2,5/16-GF	1776838	50	90
17	MSTB 2,5/17-GF	1776841	50	95
18	MSTB 2,5/18-GF	1776854	50	100
19	MSTB 2,5/19-GF	1776867	50	105
20	MSTB 2,5/20-GF	1776870	50	110

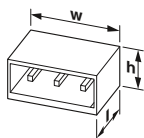


Technical data

Connection system / type of contact	CLASSIC COMBICON / Male connector		
Locking	Threaded flange		
Electrical parameters			
Rated current	[A]	12	
Surge voltage category/degree of pollution		III/3	III / 2 II / 2
Rated insulation voltage	[V]	250	320 400
Rated surge voltage	[kV]	4	4 4
Approval data (UL/CUL)			
Use Group		B	C D
Nominal voltage/current	[V] / [A]	300 / 15	- 150 / 15
AWG		-	- -
Approval data (CSA)			
Use Group		B	C D
Nominal voltage/current	[V] / [A]	300 / 10	- 300 / 10
AWG		-	- -
General data			
Type of insulation material / insulation material group		PBT / IIIa	
Inflammability class in acc. with UL 94		V0	

PCB headers, Pitch: 5.08 mm

MSTB 2,5/..-GF-EX, Linear pinning



Dimensions	[mm]
Solder pin length	3.5
Length l	12
Height h	8.6



Ordering data

No. of pos.	Type	Order No.	Pcs./ Pkt.	Width w [mm]
2	MSTB 2,5/ 2-GF-5,08 EX	1795666	50	20.32
3	MSTB 2,5/ 3-GF-5,08 EX	1795679	50	25.4
4	MSTB 2,5/ 4-GF-5,08 EX	1795682	50	30.48
5	MSTB 2,5/ 5-GF-5,08 EX	1795695	50	35.56
6	MSTB 2,5/ 6-GF-5,08 EX	1795705	50	40.64
7	MSTB 2,5/ 7-GF-5,08 EX	1795718	50	45.72
8	MSTB 2,5/ 8-GF-5,08 EX	1795721	50	50.8
9	MSTB 2,5/ 9-GF-5,08 EX	1795734	50	55.88
10	MSTB 2,5/10-GF-5,08 EX	1795747	50	60.96
11	MSTB 2,5/11-GF-5,08 EX	1795750	50	66.04
12	MSTB 2,5/12-GF-5,08 EX	1795763	50	71.12



Technical data

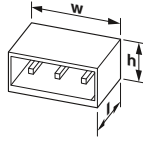
Connection system / type of contact	CLASSIC COMBICON (EX) / Male connector		
Locking	Threaded flange		
Ex marking	0344 Ex II 2GD Ex e IIC Gb		
Examination certificate	KEMA 10ATEX0196 U		
IECEx certificate	IECEx KEM 10.0093U		
Electrical parameters			
Rated current	[A]	12	
Rated voltage	[V]	176	
General data			
Type of insulation material / insulation material group		PA / I	
Inflammability class in acc. with UL 94		V0	

PCB connectors

Conductor cross section up to 2.5 mm² (AWG 14)

PCB headers, Pitch: 5.08 mm

MSTB 2,5/...-GF, Linear pinning



Dimensions	[mm]
Solder pin length	3.5
Length l	12
Height h	8.6



Ordering data

No. of pos.	Type	Order No.	Pcs./ Pkt.	Width w [mm]
2	MSTB 2,5/ 2-GF-5,08	1776508	250	20.32
3	MSTB 2,5/ 3-GF-5,08	1776511	250	25.4
4	MSTB 2,5/ 4-GF-5,08	1776524	250	30.48
5	MSTB 2,5/ 5-GF-5,08	1776537	250	35.56
6	MSTB 2,5/ 6-GF-5,08	1776540	100	40.64
7	MSTB 2,5/ 7-GF-5,08	1776553	100	45.72
8	MSTB 2,5/ 8-GF-5,08	1776566	100	50.8
9	MSTB 2,5/ 9-GF-5,08	1776579	100	55.88
10	MSTB 2,5/10-GF-5,08	1776582	100	60.96
11	MSTB 2,5/11-GF-5,08	1776595	50	66.04
12	MSTB 2,5/12-GF-5,08	1776605	50	71.12
13	MSTB 2,5/13-GF-5,08	1776618	50	76.2
14	MSTB 2,5/14-GF-5,08	1776621	50	81.28
15	MSTB 2,5/15-GF-5,08	1776634	50	86.36
16	MSTB 2,5/16-GF-5,08	1776647	50	91.44
17	MSTB 2,5/17-GF-5,08	1776650	50	96.52
18	MSTB 2,5/18-GF-5,08	1776663	50	101.6
19	MSTB 2,5/19-GF-5,08	1776676	50	106.68
20	MSTB 2,5/20-GF-5,08	1776689	50	111.76
22	MSTB 2,5/22-GF-5,08	1898813	50	121.92
23	MSTB 2,5/23-GF-5,08	1712746	50	127
24	MSTB 2,5/24-GF-5,08	1712759	50	132.08

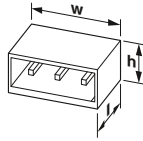


Technical data

Connection system / type of contact	CLASSIC COMBICON / Male connector		
Locking	Threaded flange		
Electrical parameters			
Rated current	[A]	12	
Surge voltage category/degree of pollution		III/3	III / 2
Rated insulation voltage	[V]	250	320
Rated surge voltage	[kV]	4	4
Approval data (UL/CUL)			
Use Group		B	C
Nominal voltage/current	[V] / [A]	300 / 15	150 / 15
AWG		-	-
Approval data (CSA)			
Use Group		B	C
Nominal voltage/current	[V] / [A]	300 / 10	300 / 10
AWG		-	-
General data			
Type of insulation material / insulation material group		PBT / IIIa	
Inflammability class in acc. with UL 94		V0	

PCB headers, Pitch: 5.08 mm

MSTBA 2,5/...-G-LR, Linear pinning



Dimensions	[mm]
Solder pin length	3.5
Length l	12
Height h	8.6



Ordering data

No. of pos.	Type	Order No.	Pcs./ Pkt.	Width w [mm]
2	MSTBA 2,5/ 2-G-5,08-LR	1809076	50	20.32
3	MSTBA 2,5/ 3-G-5,08-LR	1809089	50	25.4
4	MSTBA 2,5/ 4-G-5,08-LR	1809092	50	30.48
5	MSTBA 2,5/ 5-G-5,08-LR	1809102	50	35.56
6	MSTBA 2,5/ 6-G-5,08-LR	1809115	50	40.64
7	MSTBA 2,5/ 7-G-5,08-LR	1809128	50	45.72
8	MSTBA 2,5/ 8-G-5,08-LR	1809131	50	50.8
9	MSTBA 2,5/ 9-G-5,08-LR	1809144	50	55.88
10	MSTBA 2,5/10-G-5,08-LR	1809157	50	60.96
11	MSTBA 2,5/11-G-5,08-LR	1809160	50	66.04
12	MSTBA 2,5/12-G-5,08-LR	1809173	50	71.12
13	MSTBA 2,5/13-G-5,08-LR	1809186	50	76.2
14	MSTBA 2,5/14-G-5,08-LR	1809199	50	81.28
15	MSTBA 2,5/15-G-5,08-LR	1809209	50	86.36
16	MSTBA 2,5/16-G-5,08-LR	1809212	50	91.44
17	MSTBA 2,5/17-G-5,08-LR	1809225	50	96.52
18	MSTBA 2,5/18-G-5,08-LR	1809238	50	101.6
19	MSTBA 2,5/19-G-5,08-LR	1809241	50	106.68
20	MSTBA 2,5/20-G-5,08-LR	1809254	50	111.76

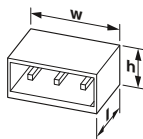


Technical data

Connection system / type of contact	CLASSIC COMBICON / Male connector		
Locking	Lock & release threaded flange		
Electrical parameters			
Rated current	[A]	12	
Surge voltage category/degree of pollution		III/3	III / 2
Rated insulation voltage	[V]	250	320
Rated surge voltage	[kV]	4	4
Approval data (UL/CUL)			
Use Group		B	C
Nominal voltage/current	[V] / [A]	300 / 15	300 / 10
AWG		-	-
General data			
Type of insulation material / insulation material group		PBT / IIIa	
Inflammability class in acc. with UL 94		V0	

PCB headers, Pitch: 5 mm

MSTBA 2,5/..-G-RN, Linear pinning



Dimensions	[mm]
Solder pin length	3.5
Length l	12
Height h	8.6



Ordering data

No. of pos.	Type	Order No.	Pcs./ Pkt.	Width w [mm]
2	MSTBA 2,5/ 2-G-RN	1944783	50	15.82
3	MSTBA 2,5/ 3-G-RN	1944796	50	20.82
4	MSTBA 2,5/ 4-G-RN	1944806	50	25.82
5	MSTBA 2,5/ 5-G-RN	1944819	50	30.82
6	MSTBA 2,5/ 6-G-RN	1944822	50	35.82
7	MSTBA 2,5/ 7-G-RN	1944835	50	40.82
8	MSTBA 2,5/ 8-G-RN	1944848	50	45.82
9	MSTBA 2,5/ 9-G-RN	1944851	50	50.82
10	MSTBA 2,5/10-G-RN	1944864	50	55.82
11	MSTBA 2,5/11-G-RN	1944877	50	60.82
12	MSTBA 2,5/12-G-RN	1944880	50	65.82
13	MSTBA 2,5/13-G-RN	1944893	50	70.82
14	MSTBA 2,5/14-G-RN	1944903	50	75.82
15	MSTBA 2,5/15-G-RN	1944916	50	80.82
16	MSTBA 2,5/16-G-RN	1944929	50	85.82
17	MSTBA 2,5/17-G-RN	1944932	50	90.82
18	MSTBA 2,5/18-G-RN	1944945	50	95.82
19	MSTBA 2,5/19-G-RN	1944958	50	100.82
20	MSTBA 2,5/20-G-RN	1944961	50	105.82

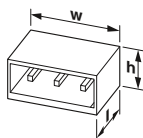


Technical data

Connection system / type of contact	CLASSIC COMBICON / Male connector		
Locking	Engagement nose		
Electrical parameters			
Rated current	[A]	12	
Surge voltage category/degree of pollution		III/3	III / 2 II / 2
Rated insulation voltage	[V]	250	320 400
Rated surge voltage	[kV]	4	4 4
Approval data (UL/CUL)			
Use Group		B	C D
Nominal voltage/current	[V] / [A]	300 / 15	- 300 / 10
AWG		-	-
General data			
Type of insulation material / insulation material group	PBT / IIIa		
Inflammability class in acc. with UL 94	V0		

PCB headers, Pitch: 5.08 mm

MSTBA 2,5/..-G-RN-EX, Linear pinning



Dimensions	[mm]
Solder pin length	3.5
Length l	12
Height h	8.6



Ordering data

No. of pos.	Type	Order No.	Pcs./ Pkt.	Width w [mm]
2	MSTBA 2,5/ 2-G-5,08-RN EX	1796432	50	15.98
3	MSTBA 2,5/ 3-G-5,08-RN EX	1796445	50	21.06
4	MSTBA 2,5/ 4-G-5,08-RN EX	1796458	50	26.14
5	MSTBA 2,5/ 5-G-5,08-RN EX	1796461	50	31.22
6	MSTBA 2,5/ 6-G-5,08-RN EX	1796474	50	36.3
7	MSTBA 2,5/ 7-G-5,08-RN EX	1796487	50	41.38
8	MSTBA 2,5/ 8-G-5,08-RN EX	1796490	50	46.46
9	MSTBA 2,5/ 9-G-5,08-RN EX	1796500	50	51.54
10	MSTBA 2,5/10-G-5,08-RN EX	1796513	50	56.62
11	MSTBA 2,5/11-G-5,08-RN EX	1796526	50	61.7
12	MSTBA 2,5/12-G-5,08-RN EX	1796539	50	66.78



Technical data

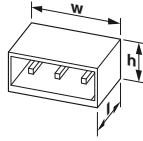
Connection system / type of contact	CLASSIC COMBICON (EX) / Male connector		
Locking	Engagement nose		
Ex marking	0344 Ex II 2GD Ex e IIC Gb		
Examination certificate	KEMA 10ATEX0196 U		
IECEx certificate	IECEx KEM 10.0093U		
Electrical parameters			
Rated current	[A]	12	
Rated voltage	[V]	176	
General data			
Type of insulation material / insulation material group	PA / I		
Inflammability class in acc. with UL 94	V0		

PCB connectors

Conductor cross section up to 2.5 mm² (AWG 14)

PCB headers, Pitch: 5.08 mm

MSTBA 2,5/..-G-RN, Linear pinning



Dimensions	[mm]
Solder pin length	3.5
Length l	12
Height h	8.6



Ordering data

No. of pos.	Type	Order No.	Pcs./ Pkt.	Width w [mm]
2	MSTBA 2,5/ 2-G-5,08-RN	1926015	50	15.98
3	MSTBA 2,5/ 3-G-5,08-RN	1926028	50	21.06
4	MSTBA 2,5/ 4-G-5,08-RN	1926031	50	26.14
5	MSTBA 2,5/ 5-G-5,08-RN	1926044	50	31.22
6	MSTBA 2,5/ 6-G-5,08-RN	1926057	50	36.3
7	MSTBA 2,5/ 7-G-5,08-RN	1926060	50	41.38
8	MSTBA 2,5/ 8-G-5,08-RN	1926073	50	46.46
9	MSTBA 2,5/ 9-G-5,08-RN	1926086	50	51.54
10	MSTBA 2,5/10-G-5,08-RN	1926099	50	56.62
11	MSTBA 2,5/11-G-5,08-RN	1926109	50	61.7
12	MSTBA 2,5/12-G-5,08-RN	1926112	50	66.78
13	MSTBA 2,5/13-G-5,08-RN	1926125	50	71.86
14	MSTBA 2,5/14-G-5,08-RN	1926138	50	76.94
15	MSTBA 2,5/15-G-5,08-RN	1926141	50	82.02
16	MSTBA 2,5/16-G-5,08-RN	1926154	50	87.1
18	MSTBA 2,5/18-G-5,08-RN	1926170	50	97.26

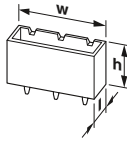


Technical data

Connection system / type of contact	CLASSIC COMBICON / Male connector		
Locking	Engagement nose		
Electrical parameters			
Rated current	[A]	12	
Surge voltage category/degree of pollution		III / 3	III / 2
Rated insulation voltage	[V]	250	320
Rated surge voltage	[kV]	4	4
Approval data (UL/CUL)			
Use Group		B	C
Nominal voltage/current	[V] / [A]	300 / 15	300 / 10
AWG		-	-
General data			
Type of insulation material / insulation material group	PBT / IIIa		
Inflammability class in acc. with UL 94	V0		

PCB headers, Pitch: 5 mm

MSTBVA 2,5/..-G, Linear pinning



Dimensions	[mm]
Solder pin length	3.9
Length l	8.6
Height h	12



Ordering data

No. of pos.	Type	Order No.	Pcs./ Pkt.	Width w [mm]
2	MSTBVA 2,5/ 2-G	1755516	250	12
3	MSTBVA 2,5/ 3-G	1755529	250	17
4	MSTBVA 2,5/ 4-G	1755532	250	22
5	MSTBVA 2,5/ 5-G	1755545	250	27
6	MSTBVA 2,5/ 6-G	1755558	100	32
7	MSTBVA 2,5/ 7-G	1755561	100	37
8	MSTBVA 2,5/ 8-G	1755574	100	42
9	MSTBVA 2,5/ 9-G	1755587	100	47
10	MSTBVA 2,5/10-G	1755503	100	52
11	MSTBVA 2,5/11-G	1755590	50	57
12	MSTBVA 2,5/12-G	1755600	50	62
13	MSTBVA 2,5/13-G	1755613	50	67
14	MSTBVA 2,5/14-G	1755626	50	72
15	MSTBVA 2,5/15-G	1755639	50	77
16	MSTBVA 2,5/16-G	1755642	50	82
17	MSTBVA 2,5/17-G	1755655	50	87
18	MSTBVA 2,5/18-G	1755668	50	92
19	MSTBVA 2,5/19-G	1755671	50	97
20	MSTBVA 2,5/20-G	1755684	50	102
21	MSTBVA 2,5/21-G	1755697	50	107
22	MSTBVA 2,5/22-G	1755707	50	112
23	MSTBVA 2,5/23-G	1755710	50	117
24	MSTBVA 2,5/24-G	1755723	50	122

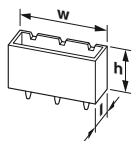


Technical data

Connection system / type of contact	CLASSIC COMBICON / Male connector		
Locking	without		
Electrical parameters			
Rated current	[A]	12	
Surge voltage category/degree of pollution		III / 3	III / 2
Rated insulation voltage	[V]	250	320
Rated surge voltage	[kV]	4	4
Approval data (UL/CUL)			
Use Group		B	C
Nominal voltage/current	[V] / [A]	300 / 12	300 / 10
AWG		-	-
Approval data (CSA)			
Use Group		B	C
Nominal voltage/current	[V] / [A]	300 / 12	300 / 10
AWG		-	-
General data			
Type of insulation material / insulation material group	PA / I		
Inflammability class in acc. with UL 94	V0		

PCB headers, Pitch: 5.08 mm

MSTBVA 2,5/...-G, Linear pinning



Dimensions	[mm]
Solder pin length	3.9
Length l	8.6
Height h	12



Ordering data

No. of pos.	Type	Order No.	Pcs./ Pkt.	Width w [mm]
2	MSTBVA 2,5/ 2-G-5,08	1755736	250	12.16
3	MSTBVA 2,5/ 3-G-5,08	1755749	250	17.24
4	MSTBVA 2,5/ 4-G-5,08	1755752	250	22.32
5	MSTBVA 2,5/ 5-G-5,08	1755765	250	27.4
6	MSTBVA 2,5/ 6-G-5,08	1755778	100	32.48
7	MSTBVA 2,5/ 7-G-5,08	1755781	100	37.56
8	MSTBVA 2,5/ 8-G-5,08	1755794	100	42.64
9	MSTBVA 2,5/ 9-G-5,08	1755804	100	47.72
10	MSTBVA 2,5/10-G-5,08	1755817	100	52.8
11	MSTBVA 2,5/11-G-5,08	1755820	50	57.88
12	MSTBVA 2,5/12-G-5,08	1755833	50	62.96
13	MSTBVA 2,5/13-G-5,08	1755846	50	68.04
14	MSTBVA 2,5/14-G-5,08	1755859	50	73.12
15	MSTBVA 2,5/15-G-5,08	1755862	50	78.2
16	MSTBVA 2,5/16-G-5,08	1755875	50	83.28
17	MSTBVA 2,5/17-G-5,08	1755888	50	88.36
18	MSTBVA 2,5/18-G-5,08	1755891	50	93.44
19	MSTBVA 2,5/19-G-5,08	1755901	50	98.52
20	MSTBVA 2,5/20-G-5,08	1755914	50	103.6
21	MSTBVA 2,5/21-G-5,08	1755927	50	108.68
22	MSTBVA 2,5/22-G-5,08	1755930	50	113.76
23	MSTBVA 2,5/23-G-5,08	1755943	50	118.84
24	MSTBVA 2,5/24-G-5,08	1755956	50	123.92

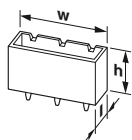


Technical data

Connection system / type of contact	CLASSIC COMBICON / Male connector		
Locking	without		
Electrical parameters			
Rated current	[A]	12	
Surge voltage category/degree of pollution		III/3	III / 2 II / 2
Rated insulation voltage	[V]	250	320 630
Rated surge voltage	[kV]	4	4 4
Approval data (UL/CUL)			
Use Group		B	C D
Nominal voltage/current	[V] / [A]	300 / 12	- 300 / 10
AWG		-	- -
Approval data (CSA)			
Use Group		B	C D
Nominal voltage/current	[V] / [A]	300 / 12	- 300 / 10
AWG		-	- -
General data			
Type of insulation material / insulation material group		PA / I	
Inflammability class in acc. with UL 94		V0	

PCB headers, Pitch: 5 mm

MSTBV 2,5/...-GF, Linear pinning



Dimensions	[mm]
Solder pin length	3.9
Length l	8.6
Height h	12



Ordering data

No. of pos.	Type	Order No.	Pcs./ Pkt.	Width w [mm]
2	MSTBV 2,5/ 2-GF	1776883	250	20
3	MSTBV 2,5/ 3-GF	1776896	250	25
4	MSTBV 2,5/ 4-GF	1776906	250	30
5	MSTBV 2,5/ 5-GF	1776919	250	35
6	MSTBV 2,5/ 6-GF	1776922	100	40
7	MSTBV 2,5/ 7-GF	1776935	100	45
8	MSTBV 2,5/ 8-GF	1776948	100	50
9	MSTBV 2,5/ 9-GF	1776951	100	55
10	MSTBV 2,5/10-GF	1776964	100	60
11	MSTBV 2,5/11-GF	1776977	50	65
12	MSTBV 2,5/12-GF	1776980	50	70
13	MSTBV 2,5/13-GF	1776993	50	75
14	MSTBV 2,5/14-GF	1777002	50	80
15	MSTBV 2,5/15-GF	1777015	50	85
16	MSTBV 2,5/16-GF	1777028	50	90
17	MSTBV 2,5/17-GF	1777031	50	95
18	MSTBV 2,5/18-GF	1777044	50	100
19	MSTBV 2,5/19-GF	1777057	50	105
20	MSTBV 2,5/20-GF	1777060	50	110



Technical data

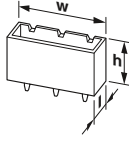
Connection system / type of contact	CLASSIC COMBICON / Male connector		
Locking	Threaded flange		
Electrical parameters			
Rated current	[A]	12	
Surge voltage category/degree of pollution		III/3	III / 2 II / 2
Rated insulation voltage	[V]	250	320 400
Rated surge voltage	[kV]	4	4 4
Approval data (UL/CUL)			
Use Group		B	C D
Nominal voltage/current	[V] / [A]	300 / 12	- 300 / 10
AWG		-	- -
Approval data (CSA)			
Use Group		B	C D
Nominal voltage/current	[V] / [A]	300 / 12	- 300 / 10
AWG		-	- -
General data			
Type of insulation material / insulation material group		PBT / IIIa	
Inflammability class in acc. with UL 94		V0	

PCB connectors

Conductor cross section up to 2.5 mm² (AWG 14)

PCB headers, Pitch: 5.08 mm

MSTBV 2,5/..-GF, Linear pinning



Dimensions	[mm]
Solder pin length	3.9
Length l	8.6
Height h	12



Ordering data

No. of pos.	Type	Order No.	Pcs./ Pkt.	Width w [mm]
2	MSTBV 2,5/ 2-GF-5,08	1777073	250	20.32
3	MSTBV 2,5/ 3-GF-5,08	1777086	250	25.4
4	MSTBV 2,5/ 4-GF-5,08	1777099	250	30.48
5	MSTBV 2,5/ 5-GF-5,08	1777109	250	35.56
6	MSTBV 2,5/ 6-GF-5,08	1777112	100	40.64
7	MSTBV 2,5/ 7-GF-5,08	1777125	100	45.72
8	MSTBV 2,5/ 8-GF-5,08	1777138	100	50.8
9	MSTBV 2,5/ 9-GF-5,08	1777141	100	55.88
10	MSTBV 2,5/10-GF-5,08	1777154	100	60.96
11	MSTBV 2,5/11-GF-5,08	1777167	50	66.04
12	MSTBV 2,5/12-GF-5,08	1777170	50	71.12
13	MSTBV 2,5/13-GF-5,08	1777183	50	76.2
14	MSTBV 2,5/14-GF-5,08	1777196	50	81.28
15	MSTBV 2,5/15-GF-5,08	1777206	50	86.36
16	MSTBV 2,5/16-GF-5,08	1777219	50	91.44
17	MSTBV 2,5/17-GF-5,08	1777222	50	96.52
18	MSTBV 2,5/18-GF-5,08	1777235	50	101.6
19	MSTBV 2,5/19-GF-5,08	1777248	50	106.68
20	MSTBV 2,5/20-GF-5,08	1777251	50	111.76
21	MSTBV 2,5/21-GF-5,08	1712762	50	116.84
22	MSTBV 2,5/22-GF-5,08	1712775	50	121.92
23	MSTBV 2,5/23-GF-5,08	1712788	50	127
24	MSTBV 2,5/24-GF-5,08	1712791	50	132.08

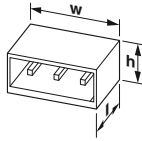


Technical data

Connection system / type of contact		CLASSIC COMBICON / Male connector		
Locking		Threaded flange		
Electrical parameters				
Rated current	[A]	12		
Surge voltage category/degree of pollution		III/3	III / 2	II / 2
Rated insulation voltage	[V]	250	320	630
Rated surge voltage	[kV]	4	4	4
Approval data (UL/CUL)				
Use Group		B	C	D
Nominal voltage/current	[V] / [A]	300 / 12	-	300 / 10
AWG		-	-	-
Approval data (CSA)				
Use Group		B	C	D
Nominal voltage/current	[V] / [A]	300 / 12	-	300 / 10
AWG		-	-	-
General data				
Type of insulation material / insulation material group		PBT / IIIa		
Inflammability class in acc. with UL 94		V0		

PCB headers, Pitch: 5.08 mm

MSTBV 2,5/..-GF-EX, Linear pinning



Dimensions	[mm]
Solder pin length	3.9
Length l	8.6
Height h	12



Ordering data

No. of pos.	Type	Order No.	Pcs./ Pkt.	Width w [mm]
2	MSTBV 2,5/ 2-GF-5,08 EX	1796322	50	20.32
3	MSTBV 2,5/ 3-GF-5,08 EX	1796335	50	25.4
4	MSTBV 2,5/ 4-GF-5,08 EX	1796348	50	30.48
5	MSTBV 2,5/ 5-GF-5,08 EX	1796351	50	35.56
6	MSTBV 2,5/ 6-GF-5,08 EX	1796364	50	40.64
7	MSTBV 2,5/ 7-GF-5,08 EX	1796377	50	45.72
8	MSTBV 2,5/ 8-GF-5,08 EX	1796380	50	50.8
9	MSTBV 2,5/ 9-GF-5,08 EX	1796393	50	55.88
10	MSTBV 2,5/10-GF-5,08 EX	1796403	50	60.96
11	MSTBV 2,5/11-GF-5,08 EX	1796416	50	66.04
12	MSTBV 2,5/12-GF-5,08 EX	1796429	50	71.12

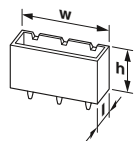



Technical data

Connection system / type of contact		CLASSIC COMBICON (EX) / Male connector		
Locking		Threaded flange		
Ex marking		0344 Ex II 2GD Ex e IIC Gb		
Examination certificate		KEMA 10ATEX0196 U		
IECEx certificate		IECEx KEM 10.0093U		
Electrical parameters				
Rated current	[A]	12		
Rated voltage	[V]	176		
General data				
Type of insulation material / insulation material group		PA / I		
Inflammability class in acc. with UL 94		V0		

PCB headers, Pitch: 5 mm

MSTBVA 2,5/...-G-RN, Linear pinning



Dimensions	[mm]
Solder pin length	3.9
Length l	8.6
Height h	12



Ordering data

No. of pos.	Type	Order No.	Pcs./ Pkt.	Width w [mm]
2	MSTBVA 2,5/ 2-G-RN	1944592	50	12
3	MSTBVA 2,5/ 3-G-RN	1944602	50	17
4	MSTBVA 2,5/ 4-G-RN	1944615	50	22
5	MSTBVA 2,5/ 5-G-RN	1944628	50	27
6	MSTBVA 2,5/ 6-G-RN	1944631	50	32
7	MSTBVA 2,5/ 7-G-RN	1944644	50	37
8	MSTBVA 2,5/ 8-G-RN	1944657	50	42
9	MSTBVA 2,5/ 9-G-RN	1944660	50	47
10	MSTBVA 2,5/10-G-RN	1944673	50	52
11	MSTBVA 2,5/11-G-RN	1944686	50	57
12	MSTBVA 2,5/12-G-RN	1944699	50	62
13	MSTBVA 2,5/13-G-RN	1944709	50	67
14	MSTBVA 2,5/14-G-RN	1944712	50	72
15	MSTBVA 2,5/15-G-RN	1944725	50	77
16	MSTBVA 2,5/16-G-RN	1944738	50	82
17	MSTBVA 2,5/17-G-RN	1944741	50	87
18	MSTBVA 2,5/18-G-RN	1944754	50	92
19	MSTBVA 2,5/19-G-RN	1944767	50	97
20	MSTBVA 2,5/20-G-RN	1944770	50	102

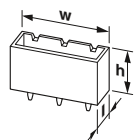


Technical data

Connection system / type of contact	CLASSIC COMBICON / Male connector		
Locking	Engagement nose		
Electrical parameters			
Rated current	[A]	12	
Surge voltage category/degree of pollution		III/3	III / 2 II / 2
Rated insulation voltage	[V]	250	320 400
Rated surge voltage	[kV]	4	4 4
Approval data (UL/CUL)			
Use Group		B	C D
Nominal voltage/current	[V] / [A]	300 / 12	- 300 / 10
AWG			
		-	- -
General data			
Type of insulation material / insulation material group	PBT / IIIa		
Inflammability class in acc. with UL 94	V0		

PCB headers, Pitch: 5.08 mm

MSTBVA 2,5/...-G-RN, Linear pinning



Dimensions	[mm]
Solder pin length	3.9
Length l	8.6
Height h	12



Ordering data

No. of pos.	Type	Order No.	Pcs./ Pkt.	Width w [mm]
2	MSTBVA 2,5/ 2-G-5,08-RN	1936018	50	15.98
3	MSTBVA 2,5/ 3-G-5,08-RN	1936021	50	21.06
4	MSTBVA 2,5/ 4-G-5,08-RN	1936034	50	26.14
5	MSTBVA 2,5/ 5-G-5,08-RN	1936047	50	31.22
6	MSTBVA 2,5/ 6-G-5,08-RN	1936050	50	36.3
7	MSTBVA 2,5/ 7-G-5,08-RN	1936063	50	41.38
8	MSTBVA 2,5/ 8-G-5,08-RN	1936076	50	46.46
9	MSTBVA 2,5/ 9-G-5,08-RN	1936089	50	51.54
10	MSTBVA 2,5/10-G-5,08-RN	1936092	50	56.62
11	MSTBVA 2,5/11-G-5,08-RN	1936102	50	61.7
12	MSTBVA 2,5/12-G-5,08-RN	1936115	50	66.78
13	MSTBVA 2,5/13-G-5,08-RN	1936128	50	71.86
14	MSTBVA 2,5/14-G-5,08-RN	1936131	50	76.94
15	MSTBVA 2,5/15-G-5,08-RN	1936144	50	82.02
16	MSTBVA 2,5/16-G-5,08-RN	1936157	50	87.1
17	MSTBVA 2,5/17-G-5,08-RN	1936160	50	92.18
18	MSTBVA 2,5/18-G-5,08-RN	1936173	50	97.26



Technical data

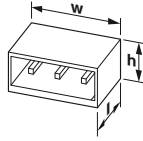
Connection system / type of contact	CLASSIC COMBICON / Male connector		
Locking	Engagement nose		
Electrical parameters			
Rated current	[A]	12	
Surge voltage category/degree of pollution		III/3	III / 2 II / 2
Rated insulation voltage	[V]	250	320 400
Rated surge voltage	[kV]	4	4 4
Approval data (UL/CUL)			
Use Group		B	C D
Nominal voltage/current	[V] / [A]	300 / 12	- 300 / 10
AWG			
		-	- -
General data			
Type of insulation material / insulation material group	PBT / IIIa		
Inflammability class in acc. with UL 94	V0		

PCB connectors

Conductor cross section up to 2.5 mm² (AWG 14)

PCB headers, Pitch: 5.08 mm

MSTBVA 2,5/..-G-RN-EX, Linear pinning

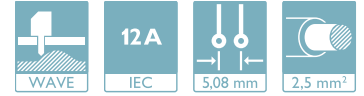


Dimensions	[mm]
Solder pin length	3.9
Length l	8.6
Height h	12



Ordering data

No. of pos.	Type	Order No.	Pcs./ Pkt.	Width w [mm]
2	MSTBVA 2,5/ 2-G-5,08-RN EX	1796555	50	15.98
3	MSTBVA 2,5/ 3-G-5,08-RN EX	1796568	50	21.06
4	MSTBVA 2,5/ 4-G-5,08-RN EX	1796571	50	26.14
5	MSTBVA 2,5/ 5-G-5,08-RN EX	1796584	50	31.22
6	MSTBVA 2,5/ 6-G-5,08-RN EX	1796597	50	36.3
7	MSTBVA 2,5/ 7-G-5,08-RN EX	1796607	50	41.38
8	MSTBVA 2,5/ 8-G-5,08-RN EX	1796610	50	46.46
9	MSTBVA 2,5/ 9-G-5,08-RN EX	1796623	50	51.54
10	MSTBVA 2,5/10-G-5,08-RN EX	1796636	50	56.62
11	MSTBVA 2,5/11-G-5,08-RN EX	1796649	50	61.7
12	MSTBVA 2,5/12-G-5,08-RN EX	1796652	50	66.78

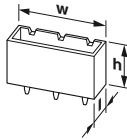


Technical data

Connection system / type of contact	CLASSIC COMBICON (EX) / Male connector
Locking	Engagement nose
Ex marking	0344 Ex II 2GD Ex e IIC Gb
Examination certificate	KEMA 10ATEX0196 U
IECEx certificate	IECEx KEM 10.0093U
Electrical parameters	
Rated current	[A] 12
Rated voltage	[V] 176
General data	
Type of insulation material / insulation material group	PA / I
Inflammability class in acc. with UL 94	V0

PCB headers, Pitch: 5.08 mm

MSTBVA 2,5/..-G-LR, Linear pinning



Dimensions	[mm]
Solder pin length	3.9
Length l	8.6
Height h	12



Ordering data

No. of pos.	Type	Order No.	Pcs./ Pkt.	Width w [mm]
2	MSTBVA 2,5/ 2-G-5,08-LR	1809267	50	20.32
3	MSTBVA 2,5/ 3-G-5,08-LR	1809270	50	25.4
4	MSTBVA 2,5/ 4-G-5,08-LR	1809283	50	30.48
5	MSTBVA 2,5/ 5-G-5,08-LR	1809296	50	35.56
6	MSTBVA 2,5/ 6-G-5,08-LR	1809306	50	40.64
7	MSTBVA 2,5/ 7-G-5,08-LR	1809319	50	45.72
8	MSTBVA 2,5/ 8-G-5,08-LR	1809322	50	50.8
9	MSTBVA 2,5/ 9-G-5,08-LR	1809335	50	55.88
10	MSTBVA 2,5/10-G-5,08-LR	1809348	50	60.96
11	MSTBVA 2,5/11-G-5,08-LR	1809351	50	66.04
12	MSTBVA 2,5/12-G-5,08-LR	1809364	50	71.12
13	MSTBVA 2,5/13-G-5,08-LR	1809377	50	76.2
14	MSTBVA 2,5/14-G-5,08-LR	1809380	50	81.28
15	MSTBVA 2,5/15-G-5,08-LR	1809393	50	86.36
16	MSTBVA 2,5/16-G-5,08-LR	1809403	50	91.44
17	MSTBVA 2,5/17-G-5,08-LR	1809416	50	96.52
18	MSTBVA 2,5/18-G-5,08-LR	1809429	50	101.6
19	MSTBVA 2,5/19-G-5,08-LR	1809432	50	106.68
20	MSTBVA 2,5/20-G-5,08-LR	1809445	50	111.76

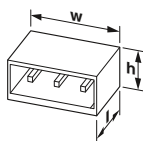


Technical data

Connection system / type of contact	CLASSIC COMBICON / Male connector		
Locking	Lock & release threaded flange		
Electrical parameters			
Rated current	[A]	12	
Surge voltage category/degree of pollution		III / 3	II / 2
Rated insulation voltage	[V]	250	320
Rated surge voltage	[kV]	4	4
Approval data (UL/CUL)			
Use Group		B	C
Nominal voltage/current	[V] / [A]	300 / 15	300 / 10
AWG		-	-
General data			
Type of insulation material / insulation material group	PBT / IIIa		
Inflammability class in acc. with UL 94	V0		

PCB headers, Pitch: 5 mm

SMSTB 2,5/..-G, Linear pinning



Dimensions	[mm]
Solder pin length	3.5
Length l	16.5
Height h	14.8

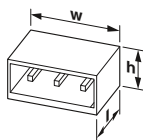


Ordering data

No. of pos.	Type	Order No.	Pcs./ Pkt.	Width w [mm]
2	SMSTB 2,5/ 2-G	1769230	50	10
3	SMSTB 2,5/ 3-G	1769243	50	15
4	SMSTB 2,5/ 4-G	1769256	50	20
5	SMSTB 2,5/ 5-G	1769269	50	25
6	SMSTB 2,5/ 6-G	1769272	50	30
7	SMSTB 2,5/ 7-G	1769285	50	35
8	SMSTB 2,5/ 8-G	1769298	50	40
9	SMSTB 2,5/ 9-G	1769308	50	45
10	SMSTB 2,5/10-G	1769311	50	50
11	SMSTB 2,5/11-G	1769324	50	55
12	SMSTB 2,5/12-G	1769337	50	60
13	SMSTB 2,5/13-G	1769340	50	65
14	SMSTB 2,5/14-G	1769353	50	70
15	SMSTB 2,5/15-G	1769366	50	75
16	SMSTB 2,5/16-G	1769379	50	80
17	SMSTB 2,5/17-G	1769382	50	85
18	SMSTB 2,5/18-G	1769395	50	90
19	SMSTB 2,5/19-G	1769405	50	95
20	SMSTB 2,5/20-G	1769418	50	100
21	SMSTB 2,5/21-G	1769421	50	105
22	SMSTB 2,5/22-G	1769434	50	110
23	SMSTB 2,5/23-G	1769447	50	115
24	SMSTB 2,5/24-G	1769450	50	120

PCB headers, Pitch: 5.08 mm

SMSTB 2,5/..-G, Linear pinning



Dimensions	[mm]
Solder pin length	3.5
Length l	16.5
Height h	14.8



Ordering data

No. of pos.	Type	Order No.	Pcs./ Pkt.	Width w [mm]
2	SMSTB 2,5/ 2-G-5,08	1769463	100	10.16
3	SMSTB 2,5/ 3-G-5,08	1769476	100	15.24
4	SMSTB 2,5/ 4-G-5,08	1769489	100	20.32
5	SMSTB 2,5/ 5-G-5,08	1769492	100	25.4
6	SMSTB 2,5/ 6-G-5,08	1769502	50	30.48
7	SMSTB 2,5/ 7-G-5,08	1769515	50	35.56
8	SMSTB 2,5/ 8-G-5,08	1769528	50	40.64
9	SMSTB 2,5/ 9-G-5,08	1769531	50	45.72
10	SMSTB 2,5/10-G-5,08	1769544	50	50.8
11	SMSTB 2,5/11-G-5,08	1769557	50	55.88
12	SMSTB 2,5/12-G-5,08	1769560	50	60.96
13	SMSTB 2,5/13-G-5,08	1769573	50	66.04
14	SMSTB 2,5/14-G-5,08	1769586	50	71.12
15	SMSTB 2,5/15-G-5,08	1769599	50	76.2
16	SMSTB 2,5/16-G-5,08	1769609	50	81.28
17	SMSTB 2,5/17-G-5,08	1769612	50	86.36
18	SMSTB 2,5/18-G-5,08	1769625	50	91.44
19	SMSTB 2,5/19-G-5,08	1769638	50	96.52
20	SMSTB 2,5/20-G-5,08	1769641	50	101.6
21	SMSTB 2,5/21-G-5,08	1769654	50	106.68
22	SMSTB 2,5/22-G-5,08	1769667	50	111.76
23	SMSTB 2,5/23-G-5,08	1769670	50	116.84
24	SMSTB 2,5/24-G-5,08	1769683	50	121.92



Technical data

Connection system / type of contact	CLASSIC COMBICON / Male connector		
Locking	without		
Electrical parameters			
Rated current	[A]	12	
Surge voltage category/degree of pollution		III / 3	III / 2
Rated insulation voltage	[V]	250	320
Rated surge voltage	[kV]	4	4
Approval data (UL/CUL)			
Use Group		B	C
Nominal voltage/current	[V] / [A]	300 / 15	300 / 10
AWG		-	-
Approval data (CSA)			
Use Group		B	C
Nominal voltage/current	[V] / [A]	300 / 15	300 / 10
AWG		-	-
General data			
Type of insulation material / insulation material group		PA / I	
Inflammability class in acc. with UL 94		V0	



Technical data

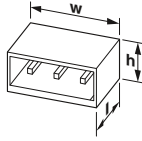
Connection system / type of contact	CLASSIC COMBICON / Male connector		
Locking	without		
Electrical parameters			
Rated current	[A]	12	
Surge voltage category/degree of pollution		III / 3	III / 2
Rated insulation voltage	[V]	250	320
Rated surge voltage	[kV]	4	4
Approval data (UL/CUL)			
Use Group		B	C
Nominal voltage/current	[V] / [A]	300 / 15	300 / 10
AWG		-	-
Approval data (CSA)			
Use Group		B	C
Nominal voltage/current	[V] / [A]	300 / 15	300 / 10
AWG		-	-
General data			
Type of insulation material / insulation material group		PA / I	
Inflammability class in acc. with UL 94		V0	

PCB connectors

Conductor cross section up to 2.5 mm² (AWG 14)

PCB headers, Pitch: 5 mm

SMSTBA 2,5/..-G, Linear pinning



Dimensions	[mm]
Solder pin length	3.5
Length l	16.5
Height h	14.8



Ordering data

No. of pos.	Type	Order No.	Pcs./ Pkt.	Width w [mm]
2	SMSTBA 2,5/ 2-G	1769803	100	12
3	SMSTBA 2,5/ 3-G	1769816	100	17
4	SMSTBA 2,5/ 4-G	1769829	100	22
5	SMSTBA 2,5/ 5-G	1769832	100	27
6	SMSTBA 2,5/ 6-G	1769845	50	32
7	SMSTBA 2,5/ 7-G	1769858	50	37
8	SMSTBA 2,5/ 8-G	1769861	50	42
9	SMSTBA 2,5/ 9-G	1769874	50	47
10	SMSTBA 2,5/10-G	1769887	50	52
11	SMSTBA 2,5/11-G	1769890	50	57
12	SMSTBA 2,5/12-G	1769900	50	62
13	SMSTBA 2,5/13-G	1769913	50	67
14	SMSTBA 2,5/14-G	1769926	50	72
15	SMSTBA 2,5/15-G	1769939	50	77
16	SMSTBA 2,5/16-G	1769942	50	82
17	SMSTBA 2,5/17-G	1769955	50	87
18	SMSTBA 2,5/18-G	1769968	50	92
19	SMSTBA 2,5/19-G	1769971	50	97
20	SMSTBA 2,5/20-G	1769984	50	102
21	SMSTBA 2,5/21-G	1769997	50	107
22	SMSTBA 2,5/22-G	1767342	50	112
23	SMSTBA 2,5/23-G	1767355	50	117
24	SMSTBA 2,5/24-G	1767368	50	122

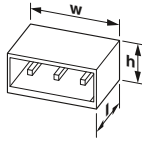


Technical data

Connection system / type of contact	CLASSIC COMBICON / Male connector		
Locking	without		
Electrical parameters			
Rated current	[A]	12	
Surge voltage category/degree of pollution		III/3	III / 2
Rated insulation voltage	[V]	250	320
Rated surge voltage	[kV]	4	4
Approval data (UL/CUL)			
Use Group		B	C
Nominal voltage/current	[V] / [A]	300 / 15	300 / 10
AWG		-	-
Approval data (CSA)			
Use Group		B	C
Nominal voltage/current	[V] / [A]	300 / 15	300 / 10
AWG		-	-
General data			
Type of insulation material / insulation material group		PA / I	
Inflammability class in acc. with UL 94		V0	

PCB headers, Pitch: 5.08 mm

SMSTBA 2,5/..-G, Linear pinning



Dimensions	[mm]
Solder pin length	3.5
Length l	16.5
Height h	14.8



Ordering data

No. of pos.	Type	Order No.	Pcs./ Pkt.	Width w [mm]
2	SMSTBA 2,5/ 2-G-5,08	1767371	100	12.16
3	SMSTBA 2,5/ 3-G-5,08	1767384	100	17.24
4	SMSTBA 2,5/ 4-G-5,08	1767397	100	22.32
5	SMSTBA 2,5/ 5-G-5,08	1767407	100	27.4
6	SMSTBA 2,5/ 6-G-5,08	1767410	50	32.48
7	SMSTBA 2,5/ 7-G-5,08	1767423	50	37.56
8	SMSTBA 2,5/ 8-G-5,08	1767436	50	42.64
9	SMSTBA 2,5/ 9-G-5,08	1767449	50	47.72
10	SMSTBA 2,5/10-G-5,08	1767452	50	52.8
11	SMSTBA 2,5/11-G-5,08	1767465	50	57.88
12	SMSTBA 2,5/12-G-5,08	1767478	50	62.96
13	SMSTBA 2,5/13-G-5,08	1767481	50	68.04
14	SMSTBA 2,5/14-G-5,08	1767494	50	73.12
15	SMSTBA 2,5/15-G-5,08	1767504	50	78.2
16	SMSTBA 2,5/16-G-5,08	1767517	50	83.28
17	SMSTBA 2,5/17-G-5,08	1767520	50	88.36
18	SMSTBA 2,5/18-G-5,08	1767533	50	93.44
19	SMSTBA 2,5/19-G-5,08	1767546	50	98.52
20	SMSTBA 2,5/20-G-5,08	1767559	50	103.6
21	SMSTBA 2,5/21-G-5,08	1767562	50	108.68
22	SMSTBA 2,5/22-G-5,08	1767575	50	113.76
23	SMSTBA 2,5/23-G-5,08	1767588	50	118.84
24	SMSTBA 2,5/24-G-5,08	1767591	50	123.92

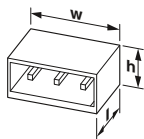


Technical data

Connection system / type of contact	CLASSIC COMBICON / Male connector		
Locking	without		
Electrical parameters			
Rated current	[A]	12	
Surge voltage category/degree of pollution		III/3	III / 2
Rated insulation voltage	[V]	250	320
Rated surge voltage	[kV]	4	4
Approval data (UL/CUL)			
Use Group		B	C
Nominal voltage/current	[V] / [A]	300 / 15	300 / 10
AWG		-	-
Approval data (CSA)			
Use Group		B	C
Nominal voltage/current	[V] / [A]	300 / 15	300 / 10
AWG		-	-
General data			
Type of insulation material / insulation material group		PA / I	
Inflammability class in acc. with UL 94		V0	

PCB headers, Pitch: 5 mm

MSTBW 2,5/...-G, Linear pinning



Dimensions	[mm]
Solder pin length	3.5
Length l	12
Height h	12.45



Ordering data

No. of pos.	Type	Order No.	Pcs./ Pkt.	Width w [mm]
2	MSTBW 2,5/ 2-G	1736111	50	10
3	MSTBW 2,5/ 3-G	1736108	50	15
4	MSTBW 2,5/ 4-G	1736098	50	20
5	MSTBW 2,5/ 5-G	1736085	50	25
6	MSTBW 2,5/ 6-G	1736072	50	30
7	MSTBW 2,5/ 7-G	1736069	50	35
8	MSTBW 2,5/ 8-G	1736056	50	40
9	MSTBW 2,5/ 9-G	1736043	50	45
10	MSTBW 2,5/10-G	1736030	50	50
11	MSTBW 2,5/11-G	1736027	50	55
12	MSTBW 2,5/12-G	1736014	50	60
13	MSTBW 2,5/13-G	1736001	50	65
14	MSTBW 2,5/14-G	1735992	50	70
15	MSTBW 2,5/15-G	1735989	50	75
16	MSTBW 2,5/16-G	1735976	50	80
17	MSTBW 2,5/17-G	1735963	50	85
18	MSTBW 2,5/18-G	1735950	50	90
19	MSTBW 2,5/19-G	1735947	50	95
20	MSTBW 2,5/20-G	1735934	50	100
21	MSTBW 2,5/21-G	1735921	50	105

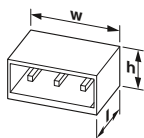


Technical data

Connection system / type of contact	CLASSIC COMBICON / Male connector		
Locking	without		
Electrical parameters			
Rated current	[A]	12	
Surge voltage category/degree of pollution		III / 3	III / 2
Rated insulation voltage	[V]	250	320
Rated surge voltage	[kV]	4	4
Approval data (UL/CUL)			
Use Group		B	C
Nominal voltage/current	[V] / [A]	300 / 15	300 / 10
AWG		-	-
Approval data (CSA)			
Use Group		B	C
Nominal voltage/current	[V] / [A]	300 / 15	300 / 10
AWG		-	-
General data			
Type of insulation material / insulation material group		PBT / IIIa	
Inflammability class in acc. with UL 94		V0	

PCB headers, Pitch: 5.08 mm

MSTBW 2,5/...-G, Linear pinning



Dimensions	[mm]
Solder pin length	3.5
Length l	12
Height h	12.45



Ordering data

No. of pos.	Type	Order No.	Pcs./ Pkt.	Width w [mm]
2	MSTBW 2,5/ 2-G-5,08	1735882	50	10.16
3	MSTBW 2,5/ 3-G-5,08	1735879	50	21.06
4	MSTBW 2,5/ 4-G-5,08	1735866	50	26.14
5	MSTBW 2,5/ 5-G-5,08	1735853	50	31.22
6	MSTBW 2,5/ 6-G-5,08	1735840	50	36.3
7	MSTBW 2,5/ 7-G-5,08	1735837	50	41.38
8	MSTBW 2,5/ 8-G-5,08	1735824	50	46.46
9	MSTBW 2,5/ 9-G-5,08	1735811	50	51.54
10	MSTBW 2,5/10-G-5,08	1735808	50	56.62
11	MSTBW 2,5/11-G-5,08	1735798	50	61.7
12	MSTBW 2,5/12-G-5,08	1735785	50	66.78
13	MSTBW 2,5/13-G-5,08	1735772	50	71.86
14	MSTBW 2,5/14-G-5,08	1735769	50	76.94
15	MSTBW 2,5/15-G-5,08	1735756	50	82.02
16	MSTBW 2,5/16-G-5,08	1735743	50	87.1
17	MSTBW 2,5/17-G-5,08	1735730	50	92.18
18	MSTBW 2,5/18-G-5,08	1735727	50	97.26
19	MSTBW 2,5/19-G-5,08	1735714	50	102.34
20	MSTBW 2,5/20-G-5,08	1735701	50	107.42
21	MSTBW 2,5/21-G-5,08	1735691	50	112.5
22	MSTBW 2,5/22-G-5,08	1735688	50	117.58
23	MSTBW 2,5/23-G-5,08	1735675	50	122.66
24	MSTBW 2,5/24-G-5,08	1735662	50	127.74



Technical data

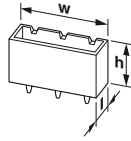
Connection system / type of contact	CLASSIC COMBICON / Male connector		
Locking	without		
Electrical parameters			
Rated current	[A]	12	
Surge voltage category/degree of pollution		III / 3	III / 2
Rated insulation voltage	[V]	250	320
Rated surge voltage	[kV]	4	4
Approval data (UL/CUL)			
Use Group		B	C
Nominal voltage/current	[V] / [A]	300 / 15	300 / 10
AWG		-	-
Approval data (CSA)			
Use Group		B	C
Nominal voltage/current	[V] / [A]	300 / 15	300 / 10
AWG		-	-
General data			
Type of insulation material / insulation material group		PBT / IIIa	
Inflammability class in acc. with UL 94		V0	

PCB connectors

Conductor cross section up to 2.5 mm² (AWG 14)

PCB headers, Pitch: 5.08 mm

MSTBV 2,5/..-GEH, Linear pinning



Dimensions	[mm]
Solder pin length	3.9
Length l	8.6
Height h	12



Ordering data

No. of pos.	Type	Order No.	Pcs./ Pkt.	Width w [mm]
8	MSTBV 2,5/ 8-GEH-5,08	1808528	50	63.96
2	MSTBV 2,5/ 2-GEH-5,08	1808463	50	33.48
3	MSTBV 2,5/ 3-GEH-5,08	1808476	50	38.56
4	MSTBV 2,5/ 4-GEH-5,08	1808489	50	43.64
5	MSTBV 2,5/ 5-GEH-5,08	1808492	50	48.72
6	MSTBV 2,5/ 6-GEH-5,08	1808502	50	53.8
7	MSTBV 2,5/ 7-GEH-5,08	1808515	50	58.88
9	MSTBV 2,5/ 9-GEH-5,08	1808531	50	69.04
10	MSTBV 2,5/10-GEH-5,08	1808544	50	74.12
11	MSTBV 2,5/11-GEH-5,08	1808557	50	79.2
12	MSTBV 2,5/12-GEH-5,08	1808560	50	84.28
13	MSTBV 2,5/13-GEH-5,08	1808573	50	89.36
14	MSTBV 2,5/14-GEH-5,08	1808586	50	94.44
15	MSTBV 2,5/15-GEH-5,08	1808599	50	99.52
16	MSTBV 2,5/16-GEH-5,08	1808609	50	104.6
17	MSTBV 2,5/17-GEH-5,08	1808612	50	109.68
18	MSTBV 2,5/18-GEH-5,08	1808625	50	114.76
19	MSTBV 2,5/19-GEH-5,08	1808638	50	119.84
20	MSTBV 2,5/20-GEH-5,08	1808641	50	124.92

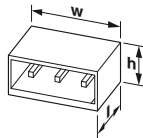


Technical data


Connection system / type of contact	CLASSIC COMBICON / Male connector		
Locking	without		
Electrical parameters			
Rated current	[A]	12	
Surge voltage category/degree of pollution		III/3	III / 2
Rated insulation voltage	[V]	250	320
Rated surge voltage	[kV]	4	4
Approval data (UL/CUL)			
Use Group		B	C
Nominal voltage/current	[V] / [A]	300 / 12	300 / 10
Approval data (CSA)			
Use Group		B	C
Nominal voltage/current	[V] / [A]	300 / 12	300 / 10
General data			
Type of insulation material / insulation material group		PBT / IIIa	
Inflammability class in acc. with UL 94		V0	

PCB headers, Pitch: 5 mm

MDSTB 2,5/..-G, Linear pinning



Dimensions	[mm]
Solder pin length	3.2
Length l	22.1
Height h	23.7



Ordering data

No. of pos.	Type	Order No.	Pcs./ Pkt.	Width w [mm]
2	MDSTB 2,5/ 2-G	1762046	50	12.5
3	MDSTB 2,5/ 3-G	1762059	50	17.5
4	MDSTB 2,5/ 4-G	1846386	50	27.5
5	MDSTB 2,5/ 5-G	1837133	50	22.5
6	MDSTB 2,5/ 6-G	1846409	50	32.5
7	MDSTB 2,5/ 7-G	1846412	50	37.5
8	MDSTB 2,5/ 8-G	1846425	50	42.5
9	MDSTB 2,5/ 9-G	1846438	50	47.5
10	MDSTB 2,5/10-G	1846441	50	52.5
11	MDSTB 2,5/11-G	1846454	50	57.5
12	MDSTB 2,5/12-G	1846467	50	62.5

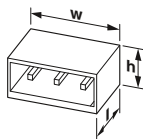



Technical data

Connection system / type of contact	CLASSIC COMBICON / Male connector		
Locking	without		
Electrical parameters			
Rated current	[A]	10	
Surge voltage category/degree of pollution		III/3	III / 2
Rated insulation voltage	[V]	250	320
Rated surge voltage	[kV]	4	4
Approval data (UL/CUL)			
Use Group		B	C
Nominal voltage/current	[V] / [A]	300 / 15	300 / 10
Approval data (CSA)			
Use Group		B	C
Nominal voltage/current	[V] / [A]	300 / 15	300 / 15
General data			
Type of insulation material / insulation material group		PBT / IIIa	
Inflammability class in acc. with UL 94		V0	

PCB headers, Pitch: 5.08 mm

MDSTB 2,5/...-G, Linear pinning



Dimensions	[mm]
Solder pin length	3.2
Length l	22.1
Height h	23.7



Ordering data

No. of pos.	Type	Order No.	Pcs./ Pkt.	Width w [mm]
2	MDSTB 2,5/ 2-G-5,08	1762062	50	12.7
3	MDSTB 2,5/ 3-G-5,08	1762075	50	17.78
4	MDSTB 2,5/ 4-G-5,08	1842539	50	22.86
5	MDSTB 2,5/ 5-G-5,08	1842542	50	27.94
6	MDSTB 2,5/ 6-G-5,08	1844977	50	33.02
7	MDSTB 2,5/ 7-G-5,08	1842568	50	38.1
8	MDSTB 2,5/ 8-G-5,08	1840052	50	43.18
9	MDSTB 2,5/ 9-G-5,08	1842584	50	48.26
10	MDSTB 2,5/10-G-5,08	1842597	50	53.34
11	MDSTB 2,5/11-G-5,08	1842607	50	58.42
12	MDSTB 2,5/12-G-5,08	1842610	50	63.5
16	MDSTB 2,5/16-G-5,08	1927739	50	83.82

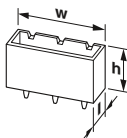


Technical data

Connection system / type of contact	CLASSIC COMBICON / Male connector		
Locking	without		
Electrical parameters			
Rated current	[A]	10	
Surge voltage category/degree of pollution		III/3	III / 2
Rated insulation voltage	[V]	250	320
Rated surge voltage	[kV]	4	4
Approval data (UL/CUL)			
Use Group		B	C
Nominal voltage/current	[V] / [A]	300 / 15	300 / 10
AWG		-	-
Approval data (CSA)			
Use Group		B	C
Nominal voltage/current	[V] / [A]	300 / 15	300 / 15
AWG		-	-
General data			
Type of insulation material / insulation material group		PBT/IIIa / I	
Inflammability class in acc. with UL 94		V0	

PCB headers, Pitch: 5 mm

MDSTBV 2,5/...-G, Linear pinning



Dimensions	[mm]
Solder pin length	3.5
Length l	23.7
Height h	22.1



Ordering data

No. of pos.	Type	Order No.	Pcs./ Pkt.	Width w [mm]
2	MDSTBV 2,5/ 2-G	1763032	50	12.5
3	MDSTBV 2,5/ 3-G	1763045	50	17.5
4	MDSTBV 2,5/ 4-G	1845950	50	22.5
5	MDSTBV 2,5/ 5-G	1845963	50	27.5
6	MDSTBV 2,5/ 6-G	1845976	50	32.5
7	MDSTBV 2,5/ 7-G	1845989	50	37.5
8	MDSTBV 2,5/ 8-G	1845992	50	42.5
9	MDSTBV 2,5/ 9-G	1846001	50	47.5
10	MDSTBV 2,5/10-G	1846014	50	52.5
11	MDSTBV 2,5/11-G	1846027	50	57.5
12	MDSTBV 2,5/12-G	1846030	50	62.5



Technical data

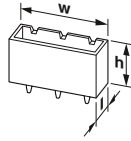
Connection system / type of contact	CLASSIC COMBICON / Male connector		
Locking	without		
Electrical parameters			
Rated current	[A]	10	
Surge voltage category/degree of pollution		III/3	III / 2
Rated insulation voltage	[V]	250	320
Rated surge voltage	[kV]	4	4
Approval data (UL/CUL)			
Use Group		B	C
Nominal voltage/current	[V] / [A]	300 / 12	300 / 10
AWG		-	-
Approval data (CSA)			
Use Group		B	C
Nominal voltage/current	[V] / [A]	300 / 12	300 / 12
AWG		-	-
General data			
Type of insulation material / insulation material group		PBT / IIIa	
Inflammability class in acc. with UL 94		V0	

PCB connectors

Conductor cross section up to 2.5 mm² (AWG 14)

PCB headers, Pitch: 5.08 mm

MDSTBV 2,5/..-G, Linear pinning



Dimensions	[mm]
Solder pin length	3.5
Length l	23.7
Height h	22.1



Ordering data

No. of pos.	Type	Order No.	Pcs./ Pkt.	Width w [mm]
2	MDSTBV 2,5/ 2-G-5,08	1763074	50	12.7
3	MDSTBV 2,5/ 3-G-5,08	1763087	50	17.78
4	MDSTBV 2,5/ 4-G-5,08	1845507	50	22.86
5	MDSTBV 2,5/ 5-G-5,08	1762004	50	27.94
6	MDSTBV 2,5/ 6-G-5,08	1845523	50	33.02
7	MDSTBV 2,5/ 7-G-5,08	1845536	50	38.1
8	MDSTBV 2,5/ 8-G-5,08	1845549	50	43.18
9	MDSTBV 2,5/ 9-G-5,08	1845552	50	48.26
10	MDSTBV 2,5/10-G-5,08	1845565	50	53.34
11	MDSTBV 2,5/11-G-5,08	1845578	50	58.42
12	MDSTBV 2,5/12-G-5,08	1845581	50	63.5

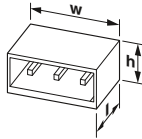



Technical data

Connection system / type of contact	CLASSIC COMBICON / Male connector		
Locking	without		
Electrical parameters			
Rated current	[A]	10	
Surge voltage category/degree of pollution		III/3	III / 2
Rated insulation voltage	[V]	250	320
Rated surge voltage	[kV]	4	4
Approval data (UL/CUL)			
Use Group		B	C
Nominal voltage/current	[V] / [A]	300 / 12	300 / 10
AWG		-	-
Approval data (CSA)			
Use Group		B	C
Nominal voltage/current	[V] / [A]	300 / 12	300 / 12
AWG		-	-
General data			
Type of insulation material / insulation material group		PBT / IIIa	
Inflammability class in acc. with UL 94		V0	

PCB headers, Pitch: 5 mm

MDSTBA 2,5/..-G, Linear pinning



Dimensions	[mm]
Solder pin length	3.2
Length l	22.1
Height h	24



Ordering data

No. of pos.	Type	Order No.	Pcs./ Pkt.	Width w [mm]
2	MDSTBA 2,5/ 2-G	1846519	50	14.5
3	MDSTBA 2,5/ 3-G	1846522	50	19.5
4	MDSTBA 2,5/ 4-G	1846535	50	24.5
5	MDSTBA 2,5/ 5-G	1846548	50	29.5
6	MDSTBA 2,5/ 6-G	1846551	50	34.5
7	MDSTBA 2,5/ 7-G	1846564	50	39.5
8	MDSTBA 2,5/ 8-G	1846577	50	44.5
9	MDSTBA 2,5/ 9-G	1846580	50	49.5
10	MDSTBA 2,5/10-G	1846593	50	54.5
11	MDSTBA 2,5/11-G	1846603	50	59.5
12	MDSTBA 2,5/12-G	1846616	50	64.5

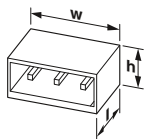



Technical data

Connection system / type of contact	CLASSIC COMBICON / Male connector		
Locking	without		
Electrical parameters			
Rated current	[A]	10	
Surge voltage category/degree of pollution		III/3	III / 2
Rated insulation voltage	[V]	250	320
Rated surge voltage	[kV]	4	4
Approval data (UL/CUL)			
Use Group		B	C
Nominal voltage/current	[V] / [A]	300 / 15	300 / 10
AWG		-	-
General data			
Type of insulation material / insulation material group		PBT / IIIa	
Inflammability class in acc. with UL 94		V0	

PCB headers, Pitch: 5.08 mm

MDSTBA 2,5/..-G, Linear pinning



Dimensions	[mm]
Solder pin length	3.2
Length l	22.1
Height h	23.7



Ordering data

No. of pos.	Type	Order No.	Pcs./ Pkt.	Width w [mm]
2	MDSTBA 2,5/ 2-G-5,08	1842063	50	14.7
3	MDSTBA 2,5/ 3-G-5,08	1842076	50	19.78
4	MDSTBA 2,5/ 4-G-5,08	1842089	50	24.86
5	MDSTBA 2,5/ 5-G-5,08	1842092	50	29.94
6	MDSTBA 2,5/ 6-G-5,08	1842102	50	35.02
7	MDSTBA 2,5/ 7-G-5,08	1842115	50	40.1
8	MDSTBA 2,5/ 8-G-5,08	1842128	50	45.18
9	MDSTBA 2,5/ 9-G-5,08	1842131	50	50.26
10	MDSTBA 2,5/10-G-5,08	1842144	50	55.34
11	MDSTBA 2,5/11-G-5,08	1842157	50	60.42
12	MDSTBA 2,5/12-G-5,08	1842160	50	65.5

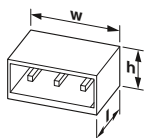



Technical data

Connection system / type of contact	CLASSIC COMBICON / Male connector		
Locking	without		
Electrical parameters			
Rated current	[A]	10	
Surge voltage category/degree of pollution		III / 3	III / 2
Rated insulation voltage	[V]	250	320
Rated surge voltage	[kV]	4	4
Approval data (UL/CUL)			
Use Group		B	C
Nominal voltage/current	[V] / [A]	300 / 15	300 / 10
AWG		-	-
General data			
Type of insulation material / insulation material group	PBT / IIIa		
Inflammability class in acc. with UL 94	V0		

PCB headers, Pitch: 5 mm

MDSTB 2,5/..-GF, Linear pinning



Dimensions	[mm]
Solder pin length	3.2
Length l	22.1
Height h	23.7



Ordering data

No. of pos.	Type	Order No.	Pcs./ Pkt.	Width w [mm]
2	MDSTB 2,5/ 2-GF	1846690	50	20
3	MDSTB 2,5/ 3-GF	1846700	50	25
4	MDSTB 2,5/ 4-GF	1846713	50	30
5	MDSTB 2,5/ 5-GF	1846726	50	35
6	MDSTB 2,5/ 6-GF	1846739	50	40
7	MDSTB 2,5/ 7-GF	1846742	50	45
8	MDSTB 2,5/ 8-GF	1846755	50	50
9	MDSTB 2,5/ 9-GF	1846768	50	55
10	MDSTB 2,5/10-GF	1846771	50	60
11	MDSTB 2,5/11-GF	1846784	50	65
12	MDSTB 2,5/12-GF	1846797	50	70



Technical data

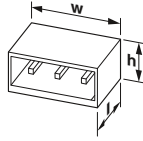

Connection system / type of contact	CLASSIC COMBICON / Male connector		
Locking	Threaded flange		
Electrical parameters			
Rated current	[A]	10	
Surge voltage category/degree of pollution		III / 3	III / 2
Rated insulation voltage	[V]	250	320
Rated surge voltage	[kV]	4	4
Approval data (UL/CUL)			
Use Group		B	C
Nominal voltage/current	[V] / [A]	300 / 15	300 / 10
AWG		-	-
General data			
Type of insulation material / insulation material group	PBT / IIIa		
Inflammability class in acc. with UL 94	V0		

PCB connectors

Conductor cross section up to 2.5 mm² (AWG 14)

PCB headers, Pitch: 5.08 mm

MDSTB 2,5/..-GF, Linear pinning



Dimensions	[mm]
Solder pin length	3.2
Length l	22.1
Height h	23.7



Ordering data

No. of pos.	Type	Order No.	Pcs./ Pkt.	Width w [mm]
2	MDSTB 2,5/ 2-GF-5,08	1842364	50	22.86
3	MDSTB 2,5/ 3-GF-5,08	1842377	50	27.94
4	MDSTB 2,5/ 4-GF-5,08	1842380	50	33.02
5	MDSTB 2,5/ 5-GF-5,08	1842393	50	38.1
6	MDSTB 2,5/ 6-GF-5,08	1842403	50	43.18
7	MDSTB 2,5/ 7-GF-5,08	1842416	50	48.26
8	MDSTB 2,5/ 8-GF-5,08	1842429	50	53.34
9	MDSTB 2,5/ 9-GF-5,08	1842432	50	58.42
10	MDSTB 2,5/10-GF-5,08	1842445	50	63.5
11	MDSTB 2,5/11-GF-5,08	1842458	50	68.58
12	MDSTB 2,5/12-GF-5,08	1842461	50	73.66

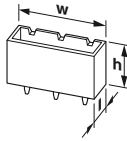


Technical data

Connection system / type of contact	CLASSIC COMBICON / Male connector		
Locking	Threaded flange		
Electrical parameters			
Rated current	[A]	10	
Surge voltage category/degree of pollution		III/3	III / 2
Rated insulation voltage	[V]	250	320
Rated surge voltage	[kV]	4	4
Approval data (UL/CUL)			
Use Group		B	C
Nominal voltage/current	[V] / [A]	300 / 15	300 / 10
AWG		-	-
General data			
Type of insulation material / insulation material group	PBT/IIIa / I		
Inflammability class in acc. with UL 94	V0		

PCB headers, Pitch: 5 mm

MDSTBVA 2,5/..-G, Linear pinning



Dimensions	[mm]
Solder pin length	3.9
Length l	23.7
Height h	22



Ordering data

No. of pos.	Type	Order No.	Pcs./ Pkt.	Width w [mm]
2	MDSTBVA 2,5/ 2-G	1845785	50	14.5
3	MDSTBVA 2,5/ 3-G	1845798	50	19.5
4	MDSTBVA 2,5/ 4-G	1845808	50	24.5
5	MDSTBVA 2,5/ 5-G	1845811	50	29.5
6	MDSTBVA 2,5/ 6-G	1845824	50	34.5
7	MDSTBVA 2,5/ 7-G	1845837	50	39.5
8	MDSTBVA 2,5/ 8-G	1845840	50	44.5
9	MDSTBVA 2,5/ 9-G	1845853	50	49.5
10	MDSTBVA 2,5/10-G	1845866	50	54.5
11	MDSTBVA 2,5/11-G	1845879	50	59.5
12	MDSTBVA 2,5/12-G	1845882	50	64.5

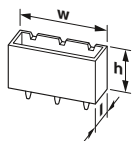


Technical data

Connection system / type of contact	CLASSIC COMBICON / Male connector		
Locking	without		
Electrical parameters			
Rated current	[A]	10	
Surge voltage category/degree of pollution		III/3	III / 2
Rated insulation voltage	[V]	250	320
Rated surge voltage	[kV]	4	4
Approval data (UL/CUL)			
Use Group		B	C
Nominal voltage/current	[V] / [A]	300 / 12	300 / 10
AWG		-	-
General data			
Type of insulation material / insulation material group	PBT / IIIa		
Inflammability class in acc. with UL 94	V0		

PCB headers, Pitch: 5.08 mm

MDSTBVA 2,5/...-G, Linear pinning



Dimensions	[mm]
Solder pin length	3.9
Length l	23.7
Height h	22.1



Ordering data

No. of pos.	Type	Order No.	Pcs./ Pkt.	Width w [mm]
2	MDSTBVA 2,5/ 2-G-5,08	1845332	50	14.7
3	MDSTBVA 2,5/ 3-G-5,08	1845345	50	19.78
4	MDSTBVA 2,5/ 4-G-5,08	1845358	50	24.86
5	MDSTBVA 2,5/ 5-G-5,08	1845361	50	29.94
6	MDSTBVA 2,5/ 6-G-5,08	1845374	50	35.02
7	MDSTBVA 2,5/ 7-G-5,08	1845387	50	40.1
8	MDSTBVA 2,5/ 8-G-5,08	1845390	50	45.18
9	MDSTBVA 2,5/ 9-G-5,08	1845400	50	50.26
10	MDSTBVA 2,5/10-G-5,08	1845413	50	55.34
11	MDSTBVA 2,5/11-G-5,08	1845426	50	60.42
12	MDSTBVA 2,5/12-G-5,08	1845439	50	65.5

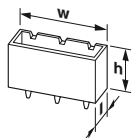


Technical data

Connection system / type of contact	CLASSIC COMBICON / Male connector		
Locking	without		
Electrical parameters			
Rated current	[A]	10	
Surge voltage category/degree of pollution		III/3	III / 2 II / 2
Rated insulation voltage	[V]	250	320 400
Rated surge voltage	[kV]	4	4 4
Approval data (UL/CUL)			
Use Group		B	C D
Nominal voltage/current	[V] / [A]	300 / 12	- 300 / 10
AWG			
		-	- -
General data			
Type of insulation material / insulation material group	PBT / IIIa		
Inflammability class in acc. with UL 94	V0		

PCB headers, Pitch: 5 mm

MDSTBV 2,5/...-GF, Linear pinning



Dimensions	[mm]
Solder pin length	3.9
Length l	23.7
Height h	22



Ordering data

No. of pos.	Type	Order No.	Pcs./ Pkt.	Width w [mm]
2	MDSTBV 2,5/ 2-GF	1846085	50	22.5
3	MDSTBV 2,5/ 3-GF	1846098	50	27.5
4	MDSTBV 2,5/ 4-GF	1846108	50	32.5
5	MDSTBV 2,5/ 5-GF	1846111	50	37.5
6	MDSTBV 2,5/ 6-GF	1846124	50	42.5
7	MDSTBV 2,5/ 7-GF	1846137	50	47.5
8	MDSTBV 2,5/ 8-GF	1846140	50	52.5
9	MDSTBV 2,5/ 9-GF	1846153	50	57.5
10	MDSTBV 2,5/10-GF	1846166	50	62.5
11	MDSTBV 2,5/11-GF	1846179	50	67.5
12	MDSTBV 2,5/12-GF	1846182	50	72.5



Technical data

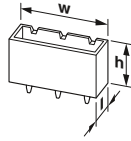
Connection system / type of contact	CLASSIC COMBICON / Male connector		
Locking	Threaded flange		
Electrical parameters			
Rated current	[A]	10	
Surge voltage category/degree of pollution		III/3	III / 2 II / 2
Rated insulation voltage	[V]	250	320 400
Rated surge voltage	[kV]	4	4 4
Approval data (UL/CUL)			
Use Group		B	C D
Nominal voltage/current	[V] / [A]	300 / 12	- 300 / 10
AWG			
		-	- -
General data			
Type of insulation material / insulation material group	PBT / IIIa		
Inflammability class in acc. with UL 94	V0		

PCB connectors

Conductor cross section up to 2.5 mm² (AWG 14)

PCB headers, Pitch: 5.08 mm

MDSTBV 2,5/...-GF, Linear pinning



Dimensions	[mm]
Solder pin length	3.9
Length l	23.7
Height h	22.1



Ordering data

No. of pos.	Type	Order No.	Pcs./ Pkt.	Width w [mm]
2	MDSTBV 2,5/ 2-GF-5,08	1845633	50	22.86
3	MDSTBV 2,5/ 3-GF-5,08	1845646	50	27.94
4	MDSTBV 2,5/ 4-GF-5,08	1845659	50	33.02
5	MDSTBV 2,5/ 5-GF-5,08	1845662	50	38.1
6	MDSTBV 2,5/ 6-GF-5,08	1845675	50	43.18
7	MDSTBV 2,5/ 7-GF-5,08	1845688	50	48.26
8	MDSTBV 2,5/ 8-GF-5,08	1845691	50	53.34
9	MDSTBV 2,5/ 9-GF-5,08	1845701	50	58.42
10	MDSTBV 2,5/10-GF-5,08	1845714	50	63.5
11	MDSTBV 2,5/11-GF-5,08	1845727	50	68.58
12	MDSTBV 2,5/12-GF-5,08	1845730	50	73.66

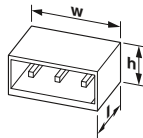


Technical data

Connection system / type of contact	CLASSIC COMBICON / Male connector		
Locking	Threaded flange		
Electrical parameters			
Rated current	[A]	10	
Surge voltage category/degree of pollution		III/3	III / 2
Rated insulation voltage	[V]	250	320
Rated surge voltage	[kV]	4	4
Approval data (UL/CUL)			
Use Group		B	C
Nominal voltage/current	[V] / [A]	300 / 12	300 / 10
AWG		-	-
General data			
Type of insulation material / insulation material group	PBT/IIIa / III		
Inflammability class in acc. with UL 94	V0		

PCB headers, Pitch: 5 mm

MDSTBW 2,5/...-G, Linear pinning



Dimensions	[mm]
Solder pin length	3.8
Length l	22.1
Height h	28



Ordering data

No. of pos.	Type	Order No.	Pcs./ Pkt.	Width w [mm]
2	MDSTBW 2,5/ 2-G	1802443	50	12.5
3	MDSTBW 2,5/ 3-G	1802427	50	17.5
4	MDSTBW 2,5/ 4-G	1846836	50	22.5
5	MDSTBW 2,5/ 5-G	1846849	50	27.5
6	MDSTBW 2,5/ 6-G	1846852	50	32.5
7	MDSTBW 2,5/ 7-G	1846865	50	37.5
8	MDSTBW 2,5/ 8-G	1846878	50	42.5
9	MDSTBW 2,5/ 9-G	1846881	50	47.5
10	MDSTBW 2,5/10-G	1846894	50	52.5
11	MDSTBW 2,5/11-G	1846904	50	57.5
12	MDSTBW 2,5/12-G	1846917	50	62.5

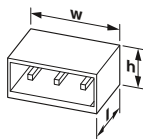


Technical data

Connection system / type of contact	CLASSIC COMBICON / Male connector		
Locking	without		
Electrical parameters			
Rated current	[A]	10	
Surge voltage category/degree of pollution		III/3	III / 2
Rated insulation voltage	[V]	250	320
Rated surge voltage	[kV]	4	4
Approval data (UL/CUL)			
Use Group		B	C
Nominal voltage/current	[V] / [A]	300 / 15	300 / 10
AWG		-	-
Approval data (CSA)			
Use Group		B	C
Nominal voltage/current	[V] / [A]	300 / 15	300 / 15
AWG		-	-
General data			
Type of insulation material / insulation material group	PBT / IIIa		
Inflammability class in acc. with UL 94	V0		

PCB headers, Pitch: 5.08 mm

MDSTBW 2,5/..-G, Linear pinning



Dimensions	[mm]
Solder pin length	3.8
Length l	22.1
Height h	28



Ordering data

No. of pos.	Type	Order No.	Pcs./ Pkt.	Width w [mm]
2	MDSTBW 2,5/ 2-G-5,08	1802430	50	12.71
3	MDSTBW 2,5/ 3-G-5,08	1802414	50	17.79
4	MDSTBW 2,5/ 4-G-5,08	1842238	50	22.87
5	MDSTBW 2,5/ 5-G-5,08	1840010	50	27.95
6	MDSTBW 2,5/ 6-G-5,08	1842254	50	33.03
7	MDSTBW 2,5/ 7-G-5,08	1842267	50	38.11
8	MDSTBW 2,5/ 8-G-5,08	1842270	50	43.19
9	MDSTBW 2,5/ 9-G-5,08	1842283	50	48.27
10	MDSTBW 2,5/10-G-5,08	1842296	50	53.35
11	MDSTBW 2,5/11-G-5,08	1842306	50	58.43
12	MDSTBW 2,5/12-G-5,08	1842319	50	63.51

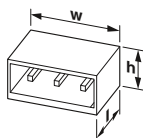


Technical data

Connection system / type of contact	CLASSIC COMBICON / Male connector		
Locking	without		
Electrical parameters			
Rated current	[A]	10	
Surge voltage category/degree of pollution		III/3	III / 2
Rated insulation voltage	[V]	250	320
Rated surge voltage	[kV]	4	4
Approval data (UL/CUL)			
Use Group		B	C
Nominal voltage/current	[V] / [A]	300 / 15	300 / 10
AWG		-	-
Approval data (CSA)			
Use Group		B	C
Nominal voltage/current	[V] / [A]	300 / 15	300 / 15
AWG		-	-
General data			
Type of insulation material / insulation material group		PBT / IIIa	
Inflammability class in acc. with UL 94		V0	

PCB headers, Pitch: 5 mm

MDSTB 2,5/..-G1, Linear pinning



Dimensions	[mm]
Solder pin length	3.5
Length l	22
Height h	29



Ordering data

No. of pos.	Type	Order No.	Pcs./ Pkt.	Width w [mm]
3	MDSTB 2,5/ 3-G1	1736687	50	16.56
4	MDSTB 2,5/ 4-G1	1736690	50	21.56
6	MDSTB 2,5/ 6-G1	1762732	50	31.56
7	MDSTB 2,5/ 7-G1	1762745	50	36.56
8	MDSTB 2,5/ 8-G1	1762758	50	41.56
9	MDSTB 2,5/ 9-G1	1762761	50	46.56
10	MDSTB 2,5/10-G1	1762774	50	51.56
11	MDSTB 2,5/11-G1	1762787	50	56.56
12	MDSTB 2,5/12-G1	1762790	50	61.56
13	MDSTB 2,5/13-G1	1762800	50	66.56
14	MDSTB 2,5/14-G1	1762813	50	71.56
15	MDSTB 2,5/15-G1	1762826	50	76.56
16	MDSTB 2,5/16-G1	1762839	50	81.56
17	MDSTB 2,5/17-G1	1762842	50	86.56
18	MDSTB 2,5/18-G1	1762855	50	91.56
19	MDSTB 2,5/19-G1	1762868	50	96.56
20	MDSTB 2,5/20-G1	1762871	50	101.56



Technical data

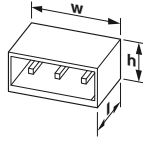
Connection system / type of contact	CLASSIC COMBICON / Male connector		
Locking	without		
Electrical parameters			
Rated current	[A]	10	
Surge voltage category/degree of pollution		III/3	III / 2
Rated insulation voltage	[V]	250	320
Rated surge voltage	[kV]	4	4
Approval data (UL/CUL)			
Use Group		B	C
Nominal voltage/current	[V] / [A]	300 / 15	300 / 10
AWG		-	-
Approval data (CSA)			
Use Group		B	C
Nominal voltage/current	[V] / [A]	300 / 10	300 / 10
AWG		-	-
General data			
Type of insulation material / insulation material group		PA / I	
Inflammability class in acc. with UL 94		V0	

PCB connectors

Conductor cross section up to 2.5 mm² (AWG 14)

PCB headers, Pitch: 5.08 mm

MDSTB 2,5/...-G1, Linear pinning



Dimensions	[mm]
Solder pin length	3.5
Length l	22
Height h	28.5



Ordering data

No. of pos.	Type	Order No.	Pcs./ Pkt.	Width w [mm]
2	MDSTB 2,5/ 2-G1-5,08	1938948	50	16.8
3	MDSTB 2,5/ 3-G1-5,08	1762376	50	16.8
4	MDSTB 2,5/ 4-G1-5,08	1736713	50	21.88
5	MDSTB 2,5/ 5-G1-5,08	1938951	50	26.96
6	MDSTB 2,5/ 6-G1-5,08	1762415	50	32.04
7	MDSTB 2,5/ 7-G1-5,08	1762428	50	37.12
8	MDSTB 2,5/ 8-G1-5,08	1762431	50	42.2
9	MDSTB 2,5/ 9-G1-5,08	1762444	50	47.28
10	MDSTB 2,5/10-G1-5,08	1762457	50	52.36
11	MDSTB 2,5/11-G1-5,08	1762460	50	57.44
12	MDSTB 2,5/12-G1-5,08	1762703	50	62.52
13	MDSTB 2,5/13-G1-5,08	1762473	50	67.6
14	MDSTB 2,5/14-G1-5,08	1762486	50	72.68
15	MDSTB 2,5/15-G1-5,08	1762499	50	77.76
16	MDSTB 2,5/16-G1-5,08	1762509	50	82.84
17	MDSTB 2,5/17-G1-5,08	1762512	50	87.92
18	MDSTB 2,5/18-G1-5,08	1762525	50	93
19	MDSTB 2,5/19-G1-5,08	1762538	50	98.08
20	MDSTB 2,5/20-G1-5,08	1762680	50	103.16

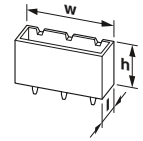



Technical data

Connection system / type of contact	CLASSIC COMBICON / Male connector		
Locking	without		
Electrical parameters			
Rated current	[A]	10	
Surge voltage category/degree of pollution		III/3	III / 2
Rated insulation voltage	[V]	250	320
Rated surge voltage	[kV]	4	4
Approval data (UL/CUL)			
Use Group		B	C
Nominal voltage/current	[V] / [A]	300 / 15	300 / 10
AWG		-	-
Approval data (CSA)			
Use Group		B	C
Nominal voltage/current	[V] / [A]	300 / 10	300 / 10
AWG		-	-
General data			
Type of insulation material / insulation material group		PA / I	
Inflammability class in acc. with UL 94		V0	

PCB headers, Pitch: 5 mm

MDSTBV 2,5/...-G1, Linear pinning



Dimensions	[mm]
Solder pin length	3.9
Length l	22
Height h	22



Ordering data

No. of pos.	Type	Order No.	Pcs./ Pkt.	Width w [mm]
3	MDSTBV 2,5/ 3-G1	1736726	50	16.56
4	MDSTBV 2,5/ 4-G1	1736739	50	21.56
6	MDSTBV 2,5/ 6-G1	1762884	50	26.56
7	MDSTBV 2,5/ 7-G1	1762897	50	36.56
8	MDSTBV 2,5/ 8-G1	1762907	50	41.56
9	MDSTBV 2,5/ 9-G1	1762910	50	46.56
10	MDSTBV 2,5/10-G1	1762923	50	51.56
11	MDSTBV 2,5/11-G1	1762936	50	56.56
12	MDSTBV 2,5/12-G1	1762949	50	61.56
13	MDSTBV 2,5/13-G1	1762952	50	66.56
14	MDSTBV 2,5/14-G1	1762965	50	71.56
15	MDSTBV 2,5/15-G1	1762978	50	76.56
16	MDSTBV 2,5/16-G1	1762981	50	81.56
17	MDSTBV 2,5/17-G1	1762994	50	86.56
18	MDSTBV 2,5/18-G1	1763016	50	91.56
19	MDSTBV 2,5/19-G1	1763029	50	96.56
20	MDSTBV 2,5/20-G1	1763139	50	101.56

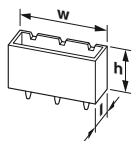


Technical data

Connection system / type of contact	CLASSIC COMBICON / Male connector		
Locking	without		
Electrical parameters			
Rated current	[A]	10	
Surge voltage category/degree of pollution		III/3	III / 2
Rated insulation voltage	[V]	250	320
Rated surge voltage	[kV]	4	4
Approval data (UL/CUL)			
Use Group		B	C
Nominal voltage/current	[V] / [A]	300 / 12	300 / 10
AWG		-	-
Approval data (CSA)			
Use Group		B	C
Nominal voltage/current	[V] / [A]	300 / 10	300 / 10
AWG		-	-
General data			
Type of insulation material / insulation material group		PA / I	
Inflammability class in acc. with UL 94		V0	

PCB headers, Pitch: 5.08 mm

MDSTBV 2,5/...-G1, Linear pinning



Dimensions	[mm]
Solder pin length	3.9
Length l	22
Height h	22



Ordering data

No. of pos.	Type	Order No.	Pcs./ Pkt.	Width w [mm]
3	MDSTBV 2,5/ 3-G1-5,08	1736742	50	16.8
4	MDSTBV 2,5/ 4-G1-5,08	1736755	50	21.88
6	MDSTBV 2,5/ 6-G1-5,08	1762541	50	32.04
7	MDSTBV 2,5/ 7-G1-5,08	1762554	50	37.12
8	MDSTBV 2,5/ 8-G1-5,08	1762567	50	42.2
9	MDSTBV 2,5/ 9-G1-5,08	1762570	50	47.28
10	MDSTBV 2,5/10-G1-5,08	1762583	50	52.36
11	MDSTBV 2,5/11-G1-5,08	1762596	50	57.44
12	MDSTBV 2,5/12-G1-5,08	1762606	50	62.52
13	MDSTBV 2,5/13-G1-5,08	1762619	50	67.6
14	MDSTBV 2,5/14-G1-5,08	1762622	50	72.68
15	MDSTBV 2,5/15-G1-5,08	1762635	50	77.76
16	MDSTBV 2,5/16-G1-5,08	1762648	50	82.84
17	MDSTBV 2,5/17-G1-5,08	1762651	50	87.92
18	MDSTBV 2,5/18-G1-5,08	1762664	50	93
19	MDSTBV 2,5/19-G1-5,08	1762677	50	98.08
20	MDSTBV 2,5/20-G1-5,08	1762693	50	103.16

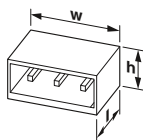


Technical data

Connection system / type of contact	CLASSIC COMBICON / Male connector		
Locking	without		
Electrical parameters			
Rated current	[A]	10	
Surge voltage category/degree of pollution		III / 3	III / 2
Rated insulation voltage	[V]	250	320
Rated surge voltage	[kV]	4	4
Approval data (UL/CUL)			
Use Group		B	C
Nominal voltage/current	[V] / [A]	300 / 12	300 / 10
AWG		-	-
Approval data (CSA)			
Use Group		B	C
Nominal voltage/current	[V] / [A]	300 / 10	300 / 10
AWG		-	-
General data			
Type of insulation material / insulation material group		PA / I	
Inflammability class in acc. with UL 94		V0	

PCB headers, Pitch: 7.5 mm

GMSTB 2,5/...-G, Linear pinning



Dimensions	[mm]
Solder pin length	3.5
Length l	12
Height h	8.6



Ordering data

No. of pos.	Type	Order No.	Pcs./ Pkt.	Width w [mm]
2	GMSTB 2,5/ 2-G	1766013	50	13.2
3	GMSTB 2,5/ 3-G	1766026	50	20.7
4	GMSTB 2,5/ 4-G	1766039	50	28.2
5	GMSTB 2,5/ 5-G	1766042	50	35.7
6	GMSTB 2,5/ 6-G	1766055	50	43.2
7	GMSTB 2,5/ 7-G	1766068	50	50.7
8	GMSTB 2,5/ 8-G	1766071	50	58.2
9	GMSTB 2,5/ 9-G	1766084	50	65.7
10	GMSTB 2,5/10-G	1766097	50	73.2
11	GMSTB 2,5/11-G	1766107	50	80.7
12	GMSTB 2,5/12-G	1766110	50	88.2



Technical data

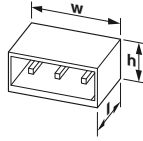
Connection system / type of contact	CLASSIC COMBICON / Male connector		
Locking	without		
Electrical parameters			
Rated current	[A]	12	
Surge voltage category/degree of pollution		III / 3	III / 2
Rated insulation voltage	[V]	400	630
Rated surge voltage	[kV]	6	6
Approval data (UL/CUL)			
Use Group		B	C
Nominal voltage/current	[V] / [A]	300 / 15	300 / 10
AWG		-	-
Approval data (CSA)			
Use Group		B	C
Nominal voltage/current	[V] / [A]	300 / 10	300 / 10
AWG		-	-
General data			
Type of insulation material / insulation material group		PA / I	
Inflammability class in acc. with UL 94		V0	

PCB connectors

Conductor cross section up to 2.5 mm² (AWG 14)

PCB headers, Pitch: 7.62 mm

GMSTB 2,5/...-G, Linear pinning



Dimensions	[mm]
Solder pin length	3.2
Length l	12
Height h	8.6



Ordering data

No. of pos.	Type	Order No.	Pcs./ Pkt.	Width w [mm]
2	GMSTB 2,5/ 2-G-7,62	1766123	50	13.44
3	GMSTB 2,5/ 3-G-7,62	1766136	50	21.06
4	GMSTB 2,5/ 4-G-7,62	1766149	50	28.68
5	GMSTB 2,5/ 5-G-7,62	1766152	50	36.3
6	GMSTB 2,5/ 6-G-7,62	1766165	50	43.92
7	GMSTB 2,5/ 7-G-7,62	1766178	50	51.54
8	GMSTB 2,5/ 8-G-7,62	1766181	50	59.16
9	GMSTB 2,5/ 9-G-7,62	1766194	50	66.78
10	GMSTB 2,5/10-G-7,62	1766204	50	74.4
11	GMSTB 2,5/11-G-7,62	1766217	50	82.02
12	GMSTB 2,5/12-G-7,62	1766220	50	89.64

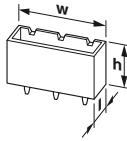


Technical data

Connection system / type of contact	CLASSIC COMBICON / Male connector		
Locking	without		
Electrical parameters			
Rated current	[A]	12	
Surge voltage category/degree of pollution		III/3	III / 2
Rated insulation voltage	[V]	400	630
Rated surge voltage	[kV]	6	6
Approval data (UL/CUL)			
Use Group		B	C
Nominal voltage/current	[V] / [A]	300 / 15	300 / 10
AWG		-	-
Approval data (CSA)			
Use Group		B	C
Nominal voltage/current	[V] / [A]	300 / 10	300 / 10
AWG		-	-
General data			
Type of insulation material / insulation material group		PA / I	
Inflammability class in acc. with UL 94		V0	

PCB headers, Pitch: 7.5 mm

GMSTBV 2,5/...-G, Linear pinning



Dimensions	[mm]
Solder pin length	3.9
Length l	8.6
Height h	12



Ordering data

No. of pos.	Type	Order No.	Pcs./ Pkt.	Width w [mm]
2	GMSTBV 2,5/ 2-G	1766453	50	13.2
3	GMSTBV 2,5/ 3-G	1766466	50	20.7
4	GMSTBV 2,5/ 4-G	1766479	50	28.2
5	GMSTBV 2,5/ 5-G	1766482	50	35.7
6	GMSTBV 2,5/ 6-G	1766495	50	43.2
7	GMSTBV 2,5/ 7-G	1766505	50	50.7
8	GMSTBV 2,5/ 8-G	1766518	50	58.2
9	GMSTBV 2,5/ 9-G	1766521	50	65.7
10	GMSTBV 2,5/10-G	1766534	50	73.2
11	GMSTBV 2,5/11-G	1766547	50	80.7
12	GMSTBV 2,5/12-G	1766550	50	88.2

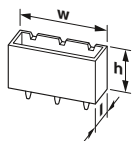


Technical data

Connection system / type of contact	CLASSIC COMBICON / Male connector		
Locking	without		
Electrical parameters			
Rated current	[A]	12	
Surge voltage category/degree of pollution		III/3	III / 2
Rated insulation voltage	[V]	400	630
Rated surge voltage	[kV]	6	6
Approval data (UL/CUL)			
Use Group		B	C
Nominal voltage/current	[V] / [A]	300 / 15	300 / 10
AWG		-	-
Approval data (CSA)			
Use Group		B	C
Nominal voltage/current	[V] / [A]	300 / 10	300 / 10
AWG		-	-
General data			
Type of insulation material / insulation material group		PA / I	
Inflammability class in acc. with UL 94		V0	

PCB headers, Pitch: 7.62 mm

GMSTBV 2,5/..-G, Linear pinning



Dimensions	[mm]
Solder pin length	3.9
Length l	8.6
Height h	12



Ordering data

No. of pos.	Type	Order No.	Pcs./ Pkt.	Width w [mm]
2	GMSTBV 2,5/ 2-G-7,62	1766563	50	13.44
3	GMSTBV 2,5/ 3-G-7,62	1766576	50	21.06
4	GMSTBV 2,5/ 4-G-7,62	1766589	50	28.68
5	GMSTBV 2,5/ 5-G-7,62	1766592	50	36.3
6	GMSTBV 2,5/ 6-G-7,62	1766602	50	43.92
7	GMSTBV 2,5/ 7-G-7,62	1766615	50	51.54
8	GMSTBV 2,5/ 8-G-7,62	1766628	50	59.16
9	GMSTBV 2,5/ 9-G-7,62	1766631	50	66.78
10	GMSTBV 2,5/10-G-7,62	1766644	50	74.4
11	GMSTBV 2,5/11-G-7,62	1766657	50	82.02
12	GMSTBV 2,5/12-G-7,62	1767119	50	89.64

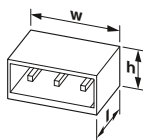


Technical data

Connection system / type of contact	CLASSIC COMBICON / Male connector		
Locking	without		
Electrical parameters			
Rated current	[A]	12	
Surge voltage category/degree of pollution		III/3	III / 2 II / 2
Rated insulation voltage	[V]	400	630 630
Rated surge voltage	[kV]	6	6 6
Approval data (UL/CUL)			
Use Group		B	C D
Nominal voltage/current	[V] / [A]	300 / 15	- 300 / 10
AWG		-	- -
Approval data (CSA)			
Use Group		B	C D
Nominal voltage/current	[V] / [A]	300 / 10	- 300 / 10
AWG		-	- -
General data			
Type of insulation material / insulation material group		PA / I	
Inflammability class in acc. with UL 94		V0	

PCB headers, Pitch: 7.5 mm

GMSTBA 2,5/..-G, Linear pinning



Dimensions	[mm]
Solder pin length	3.5
Length l	12
Height h	8.6



Ordering data

No. of pos.	Type	Order No.	Pcs./ Pkt.	Width w [mm]
2	GMSTBA 2,5/ 2-G	1766343	250	15
3	GMSTBA 2,5/ 3-G	1766356	250	22.5
4	GMSTBA 2,5/ 4-G	1766369	250	30
5	GMSTBA 2,5/ 5-G	1766372	250	37.5
6	GMSTBA 2,5/ 6-G	1766385	100	45
7	GMSTBA 2,5/ 7-G	1766398	100	52.5
8	GMSTBA 2,5/ 8-G	1766408	100	60
9	GMSTBA 2,5/ 9-G	1766411	100	67.5
10	GMSTBA 2,5/10-G	1766424	100	75
11	GMSTBA 2,5/11-G	1766437	50	82.5
12	GMSTBA 2,5/12-G	1766440	50	90



Technical data

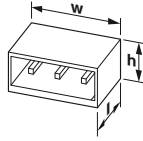
Connection system / type of contact	CLASSIC COMBICON / Male connector		
Locking	without		
Electrical parameters			
Rated current	[A]	12	
Surge voltage category/degree of pollution		III/3	III / 2 II / 2
Rated insulation voltage	[V]	400	630 630
Rated surge voltage	[kV]	6	6 6
Approval data (UL/CUL)			
Use Group		B	C D
Nominal voltage/current	[V] / [A]	300 / 15	- 300 / 10
AWG		-	- -
Approval data (CSA)			
Use Group		B	C D
Nominal voltage/current	[V] / [A]	300 / 10	- 300 / 10
AWG		-	- -
General data			
Type of insulation material / insulation material group		PA / I	
Inflammability class in acc. with UL 94		V0	

PCB connectors

Conductor cross section up to 2.5 mm² (AWG 14)

PCB headers, Pitch: 7.62 mm

GMSTBA 2,5/...-G, Linear pinning



Dimensions	[mm]
Solder pin length	3.2
Length l	12
Height h	8.6



Ordering data

No. of pos.	Type	Order No.	Pcs./ Pkt.	Width w [mm]
2	GMSTBA 2,5/ 2-G-7,62	1766233	250	15.24
3	GMSTBA 2,5/ 3-G-7,62	1766246	250	22.86
4	GMSTBA 2,5/ 4-G-7,62	1766259	250	30.48
5	GMSTBA 2,5/ 5-G-7,62	1766262	250	38.1
6	GMSTBA 2,5/ 6-G-7,62	1766275	100	45.72
7	GMSTBA 2,5/ 7-G-7,62	1766288	100	53.34
8	GMSTBA 2,5/ 8-G-7,62	1766291	100	60.96
9	GMSTBA 2,5/ 9-G-7,62	1766301	100	68.58
10	GMSTBA 2,5/10-G-7,62	1766314	100	76.2
11	GMSTBA 2,5/11-G-7,62	1766327	50	83.82
12	GMSTBA 2,5/12-G-7,62	1766330	50	91.44

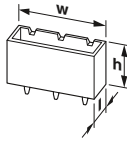


Technical data

Connection system / type of contact	CLASSIC COMBICON / Male connector		
Locking	without		
Electrical parameters			
Rated current	[A]	12	
Surge voltage category/degree of pollution		III / 3	III / 2
Rated insulation voltage	[V]	400	630
Rated surge voltage	[kV]	6	6
Approval data (UL/CUL)			
Use Group		B	C
Nominal voltage/current	[V] / [A]	300 / 15	300 / 10
AWG		-	-
Approval data (CSA)			
Use Group		B	C
Nominal voltage/current	[V] / [A]	300 / 10	300 / 10
AWG		-	-
General data			
Type of insulation material / insulation material group		PA / I	
Inflammability class in acc. with UL 94		V0	

PCB headers, Pitch: 7.5 mm

GMSTBVA 2,5/...-G, Linear pinning



Dimensions	[mm]
Solder pin length	3.9
Length l	8.57
Height h	12



Ordering data

No. of pos.	Type	Order No.	Pcs./ Pkt.	Width w [mm]
2	GMSTBVA 2,5/ 2-G	1766660	250	14.95
3	GMSTBVA 2,5/ 3-G	1766673	250	22.45
4	GMSTBVA 2,5/ 4-G	1766686	250	29.95
5	GMSTBVA 2,5/ 5-G	1766699	250	37.45
6	GMSTBVA 2,5/ 6-G	1766709	100	44.95
7	GMSTBVA 2,5/ 7-G	1766712	100	52.45
8	GMSTBVA 2,5/ 8-G	1766725	100	59.95
9	GMSTBVA 2,5/ 9-G	1766738	100	67.45
10	GMSTBVA 2,5/10-G	1766741	100	74.95
11	GMSTBVA 2,5/11-G	1766754	50	82.45
12	GMSTBVA 2,5/12-G	1766767	50	89.95

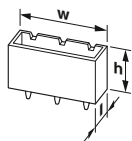


Technical data

Connection system / type of contact	CLASSIC COMBICON / Male connector		
Locking	without		
Electrical parameters			
Rated current	[A]	12	
Surge voltage category/degree of pollution		III / 3	III / 2
Rated insulation voltage	[V]	400	630
Rated surge voltage	[kV]	6	6
Approval data (UL/CUL)			
Use Group		B	C
Nominal voltage/current	[V] / [A]	300 / 15	300 / 10
AWG		-	-
Approval data (CSA)			
Use Group		B	C
Nominal voltage/current	[V] / [A]	300 / 10	300 / 10
AWG		-	-
General data			
Type of insulation material / insulation material group		PA / I	
Inflammability class in acc. with UL 94		V0	

PCB headers, Pitch: 7.62 mm

GMSTBVA 2,5/...-G, Linear pinning



Dimensions	[mm]
Solder pin length	3.9
Length l	8.6
Height h	12



Ordering data

No. of pos.	Type	Order No.	Pcs./ Pkt.	Width w [mm]
2	GMSTBVA 2,5/ 2-G-7,62	1766770	250	15.24
3	GMSTBVA 2,5/ 3-G-7,62	1766783	250	22.86
4	GMSTBVA 2,5/ 4-G-7,62	1766796	250	30.48
5	GMSTBVA 2,5/ 5-G-7,62	1766806	250	38.1
6	GMSTBVA 2,5/ 6-G-7,62	1766819	100	45.72
7	GMSTBVA 2,5/ 7-G-7,62	1766822	100	53.34
8	GMSTBVA 2,5/ 8-G-7,62	1766835	100	60.96
9	GMSTBVA 2,5/ 9-G-7,62	1766848	100	68.58
10	GMSTBVA 2,5/10-G-7,62	1766851	100	76.2
11	GMSTBVA 2,5/11-G-7,62	1766864	50	83.82
12	GMSTBVA 2,5/12-G-7,62	1766877	50	91.44

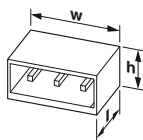


Technical data

Connection system / type of contact	CLASSIC COMBICON / Male connector		
Locking	without		
Electrical parameters			
Rated current	[A]	12	
Surge voltage category/degree of pollution		III / 3	III / 2
Rated insulation voltage	[V]	400	630
Rated surge voltage	[kV]	6	6
Approval data (UL/CUL)			
Use Group		B	C
Nominal voltage/current	[V] / [A]	300 / 15	300 / 10
AWG		-	-
Approval data (CSA)			
Use Group		B	C
Nominal voltage/current	[V] / [A]	300 / 10	300 / 10
AWG		-	-
General data			
Type of insulation material / insulation material group		PA / I	
Inflammability class in acc. with UL 94		V0	

PCB headers, Pitch: 7.62 mm

GMSTB 2,5/...-GF-EX, Linear pinning



Dimensions	[mm]
Solder pin length	3.2
Length l	2
Height h	9



Ordering data

No. of pos.	Type	Order No.	Pcs./ Pkt.	Width w [mm]
2	GMSTB 2,5/ 2-GF-7,62 EX	1795886	50	25.82
3	GMSTB 2,5/ 3-GF-7,62 EX	1795899	50	25.82
4	GMSTB 2,5/ 4-GF-7,62 EX	1795909	50	33.44
5	GMSTB 2,5/ 5-GF-7,62 EX	1795912	50	41.06
6	GMSTB 2,5/ 6-GF-7,62 EX	1795925	50	48.68
7	GMSTB 2,5/ 7-GF-7,62 EX	1795938	50	56.3
8	GMSTB 2,5/ 8-GF-7,62 EX	1795941	50	63.92
9	GMSTB 2,5/ 9-GF-7,62 EX	1795954	50	71.54
10	GMSTB 2,5/10-GF-7,62 EX	1795967	50	79.16
11	GMSTB 2,5/11-GF-7,62 EX	1795970	50	86.78
12	GMSTB 2,5/12-GF-7,62 EX	1795983	50	102.02



Technical data

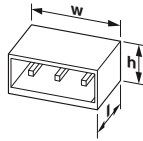
Connection system / type of contact	CLASSIC COMBICON (EX) / Male connector		
Locking	Threaded flange		
Ex marking	0344 Ex II 2GD Ex e IIC Gb		
Examination certificate	KEMA 10ATEX0196 U		
IECEx certificate	IECEx KEM 10.0093U		
Electrical parameters			
Rated current	[A]	12	
Rated voltage	[V]	352	
General data			
Type of insulation material / insulation material group		PA / I	
Inflammability class in acc. with UL 94		V0	

PCB connectors

Conductor cross section up to 2.5 mm² (AWG 14)

PCB headers, Pitch: 7.62 mm

GMSTBV 2,5/...-GF-EX, Linear pinning



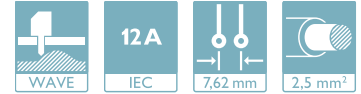
Dimensions	[mm]
Solder pin length	3.9
Length l	12
Height h	8.6



UL ENEC EAC Ex

Ordering data

No. of pos.	Type	Order No.	Pcs./ Pkt.	Width w [mm]
2	GMSTBV 2,5/ 2-GF-7,62 EX	1796665	50	25.82
3	GMSTBV 2,5/ 3-GF-7,62 EX	1796678	50	33.44
4	GMSTBV 2,5/ 4-GF-7,62 EX	1796681	50	41.06
5	GMSTBV 2,5/ 5-GF-7,62 EX	1796694	50	48.68
6	GMSTBV 2,5/ 6-GF-7,62 EX	1796704	50	56.3
7	GMSTBV 2,5/ 7-GF-7,62 EX	1796717	50	63.92
8	GMSTBV 2,5/ 8-GF-7,62 EX	1796720	50	71.54
9	GMSTBV 2,5/ 9-GF-7,62 EX	1796733	50	79.16
10	GMSTBV 2,5/10-GF-7,62 EX	1796746	50	86.78
11	GMSTBV 2,5/11-GF-7,62 EX	1796759	50	94.4
12	GMSTBV 2,5/12-GF-7,62 EX	1796762	50	102.02

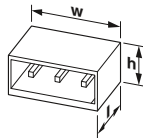


Technical data

Connection system / type of contact	CLASSIC COMBICON / Male connector
Locking	Threaded flange
Ex marking	0344 Ex II 2GD Ex e IIC Gb
Examination certificate	KEMA 10ATEX0196 U
IECEx certificate	IECEx KEM 10.0093U
Electrical parameters	
Rated current	[A] 12
Rated voltage	[V] 352
General data	
Type of insulation material / insulation material group	PA / I
Inflammability class in acc. with UL 94	V0

PCB headers, Pitch: 5.08 mm

IC 2,5/...-G, Linear pinning



Dimensions	[mm]
Solder pin length	3.5
Length l	18.9
Height h	10.2



UL ENEC CB

Ordering data

No. of pos.	Type	Order No.	Pcs./ Pkt.	Width w [mm]
2	IC 2,5/ 2-G-5,08	1786404	50	12.16
3	IC 2,5/ 3-G-5,08	1786417	50	17.24
4	IC 2,5/ 4-G-5,08	1786420	50	22.32
5	IC 2,5/ 5-G-5,08	1786433	50	27.4
6	IC 2,5/ 6-G-5,08	1786446	50	32.48
7	IC 2,5/ 7-G-5,08	1786459	50	37.56
8	IC 2,5/ 8-G-5,08	1786462	50	42.64
9	IC 2,5/ 9-G-5,08	1786475	50	47.72
10	IC 2,5/10-G-5,08	1786488	50	52.8
11	IC 2,5/11-G-5,08	1786491	50	57.88
12	IC 2,5/12-G-5,08	1786501	50	62.96
13	IC 2,5/13-G-5,08	1786514	50	68.04
14	IC 2,5/14-G-5,08	1786527	50	73.12
15	IC 2,5/15-G-5,08	1786530	50	78.2
16	IC 2,5/16-G-5,08	1786543	50	83.28
17	IC 2,5/17-G-5,08	1786556	50	88.36
18	IC 2,5/18-G-5,08	1786569	50	93.44
19	IC 2,5/19-G-5,08	1786572	50	98.52
20	IC 2,5/20-G-5,08	1786585	50	103.6
21	IC 2,5/21-G-5,08	1786598	50	108.68
22	IC 2,5/22-G-5,08	1786608	50	113.76
23	IC 2,5/23-G-5,08	1786611	50	118.84
24	IC 2,5/24-G-5,08	1786624	50	123.92

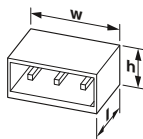


Technical data

Connection system / type of contact	CLASSIC COMBICON / Female connector		
Locking	without		
Electrical parameters			
Rated current	[A]	12	
Surge voltage category/degree of pollution		III / 2	II / 2
Rated insulation voltage	[V]	320	630
Rated surge voltage	[kV]	4	4
Approval data (UL/CUL)			
Use Group		B	C D
Nominal voltage/current	[V] / [A]	250 / 12	300 / 10
AWG		-	-
Approval data (CSA)			
Use Group		B	C D
Nominal voltage/current	[V] / [A]	300 / 10	300 / 10
AWG		-	-
General data			
Type of insulation material / insulation material group		PA / I	
Inflammability class in acc. with UL 94		V0	

PCB headers, Pitch: 5.08 mm

IC 2,5/..-GF, Linear pinning



Dimensions	[mm]
Solder pin length	3.5
Length l	18.9
Height h	10.2



Ordering data

No. of pos.	Type	Order No.	Pcs./ Pkt.	Width w [mm]
2	IC 2,5/ 2-GF-5,08	1825129	50	20.28
3	IC 2,5/ 3-GF-5,08	1825132	50	25.36
4	IC 2,5/ 4-GF-5,08	1825145	50	30.44
5	IC 2,5/ 5-GF-5,08	1825158	50	35.52
6	IC 2,5/ 6-GF-5,08	1825161	50	40.6
7	IC 2,5/ 7-GF-5,08	1825174	50	45.68
8	IC 2,5/ 8-GF-5,08	1825187	50	50.76
9	IC 2,5/ 9-GF-5,08	1825190	50	55.84
10	IC 2,5/10-GF-5,08	1825200	50	60.92
11	IC 2,5/11-GF-5,08	1825213	50	66
12	IC 2,5/12-GF-5,08	1825226	50	71.08
13	IC 2,5/13-GF-5,08	1825239	50	76.16
14	IC 2,5/14-GF-5,08	1825242	50	81.24
15	IC 2,5/15-GF-5,08	1825255	50	86.32
16	IC 2,5/16-GF-5,08	1825268	50	91.4
17	IC 2,5/17-GF-5,08	1825271	50	96.48
18	IC 2,5/18-GF-5,08	1825284	50	101.56
19	IC 2,5/19-GF-5,08	1825297	50	106.64
20	IC 2,5/20-GF-5,08	1825307	50	111.72

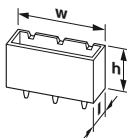


Technical data

Connection system / type of contact	CLASSIC COMBICON / Female connector		
Locking	Threaded flange		
Electrical parameters			
Rated current	[A]	12	
Surge voltage category/degree of pollution		III / 3	III / 2
Rated insulation voltage	[V]	320	320
Rated surge voltage	[kV]	4	4
Approval data (UL/CUL)			
Use Group		B	C
Nominal voltage/current	[V] / [A]	250 / 12	300 / 10
AWG		-	-
Approval data (CSA)			
Use Group		B	C
Nominal voltage/current	[V] / [A]	300 / 10	300 / 10
AWG		-	-
General data			
Type of insulation material / insulation material group		PA / I	
Inflammability class in acc. with UL 94		V0	

PCB headers, Pitch: 5.08 mm

ICV 2,5/..-G, Linear pinning



Dimensions	[mm]
Solder pin length	3.5
Length l	10.2
Height h	18.9



Ordering data

No. of pos.	Type	Order No.	Pcs./ Pkt.	Width w [mm]
2	ICV 2,5/ 2-G-5,08	1785942	50	12.16
3	ICV 2,5/ 3-G-5,08	1785955	50	17.24
4	ICV 2,5/ 4-G-5,08	1785968	50	22.32
5	ICV 2,5/ 5-G-5,08	1785971	50	27.4
6	ICV 2,5/ 6-G-5,08	1785984	50	32.48
7	ICV 2,5/ 7-G-5,08	1785997	50	37.56
8	ICV 2,5/ 8-G-5,08	1786006	50	42.64
9	ICV 2,5/ 9-G-5,08	1786019	50	47.72
10	ICV 2,5/10-G-5,08	1786022	50	52.8
11	ICV 2,5/11-G-5,08	1786035	50	57.88
12	ICV 2,5/12-G-5,08	1786048	50	62.96
13	ICV 2,5/13-G-5,08	1786051	50	68.04
14	ICV 2,5/14-G-5,08	1786064	50	73.12
15	ICV 2,5/15-G-5,08	1786077	50	78.2
16	ICV 2,5/16-G-5,08	1786080	50	83.28
17	ICV 2,5/17-G-5,08	1786093	50	88.36
18	ICV 2,5/18-G-5,08	1786103	50	93.44
19	ICV 2,5/19-G-5,08	1786116	50	98.52
20	ICV 2,5/20-G-5,08	1786129	50	103.6
21	ICV 2,5/21-G-5,08	1786132	50	108.68
22	ICV 2,5/22-G-5,08	1786145	50	113.76
23	ICV 2,5/23-G-5,08	1786158	50	118.84
24	ICV 2,5/24-G-5,08	1786161	50	123.92



Technical data

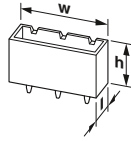
Connection system / type of contact	CLASSIC COMBICON / Female connector		
Locking	without		
Electrical parameters			
Rated current	[A]	12	
Surge voltage category/degree of pollution		III / 3	III / 2
Rated insulation voltage	[V]	320	630
Rated surge voltage	[kV]	4	4
Approval data (UL/CUL)			
Use Group		B	C
Nominal voltage/current	[V] / [A]	250 / 12	300 / 10
AWG		-	-
Approval data (CSA)			
Use Group		B	C
Nominal voltage/current	[V] / [A]	300 / 10	300 / 10
AWG		-	-
General data			
Type of insulation material / insulation material group		PA / I	
Inflammability class in acc. with UL 94		V0	

PCB connectors

Conductor cross section up to 2.5 mm² (AWG 14)

PCB headers, Pitch: 5.08 mm

ICV 2,5/..-GF, Linear pinning



Dimensions	[mm]
Solder pin length	3.5
Length l	10.2
Height h	19



Ordering data

No. of pos.	Type	Order No.	Pcs./ Pkt.	Width w [mm]
2	ICV 2,5/ 2-GF-5,08	1825695	50	20.28
3	ICV 2,5/ 3-GF-5,08	1825705	50	25.36
4	ICV 2,5/ 4-GF-5,08	1825718	50	30.44
5	ICV 2,5/ 5-GF-5,08	1825721	50	35.52
6	ICV 2,5/ 6-GF-5,08	1825734	50	40.6
7	ICV 2,5/ 7-GF-5,08	1825747	50	45.68
8	ICV 2,5/ 8-GF-5,08	1825750	50	50.76
9	ICV 2,5/ 9-GF-5,08	1825763	50	55.84
10	ICV 2,5/10-GF-5,08	1825776	50	60.92
11	ICV 2,5/11-GF-5,08	1825789	50	66
12	ICV 2,5/12-GF-5,08	1825792	50	71.08
13	ICV 2,5/13-GF-5,08	1825802	50	76.16
14	ICV 2,5/14-GF-5,08	1825815	50	81.24
15	ICV 2,5/15-GF-5,08	1825828	50	86.32
16	ICV 2,5/16-GF-5,08	1825831	50	91.4
17	ICV 2,5/17-GF-5,08	1825844	50	96.48
18	ICV 2,5/18-GF-5,08	1825857	50	101.56
19	ICV 2,5/19-GF-5,08	1825860	50	106.64
20	ICV 2,5/20-GF-5,08	1825873	50	111.72

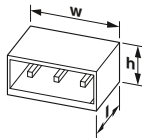


Technical data

Connection system / type of contact	CLASSIC COMBICON / Female connector		
Locking	Threaded flange		
Electrical parameters			
Rated current	[A]	12	
Surge voltage category/degree of pollution		III/3	III / 2
Rated insulation voltage	[V]	320	320
Rated surge voltage	[kV]	4	4
Approval data (UL/CUL)			
Use Group		B	C
Nominal voltage/current	[V] / [A]	250 / 12	300 / 10
AWG		-	-
Approval data (CSA)			
Use Group		B	C
Nominal voltage/current	[V] / [A]	300 / 10	300 / 10
AWG		-	-
General data			
Type of insulation material / insulation material group		PA / I	
Inflammability class in acc. with UL 94		V0	

PCB headers, Pitch: 5.08 mm

IC 2,5/..-GF-EX, Linear pinning

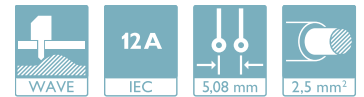


Dimensions	[mm]
Solder pin length	3.5
Length l	19
Height h	10.2



Ordering data

No. of pos.	Type	Order No.	Pcs./ Pkt.	Width w [mm]
2	IC 2,5/ 2-GF-5,08 EX	1810337	50	20.28
3	IC 2,5/ 3-GF-5,08 EX	1810340	50	25.36
4	IC 2,5/ 4-GF-5,08 EX	1810353	50	30.44
5	IC 2,5/ 5-GF-5,08 EX	1810366	50	35.52
6	IC 2,5/ 6-GF-5,08 EX	1810379	50	40.6
7	IC 2,5/ 7-GF-5,08 EX	1810382	50	45.68
8	IC 2,5/ 8-GF-5,08 EX	1810395	50	50.76
9	IC 2,5/ 9-GF-5,08 EX	1810405	50	55.84
10	IC 2,5/10-GF-5,08 EX	1810418	50	60.92
11	IC 2,5/11-GF-5,08 EX	1810421	50	66
12	IC 2,5/12-GF-5,08 EX	1810434	50	71.08

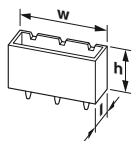


Technical data

Connection system / type of contact	CLASSIC COMBICON / Female connector		
Locking	Threaded flange		
Ex marking	0344 Ex II 2GD Ex e IIC Gb		
Examination certificate	KEMA 10ATEX0196 U		
IECEx certificate	IECEx KEM 10.0093U		
Electrical parameters			
Rated current	[A]	12	
Rated voltage	[V]	176	
General data			
Type of insulation material / insulation material group		PA / I	
Inflammability class in acc. with UL 94		V0	

PCB headers, Pitch: 5.08 mm

ICV 2,5/..-GF-EX, Linear pinning



Dimensions	[mm]
Solder pin length	3.6
Length l	10.2
Height h	19

UL ENEC EAC Ex

Ordering data

No. of pos.	Type	Order No.	Pcs./ Pkt.	Width w [mm]
2	ICV 2,5/ 2-GF-5,08 EX	1810447	50	20.28
3	ICV 2,5/ 3-GF-5,08 EX	1810450	50	25.36
4	ICV 2,5/ 4-GF-5,08 EX	1810463	50	30.44
5	ICV 2,5/ 5-GF-5,08 EX	1810476	50	35.52
6	ICV 2,5/ 6-GF-5,08 EX	1810489	50	40.6
7	ICV 2,5/ 7-GF-5,08 EX	1810492	50	45.68
8	ICV 2,5/ 8-GF-5,08 EX	1810502	50	50.76
9	ICV 2,5/ 9-GF-5,08 EX	1810515	50	55.84
10	ICV 2,5/10-GF-5,08 EX	1810528	50	60.92
11	ICV 2,5/11-GF-5,08 EX	1810531	50	66
12	ICV 2,5/12-GF-5,08 EX	1810544	50	71.08

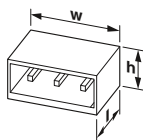


Technical data

Connection system / type of contact	CLASSIC COMBICON / Female connector
Locking	Threaded flange
Ex marking	0344 Ex II 2GD Ex e IIC Gb
Examination certificate	KEMA 10ATEX0196 U
IECEx certificate	IECEx KEM 10.0093U
Electrical parameters	
Rated current	[A] 12
Rated voltage	[V] 176
General data	
Type of insulation material / insulation material group	PA / I
Inflammability class in acc. with UL 94	V0

PCB headers, Pitch: 7.62 mm

GIC 2,5/..-G, Linear pinning



Dimensions	[mm]
Solder pin length	3.5
Length l	19
Height h	10.2

UL ENEC CB

Ordering data

No. of pos.	Type	Order No.	Pcs./ Pkt.	Width w [mm]
2	GIC 2,5/ 2-G-7,62	1828676	50	15.14
3	GIC 2,5/ 3-G-7,62	1828689	50	22.76
4	GIC 2,5/ 4-G-7,62	1828692	50	30.38
5	GIC 2,5/ 5-G-7,62	1828702	50	38
6	GIC 2,5/ 6-G-7,62	1828715	50	45.62
7	GIC 2,5/ 7-G-7,62	1828728	50	53.24
8	GIC 2,5/ 8-G-7,62	1828731	50	60.86
9	GIC 2,5/ 9-G-7,62	1828744	50	68.48
10	GIC 2,5/10-G-7,62	1828757	50	76.1
11	GIC 2,5/11-G-7,62	1828760	50	83.72
12	GIC 2,5/12-G-7,62	1828773	50	91.34



Technical data

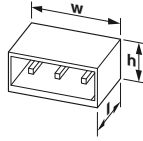
Connection system / type of contact	CLASSIC COMBICON / Female connector		
Locking	without		
Electrical parameters			
Rated current	[A]	12	
Surge voltage category/degree of pollution		III / 3	II / 2
Rated insulation voltage	[V]	500	630
Rated surge voltage	[kV]	6	6
Approval data (UL/CUL)			
Use Group		B	C
Nominal voltage/current	[V] / [A]	250 / 12	300 / 10
AWG		-	-
Approval data (CSA)			
Use Group		B	C
Nominal voltage/current	[V] / [A]	300 / 10	300 / 10
AWG		-	-
General data			
Type of insulation material / insulation material group		PA / I	
Inflammability class in acc. with UL 94		V0	

PCB connectors

Conductor cross section up to 2.5 mm² (AWG 14)

PCB headers, Pitch: 7.62 mm

GIC 2,5/...-GF, Linear pinning



Dimensions	[mm]
Solder pin length	3.5
Length l	19
Height h	11



Ordering data

No. of pos.	Type	Order No.	Pcs./ Pkt.	Width w [mm]
2	GIC 2,5/ 2-GF-7,62	1858989	50	25.62
3	GIC 2,5/ 3-GF-7,62	1858992	50	33.24
4	GIC 2,5/ 4-GF-7,62	1859001	50	40.86
5	GIC 2,5/ 5-GF-7,62	1859014	50	48.48
6	GIC 2,5/ 6-GF-7,62	1859027	50	56.1
7	GIC 2,5/ 7-GF-7,62	1859030	50	63.72
8	GIC 2,5/ 8-GF-7,62	1859043	50	71.34
9	GIC 2,5/ 9-GF-7,62	1859056	50	78.96
10	GIC 2,5/10-GF-7,62	1859069	50	86.58
11	GIC 2,5/11-GF-7,62	1859072	50	94.2
12	GIC 2,5/12-GF-7,62	1859085	50	101.82

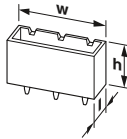


Technical data

Connection system / type of contact	CLASSIC COMBICON / Female connector		
Locking	Threaded flange		
Electrical parameters			
Rated current	[A]	12	
Surge voltage category/degree of pollution		III/3	III / 2
Rated insulation voltage	[V]	500	630
Rated surge voltage	[kV]	6	6
Approval data (UL/CUL)			
Use Group		B	C
Nominal voltage/current	[V] / [A]	250 / 12	300 / 10
AWG		-	-
Approval data (CSA)			
Use Group		B	C
Nominal voltage/current	[V] / [A]	300 / 10	300 / 10
AWG		-	-
General data			
Type of insulation material / insulation material group		PA / I	
Inflammability class in acc. with UL 94		V0	

PCB headers, Pitch: 7.62 mm

GICV 2,5/...-G, Linear pinning



Dimensions	[mm]
Solder pin length	3.6
Length l	10.2
Height h	19



Ordering data

No. of pos.	Type	Order No.	Pcs./ Pkt.	Width w [mm]
2	GICV 2,5/ 2-G-7,62	1828919	50	15.14
3	GICV 2,5/ 3-G-7,62	1828922	50	22.76
4	GICV 2,5/ 4-G-7,62	1828935	50	30.38
5	GICV 2,5/ 5-G-7,62	1828948	50	38
6	GICV 2,5/ 6-G-7,62	1828951	50	45.62
7	GICV 2,5/ 7-G-7,62	1828964	50	53.24
8	GICV 2,5/ 8-G-7,62	1828977	50	60.86
9	GICV 2,5/ 9-G-7,62	1828980	50	68.48
10	GICV 2,5/10-G-7,62	1828993	50	76.1
11	GICV 2,5/11-G-7,62	1829002	50	83.72
12	GICV 2,5/12-G-7,62	1829015	50	91.34

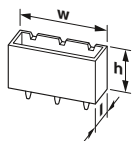


Technical data

Connection system / type of contact	CLASSIC COMBICON / Female connector		
Locking	without		
Electrical parameters			
Rated current	[A]	12	
Surge voltage category/degree of pollution		III/3	III / 2
Rated insulation voltage	[V]	500	630
Rated surge voltage	[kV]	6	6
Approval data (UL/CUL)			
Use Group		B	C
Nominal voltage/current	[V] / [A]	250 / 12	300 / 10
AWG		-	-
Approval data (CSA)			
Use Group		B	C
Nominal voltage/current	[V] / [A]	300 / 10	300 / 10
AWG		-	-
General data			
Type of insulation material / insulation material group		PA / I	
Inflammability class in acc. with UL 94		V0	

PCB headers, Pitch: 7.62 mm

GICV 2,5/...-GF, Linear pinning



Dimensions	[mm]
Solder pin length	3.6
Length l	10.2
Height h	19



Ordering data

No. of pos.	Type	Order No.	Pcs./ Pkt.	Width w [mm]
2	GICV 2,5/ 2-GF-7,62	1859098	50	25.62
3	GICV 2,5/ 3-GF-7,62	1859108	50	33.24
4	GICV 2,5/ 4-GF-7,62	1859111	50	40.86
5	GICV 2,5/ 5-GF-7,62	1859124	50	48.48
6	GICV 2,5/ 6-GF-7,62	1859137	50	56.1
7	GICV 2,5/ 7-GF-7,62	1859140	50	63.72
8	GICV 2,5/ 8-GF-7,62	1859153	50	71.34
9	GICV 2,5/ 9-GF-7,62	1859166	50	78.96
10	GICV 2,5/10-GF-7,62	1859179	50	86.58
11	GICV 2,5/11-GF-7,62	1859182	50	94.2
12	GICV 2,5/12-GF-7,62	1859195	50	101.82

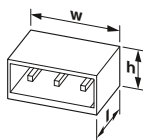


Technical data

Connection system / type of contact	CLASSIC COMBICON / Female connector		
Locking	Threaded flange		
Electrical parameters			
Rated current	[A]	12	
Surge voltage category/degree of pollution		III/3	III / 2
Rated insulation voltage	[V]	500	630
Rated surge voltage	[kV]	6	6
Approval data (UL/CUL)			
Use Group		B	C
Nominal voltage/current	[V] / [A]	250 / 12	300 / 10
AWG		-	-
Approval data (CSA)			
Use Group		B	C
Nominal voltage/current	[V] / [A]	300 / 10	300 / 10
AWG		-	-
General data			
Type of insulation material / insulation material group		PA / I	
Inflammability class in acc. with UL 94		V0	

PCB headers, Pitch: 5 mm

EMSTBA 2,5/...-G, Linear pinning



Dimensions	[mm]
Solder pin length	4.2
Length l	12
Height h	9



Ordering data

No. of pos.	Type	Order No.	Pcs./ Pkt.	Width w [mm]
2	EMSTBA 2,5/ 2-G	1899841	50	12
3	EMSTBA 2,5/ 3-G	1899854	50	17
4	EMSTBA 2,5/ 4-G	1899867	50	22
5	EMSTBA 2,5/ 5-G	1899870	50	37
6	EMSTBA 2,5/ 6-G	1899883	50	32
7	EMSTBA 2,5/ 7-G	1899896	50	37
8	EMSTBA 2,5/ 8-G	1899906	50	42
9	EMSTBA 2,5/ 9-G	1899919	50	47
10	EMSTBA 2,5/10-G	1899922	50	52
11	EMSTBA 2,5/11-G	1899935	50	57
12	EMSTBA 2,5/12-G	1899948	50	62
13	EMSTBA 2,5/13-G	1899951	50	67
14	EMSTBA 2,5/14-G	1899964	50	72
15	EMSTBA 2,5/15-G	1899977	50	77
16	EMSTBA 2,5/16-G	1899980	50	82
17	EMSTBA 2,5/17-G	1899993	50	87
18	EMSTBA 2,5/18-G	1900002	50	92
19	EMSTBA 2,5/19-G	1900015	50	97
20	EMSTBA 2,5/20-G	1900028	50	102
21	EMSTBA 2,5/21-G	1900031	50	107
22	EMSTBA 2,5/22-G	1900044	50	112
23	EMSTBA 2,5/23-G	1900057	50	117
24	EMSTBA 2,5/24-G	1900060	50	122



Technical data

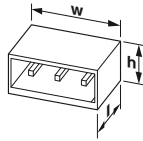
Connection system / type of contact	CLASSIC COMBICON / Male connector		
Locking	without		
Electrical parameters			
Rated current	[A]	12	
Surge voltage category/degree of pollution		III/3	III / 2
Rated insulation voltage	[V]	250	320
Rated surge voltage	[kV]	4	4
Approval data (UL/CUL)			
Use Group		B	C
Nominal voltage/current	[V] / [A]	300 / 15	300 / 10
AWG		-	-
General data			
Type of insulation material / insulation material group		PBT / IIIa	
Inflammability class in acc. with UL 94		V0	

PCB connectors


Conductor cross section up to 2.5 mm² (AWG 14)

PCB headers, Pitch: 5.08 mm

EMSTBA 2,5/...-G, Linear pinning



Dimensions	[mm]
Solder pin length	4.2
Length l	12
Height h	9



Ordering data

No. of pos.	Type	Order No.	Pcs./ Pkt.	Width w [mm]
2	EMSTBA 2,5/ 2-G-5,08	1880300	50	12.16
3	EMSTBA 2,5/ 3-G-5,08	1880313	50	17.24
4	EMSTBA 2,5/ 4-G-5,08	1880326	50	22.32
5	EMSTBA 2,5/ 5-G-5,08	1880339	50	27.4
6	EMSTBA 2,5/ 6-G-5,08	1880342	50	32.48
7	EMSTBA 2,5/ 7-G-5,08	1880355	50	37.56
8	EMSTBA 2,5/ 8-G-5,08	1880368	50	42.64
9	EMSTBA 2,5/ 9-G-5,08	1880371	50	47.72
10	EMSTBA 2,5/10-G-5,08	1880384	50	52.8
11	EMSTBA 2,5/11-G-5,08	1880397	50	57.88
12	EMSTBA 2,5/12-G-5,08	1880407	50	62.96
13	EMSTBA 2,5/13-G-5,08	1880410	50	68.04
14	EMSTBA 2,5/14-G-5,08	1880423	50	73.12
15	EMSTBA 2,5/15-G-5,08	1880436	50	78.2
16	EMSTBA 2,5/16-G-5,08	1880449	50	83.28
17	EMSTBA 2,5/17-G-5,08	1880452	50	88.36
18	EMSTBA 2,5/18-G-5,08	1880465	50	93.44
19	EMSTBA 2,5/19-G-5,08	1880478	50	98.52
20	EMSTBA 2,5/20-G-5,08	1880481	50	103.6
21	EMSTBA 2,5/21-G-5,08	1880494	50	108.68
22	EMSTBA 2,5/22-G-5,08	1880504	50	113.76
23	EMSTBA 2,5/23-G-5,08	1880517	50	118.84
24	EMSTBA 2,5/24-G-5,08	1880520	50	123.92

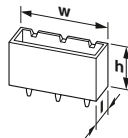


Technical data

Connection system / type of contact	CLASSIC COMBICON / Male connector		
Locking	without		
Electrical parameters			
Rated current	[A]	12	
Surge voltage category/degree of pollution		III/3	III / 2
Rated insulation voltage	[V]	250	320
Rated surge voltage	[kV]	4	4
Approval data (UL/CUL)			
Use Group		B	C
Nominal voltage/current	[V] / [A]	300 / 15	300 / 10
AWG		-	-
General data			
Type of insulation material / insulation material group	PBT / IIIa		
Inflammability class in acc. with UL 94	V0		

PCB headers, Pitch: 5 mm

EMSTBVA 2,5/...-G, Linear pinning



Dimensions	[mm]
Solder pin length	4.1
Length l	8.6
Height h	12



Ordering data

No. of pos.	Type	Order No.	Pcs./ Pkt.	Width w [mm]
2	EMSTBVA 2,5/ 2-G	1914852	50	12
3	EMSTBVA 2,5/ 3-G	1914865	50	17
4	EMSTBVA 2,5/ 4-G	1914878	50	22
5	EMSTBVA 2,5/ 5-G	1914881	50	27
6	EMSTBVA 2,5/ 6-G	1914894	50	32
7	EMSTBVA 2,5/ 7-G	1914904	50	37
8	EMSTBVA 2,5/ 8-G	1914917	50	42
9	EMSTBVA 2,5/ 9-G	1914920	50	47
10	EMSTBVA 2,5/10-G	1914933	50	52
11	EMSTBVA 2,5/11-G	1914946	50	57
12	EMSTBVA 2,5/12-G	1914959	50	62
13	EMSTBVA 2,5/13-G	1914962	50	67
14	EMSTBVA 2,5/14-G	1914975	50	72
15	EMSTBVA 2,5/15-G	1914988	50	77
16	EMSTBVA 2,5/16-G	1914991	50	82
17	EMSTBVA 2,5/17-G	1915000	50	87
18	EMSTBVA 2,5/18-G	1915026	50	92
19	EMSTBVA 2,5/19-G	1915039	50	97
20	EMSTBVA 2,5/20-G	1915042	50	102
21	EMSTBVA 2,5/21-G	1915767	50	107
22	EMSTBVA 2,5/22-G	1915770	50	112
23	EMSTBVA 2,5/23-G	1915783	50	117
24	EMSTBVA 2,5/24-G	1915796	50	122

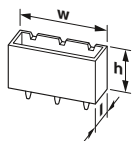


Technical data

Connection system / type of contact	CLASSIC COMBICON / Male connector		
Locking	without		
Electrical parameters			
Rated current	[A]	12	
Surge voltage category/degree of pollution		III/3	III / 2
Rated insulation voltage	[V]	200	320
Rated surge voltage	[kV]	4	4
Approval data (UL/CUL)			
Use Group		B	C
Nominal voltage/current	[V] / [A]	300 / 12	300 / 10
AWG		-	-
General data			
Type of insulation material / insulation material group	PBT / IIIa		
Inflammability class in acc. with UL 94	V0		

PCB headers, Pitch: 5.08 mm

EMSTBVA 2,5/...-G, Linear pinning



Dimensions	[mm]
Solder pin length	3.9
Length l	8.6
Height h	12



Ordering data

No. of pos.	Type	Order No.	Pcs./ Pkt.	Width w [mm]
2	EMSTBVA 2,5/ 2-G-5,08	1859519	50	12.16
3	EMSTBVA 2,5/ 3-G-5,08	1859522	50	17.24
4	EMSTBVA 2,5/ 4-G-5,08	1859535	50	22.32
5	EMSTBVA 2,5/ 5-G-5,08	1859548	50	27.4
6	EMSTBVA 2,5/ 6-G-5,08	1859551	50	32.48
7	EMSTBVA 2,5/ 7-G-5,08	1859564	50	37.56
8	EMSTBVA 2,5/ 8-G-5,08	1859577	50	42.64
9	EMSTBVA 2,5/ 9-G-5,08	1859580	50	47.72
10	EMSTBVA 2,5/10-G-5,08	1859593	50	52.8
11	EMSTBVA 2,5/11-G-5,08	1859603	50	57.88
12	EMSTBVA 2,5/12-G-5,08	1859616	50	62.96
13	EMSTBVA 2,5/13-G-5,08	1859629	50	68.04
14	EMSTBVA 2,5/14-G-5,08	1859632	50	73.12
15	EMSTBVA 2,5/15-G-5,08	1859645	50	78.2
16	EMSTBVA 2,5/16-G-5,08	1859658	50	83.28
17	EMSTBVA 2,5/17-G-5,08	1915880	50	88.36
18	EMSTBVA 2,5/18-G-5,08	1915893	50	93.44
19	EMSTBVA 2,5/19-G-5,08	1915903	50	98.52
20	EMSTBVA 2,5/20-G-5,08	1915916	50	103.6
21	EMSTBVA 2,5/21-G-5,08	1915929	50	108.68
22	EMSTBVA 2,5/22-G-5,08	1915932	50	113.76
23	EMSTBVA 2,5/23-G-5,08	1915945	50	118.84
24	EMSTBVA 2,5/24-G-5,08	1915958	50	123.92

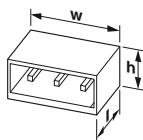


Technical data

Connection system / type of contact	CLASSIC COMBICON / Male connector		
Locking	without		
Electrical parameters			
Rated current	[A]	12	
Surge voltage category/degree of pollution		III/3	III / 2 II / 2
Rated insulation voltage	[V]	200	320 320
Rated surge voltage	[kV]	4	4 4
Approval data (UL/CUL)			
Use Group		B	C D
Nominal voltage/current	[V] / [A]	300 / 12	- 300 / 10
AWG		-	-
General data			
Type of insulation material / insulation material group		PBT / IIIa	
Inflammability class in acc. with UL 94		V0	

Feed-through header, Solder/Slip-on connection, Pitch: 5 mm

DFK-MSTB 2,5/...-G



Dimensions	[mm]
Solder pin length	9.3
Length l	17.5
Height h	20.2



Ordering data

No. of pos.	Type	Order No.	Pcs./ Pkt.	Width w [mm]
2	DFK-MSTB 2,5/ 2-G	0707109	50	30
3	DFK-MSTB 2,5/ 3-G	0707112	50	35
4	DFK-MSTB 2,5/ 4-G	0707125	50	40
5	DFK-MSTB 2,5/ 5-G	0707138	50	45
6	DFK-MSTB 2,5/ 6-G	0707141	50	50
7	DFK-MSTB 2,5/ 7-G	0707154	50	55
8	DFK-MSTB 2,5/ 8-G	0707060	50	60
9	DFK-MSTB 2,5/ 9-G	0707167	50	65
10	DFK-MSTB 2,5/10-G	0707170	50	70
11	DFK-MSTB 2,5/11-G	0707183	50	75
12	DFK-MSTB 2,5/12-G	0707196	50	80
13	DFK-MSTB 2,5/13-G	0707206	50	85
14	DFK-MSTB 2,5/14-G	0707219	50	90
15	DFK-MSTB 2,5/15-G	0707222	50	95
16	DFK-MSTB 2,5/16-G	0707235	50	100



Technical data

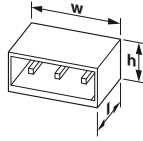
Connection system / type of contact	CLASSIC COMBICON / Male connector		
Locking	without		
Electrical parameters			
Rated current	[A]	12	
Surge voltage category/degree of pollution		III/3	III / 2 II / 2
Rated insulation voltage	[V]	320	320 630
Rated surge voltage	[kV]	4	4 4
Approval data (UL/CUL)			
Use Group		B	C D
Nominal voltage/current	[V] / [A]	300 / 15	- 300 / 10
AWG		-	-
Approval data (CSA)			
Use Group		B	C D
Nominal voltage/current	[V] / [A]	300 / 15	- 300 / 10
AWG		-	-
General data			
Type of insulation material / insulation material group		PA / I	
Inflammability class in acc. with UL 94		V2	

PCB connectors

Conductor cross section up to 2.5 mm² (AWG 14)

Feed-through header, Solder/Slip-on connection, Pitch: 5.08 mm

DFK-MSTB 2,5/...-G



Dimensions	[mm]
Solder pin length	9.3
Length l	17.5
Height h	20.2



Ordering data

No. of pos.	Type	Order No.	Pcs./ Pkt.	Width w [mm]
2	DFK-MSTB 2,5/ 2-G-5,08	0707248	50	7.62
3	DFK-MSTB 2,5/ 3-G-5,08	0707251	50	12.7
4	DFK-MSTB 2,5/ 4-G-5,08	0707264	50	17.78
5	DFK-MSTB 2,5/ 5-G-5,08	0707277	50	22.86
6	DFK-MSTB 2,5/ 6-G-5,08	0707280	50	27.94
7	DFK-MSTB 2,5/ 7-G-5,08	0707293	50	33.02
8	DFK-MSTB 2,5/ 8-G-5,08	0707057	50	38.1
9	DFK-MSTB 2,5/ 9-G-5,08	0707303	50	43.18
10	DFK-MSTB 2,5/10-G-5,08	0707316	50	48.26
11	DFK-MSTB 2,5/11-G-5,08	0707329	50	53.34
12	DFK-MSTB 2,5/12-G-5,08	0707332	50	58.42
13	DFK-MSTB 2,5/13-G-5,08	0707345	50	63.5
14	DFK-MSTB 2,5/14-G-5,08	0707358	50	68.58
15	DFK-MSTB 2,5/15-G-5,08	0707361	50	73.66
16	DFK-MSTB 2,5/16-G-5,08	0707374	50	78.74

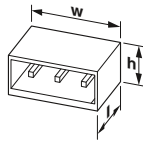


Technical data

Connection system / type of contact	CLASSIC COMBICON / Male connector		
Locking	without		
Electrical parameters			
Rated current	[A]	12	
Surge voltage category/degree of pollution		III / 3	III / 2
Rated insulation voltage	[V]	320	320
Rated surge voltage	[kV]	4	4
Approval data (UL/CUL)			
Use Group		B	C
Nominal voltage/current	[V] / [A]	300 / 15	300 / 10
AWG		-	-
Approval data (CSA)			
Use Group		B	C
Nominal voltage/current	[V] / [A]	300 / 15	300 / 10
AWG		-	-
General data			
Type of insulation material / insulation material group		PA / I	
Inflammability class in acc. with UL 94		V2	

Feed-through header, Solder/Slip-on connection, Pitch: 5 mm

DFK-MSTB 2,5/...-GF



Dimensions	[mm]
Solder pin length	9.3
Length l	17.5
Height h	29



Ordering data

No. of pos.	Type	Order No.	Pcs./ Pkt.	Width w [mm]
2	DFK-MSTB 2,5/ 2-GF	0710028	50	20
3	DFK-MSTB 2,5/ 3-GF	0710031	50	25
4	DFK-MSTB 2,5/ 4-GF	0710044	50	30
5	DFK-MSTB 2,5/ 5-GF	0710057	50	35
6	DFK-MSTB 2,5/ 6-GF	0710060	50	40
7	DFK-MSTB 2,5/ 7-GF	0710073	50	45
8	DFK-MSTB 2,5/ 8-GF	0710086	50	50
9	DFK-MSTB 2,5/ 9-GF	0710099	50	55
10	DFK-MSTB 2,5/10-GF	0710109	50	60
11	DFK-MSTB 2,5/11-GF	0710112	50	65
12	DFK-MSTB 2,5/12-GF	0710125	50	70
13	DFK-MSTB 2,5/13-GF	0710138	50	75
14	DFK-MSTB 2,5/14-GF	0710141	50	80
15	DFK-MSTB 2,5/15-GF	0710154	50	85
16	DFK-MSTB 2,5/16-GF	0710167	50	90

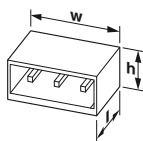


Technical data

Connection system / type of contact	CLASSIC COMBICON / Male connector		
Locking	Threaded flange		
Electrical parameters			
Rated current	[A]	12	
Surge voltage category/degree of pollution		III / 3	III / 2
Rated insulation voltage	[V]	320	320
Rated surge voltage	[kV]	4	4
Approval data (UL/CUL)			
Use Group		B	C
Nominal voltage/current	[V] / [A]	300 / 15	300 / 10
AWG		-	-
Approval data (CSA)			
Use Group		B	C
Nominal voltage/current	[V] / [A]	300 / 15	300 / 10
AWG		-	-
General data			
Type of insulation material / insulation material group		PA / I	
Inflammability class in acc. with UL 94		V2	

Feed-through header, Solder/Slip-on connection, Pitch: 5.08 mm

DFK-MSTB 2,5/..-GF, Linear pinning



Dimensions	[mm]
Solder pin length	9.3
Length l	17.5
Height h	20.2



Ordering data

No. of pos.	Type	Order No.	Pcs./ Pkt.	Width w [mm]
2	DFK-MSTB 2,5/ 2-GF-5,08	0710170	50	30.48
3	DFK-MSTB 2,5/ 3-GF-5,08	0710183	50	35.56
4	DFK-MSTB 2,5/ 4-GF-5,08	0710196	50	40.64
5	DFK-MSTB 2,5/ 5-GF-5,08	0710206	50	45.72
6	DFK-MSTB 2,5/ 6-GF-5,08	0710219	50	50.8
7	DFK-MSTB 2,5/ 7-GF-5,08	0710222	50	55.88
8	DFK-MSTB 2,5/ 8-GF-5,08	0710235	50	60.96
9	DFK-MSTB 2,5/ 9-GF-5,08	0710248	50	66.04
10	DFK-MSTB 2,5/10-GF-5,08	0710251	50	71.12
11	DFK-MSTB 2,5/11-GF-5,08	0710264	50	76.2
12	DFK-MSTB 2,5/12-GF-5,08	0710277	50	81.28
13	DFK-MSTB 2,5/13-GF-5,08	0710280	50	86.36
14	DFK-MSTB 2,5/14-GF-5,08	0710293	50	91.44
15	DFK-MSTB 2,5/15-GF-5,08	0710303	50	96.52
16	DFK-MSTB 2,5/16-GF-5,08	0710316	50	101.6

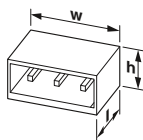


Technical data

Connection system / type of contact	CLASSIC COMBICON / Male connector		
Locking	Threaded flange		
Electrical parameters			
Rated current	[A]	12	
Surge voltage category/degree of pollution		III / 3	III / 2
Rated insulation voltage	[V]	320	320
Rated surge voltage	[kV]	4	4
Approval data (UL/CUL)			
Use Group		B	C
Nominal voltage/current	[V] / [A]	300 / 15	300 / 10
AWG		-	-
Approval data (CSA)			
Use Group		B	C
Nominal voltage/current	[V] / [A]	300 / 15	300 / 10
AWG		-	-
General data			
Type of insulation material / insulation material group		PA / I	
Inflammability class in acc. with UL 94		V2	

Feed-through header, Pitch: 5.08 mm

DFK-MSTBVA 2,5/..-G, Linear pinning



Dimensions	[mm]
Solder pin length	-
Length l	15.9
Height h	18.2



Ordering data

No. of pos.	Type	Order No.	Pcs./ Pkt.	Width w [mm]
2	DFK-MSTBVA 2,5/ 2-G-5,08	1899139	50	29.76
3	DFK-MSTBVA 2,5/ 3-G-5,08	1899142	50	31.84
4	DFK-MSTBVA 2,5/ 4-G-5,08	1899155	50	36.92
5	DFK-MSTBVA 2,5/ 5-G-5,08	1899168	50	42
6	DFK-MSTBVA 2,5/ 6-G-5,08	1899171	50	47.08
7	DFK-MSTBVA 2,5/ 7-G-5,08	1899184	50	52.16
8	DFK-MSTBVA 2,5/ 8-G-5,08	1899197	50	57.24
9	DFK-MSTBVA 2,5/ 9-G-5,08	1899207	50	62.32
10	DFK-MSTBVA 2,5/10-G-5,08	1899210	50	67.4
11	DFK-MSTBVA 2,5/11-G-5,08	1899223	50	72.48
12	DFK-MSTBVA 2,5/12-G-5,08	1899236	50	77.56
13	DFK-MSTBVA 2,5/13-G-5,08	1899249	50	82.64
14	DFK-MSTBVA 2,5/14-G-5,08	1899252	50	87.72
15	DFK-MSTBVA 2,5/15-G-5,08	1899265	50	92.8
16	DFK-MSTBVA 2,5/16-G-5,08	1899278	50	97.88



Technical data

Connection system / type of contact	CLASSIC COMBICON / Male connector		
Locking	without		
Electrical parameters			
Rated current	[A]	12	
Surge voltage category/degree of pollution		III / 3	III / 2
Rated insulation voltage	[V]	250	320
Rated surge voltage	[kV]	4	4
Approval data (UL/CUL)			
Use Group		B	C
Nominal voltage/current	[V] / [A]	300 / 12	300 / 10
AWG		-	-
General data			
Type of insulation material / insulation material group		PBT / IIIa	
Inflammability class in acc. with UL 94		V0	

PCB connectors

Conductor cross section up to 2.5 mm² (AWG 14)

PCB plug, Screw connection with tension sleeve, Pitch: 5 mm

MSTB 2,5 HC/...-ST



Dimensions	[mm]
Length l	18.1
Height h	15



Ordering data

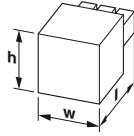
No. of pos.	Type	Order No.	Pcs./ Pkt.	Width w [mm]
2	MSTB 2,5 HC/ 2-ST	1911855	50	10
3	MSTB 2,5 HC/ 3-ST	1911868	50	15
4	MSTB 2,5 HC/ 4-ST	1911871	50	20
5	MSTB 2,5 HC/ 5-ST	1911884	50	25
6	MSTB 2,5 HC/ 6-ST	1911897	50	30
7	MSTB 2,5 HC/ 7-ST	1911907	50	35
8	MSTB 2,5 HC/ 8-ST	1911910	50	40
9	MSTB 2,5 HC/ 9-ST	1911923	50	45
10	MSTB 2,5 HC/10-ST	1911936	50	50
11	MSTB 2,5 HC/11-ST	1911949	50	55
12	MSTB 2,5 HC/12-ST	1911952	50	60
14	MSTB 2,5 HC/14-ST	1960699	50	70
16	MSTB 2,5 HC/16-ST	1960709	50	80



Technical data	
Connection system / type of contact	POWER COMBICON 2,5 / Female connector
Locking	without
Connection capacity	
Solid / stranded	[mm ²] 0.2 - 2.5 / 0.2 - 2.5
Stranded with ferrules without plastic sleeve	[mm ²] 0.25 - 2.5
Stranded with ferrules with plastic sleeve	[mm ²] 0.25 - 2.5
2 conductors with same cross section solid / stranded	[mm ²] 0.2 - 1 / 0.2 - 1.5
2 conductors with same cross section, stranded, with ferrule without plastic sleeve	[mm ²] 0.25 - 1
2 conductors with same cross section, stranded, with TWIN ferrules with plastic sleeve	[mm ²] 0.5 - 1.5
Conductor cross section AWG/kcmil	24 - 12
Stripping length	[mm] 7
Tightening torque	[Nm] 0.5 - 0.6
Electrical parameters	
Rated current / conductor cross section	[A] / [mm ²] 16 / 2.5
Surge voltage category/degree of pollution	III/3 III / 2 II / 2
Rated insulation voltage	[V] 250 320 630
Rated surge voltage	[kV] 4 4 4
Approval data (UL/CUL)	
Use Group	B C D
Nominal voltage/current	[V] / [A] 300 / 16 - 300 / 10
AWG	30-12 - 30-12
General data	
Type of insulation material / insulation material group	PA / I
Inflammability class in acc. with UL 94	V0

PCB plug, Screw connection with tension sleeve, Pitch: 5.08 mm

MSTB 2,5 HC/...-ST



Dimensions	[mm]
Length l	18.2
Height h	15



Ordering data

No. of pos.	Type	Order No.	Pcs./ Pkt.	Width w [mm]
2	MSTB 2,5 HC/ 2-ST-5,08	1911965	50	10.16
3	MSTB 2,5 HC/ 3-ST-5,08	1911978	50	15.24
4	MSTB 2,5 HC/ 4-ST-5,08	1911981	50	20.32
5	MSTB 2,5 HC/ 5-ST-5,08	1911994	50	25.4
6	MSTB 2,5 HC/ 6-ST-5,08	1912003	50	30.48
7	MSTB 2,5 HC/ 7-ST-5,08	1912016	50	35.56
8	MSTB 2,5 HC/ 8-ST-5,08	1912029	50	40.64
9	MSTB 2,5 HC/ 9-ST-5,08	1912032	50	45.72
10	MSTB 2,5 HC/10-ST-5,08	1912045	50	50.8
11	MSTB 2,5 HC/11-ST-5,08	1912058	50	55.88
12	MSTB 2,5 HC/12-ST-5,08	1912061	50	60.96
14	MSTB 2,5 HC/14-ST-5,08	1937224	50	71.12
16	MSTB 2,5 HC/16-ST-5,08	1748820	50	81.28



Technical data	
Connection system / type of contact	POWER COMBICON 2,5 / Female connector
Locking	without
Connection capacity	
Solid / stranded	[mm ²] 0.2 - 2.5 / 0.2 - 2.5
Stranded with ferrules without plastic sleeve	[mm ²] 0.25 - 2.5
Stranded with ferrules with plastic sleeve	[mm ²] 0.25 - 2.5
2 conductors with same cross section solid / stranded	[mm ²] 0.2 - 1 / 0.2 - 1.5
2 conductors with same cross section, stranded, with ferrule without plastic sleeve	[mm ²] 0.25 - 1
2 conductors with same cross section, stranded, with TWIN ferrules with plastic sleeve	[mm ²] 0.5 - 1.5
Conductor cross section AWG/kcmil	24 - 12
Stripping length	[mm] 7
Tightening torque	[Nm] 0.5 - 0.6
Electrical parameters	
Rated current / conductor cross section	[A] / [mm ²] 16 / 2.5
Surge voltage category/degree of pollution	III/3 III / 2 II / 2
Rated insulation voltage	[V] 250 320 630
Rated surge voltage	[kV] 4 4 4
Approval data (UL/CUL)	
Use Group	B C D
Nominal voltage/current	[V] / [A] 300 / 16 - 300 / 10
AWG	30-12 - 30-12
General data	
Type of insulation material / insulation material group	PA / I
Inflammability class in acc. with UL 94	V0

PCB plug, Screw connection with tension sleeve, Pitch: 5 mm

MSTB 2,5 HC/...STF



Dimensions	[mm]
Length l	18.2
Height h	15



Ordering data

No. of pos.	Type	Order No.	Pcs./ Pkt.	Width w [mm]
2	MSTB 2,5 HC/ 2-STF	1912074	50	19.4
3	MSTB 2,5 HC/ 3-STF	1912087	50	24.4
4	MSTB 2,5 HC/ 4-STF	1912090	50	29.4
5	MSTB 2,5 HC/ 5-STF	1912100	50	34.4
6	MSTB 2,5 HC/ 6-STF	1912113	50	39.4
7	MSTB 2,5 HC/ 7-STF	1912126	50	44.4
8	MSTB 2,5 HC/ 8-STF	1912139	50	49.4
9	MSTB 2,5 HC/ 9-STF	1912142	50	54.4
10	MSTB 2,5 HC/10-STF	1912155	50	59.4
11	MSTB 2,5 HC/11-STF	1912168	50	64.4
12	MSTB 2,5 HC/12-STF	1912171	50	69.4

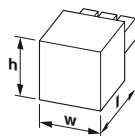


Technical data

Connection system / type of contact	POWER COMBICON 2,5 / Female connector		
Locking	Screw flange		
Connection capacity			
Solid / stranded	[mm ²]	0.2 - 2.5 / 0.2 - 2.5	
Stranded with ferrules without plastic sleeve	[mm ²]	0.25 - 2.5	
Stranded with ferrules with plastic sleeve	[mm ²]	0.25 - 2.5	
2 conductors with same cross section solid / stranded	[mm ²]	0.2 - 1 / 0.2 - 1.5	
2 conductors with same cross section, stranded, with ferrule without plastic sleeve	[mm ²]	0.25 - 1	
2 conductors with same cross section, stranded, with TWIN ferrules with plastic sleeve	[mm ²]	0.5 - 1.5	
Conductor cross section AWG/kcmil		24 - 12	
Stripping length	[mm]	7	
Tightening torque	[Nm]	0.5 - 0.6	
Electrical parameters			
Rated current / conductor cross section	[A] / [mm ²]	16 / 2.5	
Surge voltage category/degree of pollution		III / 3	II / 2
Rated insulation voltage	[V]	250	320
Rated surge voltage	[kV]	4	4
Approval data (UL/CUL)			
Use Group		B	C
Nominal voltage/current	[V] / [A]	300 / 16	300 / 10
AWG		30-12	30-12
General data			
Type of insulation material / insulation material group	PA / I		
Inflammability class in acc. with UL 94	V0		

PCB plug, Screw connection with tension sleeve, Pitch: 5.08 mm

MSTB 2,5 HC/...STF



Dimensions	[mm]
Length l	18.2
Height h	15



Ordering data

No. of pos.	Type	Order No.	Pcs./ Pkt.	Width w [mm]
2	MSTB 2,5 HC/ 2-STF-5,08	1912184	50	19.56
3	MSTB 2,5 HC/ 3-STF-5,08	1912197	50	24.64
4	MSTB 2,5 HC/ 4-STF-5,08	1912207	50	29.72
5	MSTB 2,5 HC/ 5-STF-5,08	1912210	50	34.8
6	MSTB 2,5 HC/ 6-STF-5,08	1912223	50	39.88
7	MSTB 2,5 HC/ 7-STF-5,08	1912236	50	44.96
8	MSTB 2,5 HC/ 8-STF-5,08	1912249	50	50.04
9	MSTB 2,5 HC/ 9-STF-5,08	1912252	50	55.12
10	MSTB 2,5 HC/10-STF-5,08	1912265	50	60.2
11	MSTB 2,5 HC/11-STF-5,08	1912278	50	65.28
12	MSTB 2,5 HC/12-STF-5,08	1912281	50	70.36



Technical data

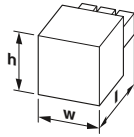
Connection system / type of contact	POWER COMBICON 2,5 / Female connector		
Locking	Screw flange		
Connection capacity			
Solid / stranded	[mm ²]	0.2 - 2.5 / 0.2 - 2.5	
Stranded with ferrules without plastic sleeve	[mm ²]	0.25 - 2.5	
Stranded with ferrules with plastic sleeve	[mm ²]	0.25 - 2.5	
2 conductors with same cross section solid / stranded	[mm ²]	0.2 - 1 / 0.2 - 1.5	
2 conductors with same cross section, stranded, with ferrule without plastic sleeve	[mm ²]	0.25 - 1	
2 conductors with same cross section, stranded, with TWIN ferrules with plastic sleeve	[mm ²]	0.5 - 1.5	
Conductor cross section AWG/kcmil		24 - 12	
Stripping length	[mm]	7	
Tightening torque	[Nm]	0.5 - 0.6	
Electrical parameters			
Rated current / conductor cross section	[A] / [mm ²]	16 / 2.5	
Surge voltage category/degree of pollution		III / 3	II / 2
Rated insulation voltage	[V]	250	320
Rated surge voltage	[kV]	4	4
Approval data (UL/CUL)			
Use Group		B	C
Nominal voltage/current	[V] / [A]	300 / 16	300 / 10
AWG		30-12	30-12
General data			
Type of insulation material / insulation material group	PA / I		
Inflammability class in acc. with UL 94	V0		

PCB connectors

Conductor cross section up to 2.5 mm² (AWG 14)

PCB plug, Screw connection with tension sleeve, Pitch: 5 mm

MSTBT 2,5 HC/...-ST



Dimensions	[mm]
Length l	18.2
Height h	15



Ordering data

No. of pos.	Type	Order No.	Pcs./ Pkt.	Width w [mm]
2	MSTBT 2,5 HC/ 2-ST	1926358	50	10
3	MSTBT 2,5 HC/ 3-ST	1926248	50	15
4	MSTBT 2,5 HC/ 4-ST	1926251	50	20
5	MSTBT 2,5 HC/ 5-ST	1926264	50	25
6	MSTBT 2,5 HC/ 6-ST	1926277	50	30
7	MSTBT 2,5 HC/ 7-ST	1926280	50	35
8	MSTBT 2,5 HC/ 8-ST	1926293	50	40
9	MSTBT 2,5 HC/ 9-ST	1926303	50	45
10	MSTBT 2,5 HC/10-ST	1926316	50	50
11	MSTBT 2,5 HC/11-ST	1926329	50	55
12	MSTBT 2,5 HC/12-ST	1926332	50	60

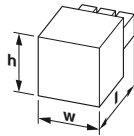


Technical data

Connection system / type of contact		POWER COMBICON 2,5 / Female connector		
Locking		without		
Connection capacity				
Solid / stranded	[mm ²]	0.2 - 2.5 / 0.2 - 2.5		
Stranded with ferrules without plastic sleeve	[mm ²]	0.25 - 2.5		
Stranded with ferrules with plastic sleeve	[mm ²]	0.25 - 2.5		
2 conductors with same cross section solid / stranded	[mm ²]	0.2 - 1 / 0.2 - 1.5		
2 conductors with same cross section, stranded, with ferrule without plastic sleeve	[mm ²]	0.25 - 1		
2 conductors with same cross section, stranded, with TWIN ferrules with plastic sleeve	[mm ²]	0.5 - 1.5		
Conductor cross section AWG/kcmil		24 - 12		
Stripping length		7		
Tightening torque		0.5 - 0.6		
Electrical parameters				
Rated current / conductor cross section		[A] / [mm ²]	16 / 2.5	
Surge voltage category/degree of pollution			III / 3	II / 2
Rated insulation voltage		[V]	250	320
Rated surge voltage		[kV]	4	4
Approval data (UL/CUL)				
Use Group			B	C
Nominal voltage/current		[V] / [A]	300 / 16	300 / 10
AWG			30-12	30-12
General data				
Type of insulation material / insulation material group			PA / I	
Inflammability class in acc. with UL 94			V0	

PCB plug, Screw connection with tension sleeve, Pitch: 5 mm

MVSTBR 2,5 HC/...-ST



Dimensions	[mm]
Length l	12.6
Height h	26



Ordering data

No. of pos.	Type	Order No.	Pcs./ Pkt.	Width w [mm]
2	MVSTBR 2,5 HC/ 2-ST	1912294	50	10
3	MVSTBR 2,5 HC/ 3-ST	1912304	50	15
4	MVSTBR 2,5 HC/ 4-ST	1912317	50	20
5	MVSTBR 2,5 HC/ 5-ST	1912320	50	25
6	MVSTBR 2,5 HC/ 6-ST	1912333	50	30
7	MVSTBR 2,5 HC/ 7-ST	1912346	50	35
8	MVSTBR 2,5 HC/ 8-ST	1912359	50	40
9	MVSTBR 2,5 HC/ 9-ST	1912362	50	45
10	MVSTBR 2,5 HC/10-ST	1912375	50	50
11	MVSTBR 2,5 HC/11-ST	1912388	50	55
12	MVSTBR 2,5 HC/12-ST	1912391	50	60

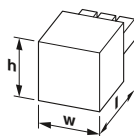


Technical data

Connection system / type of contact		POWER COMBICON 2,5 / Female connector		
Locking		without		
Connection capacity				
Solid / stranded	[mm ²]	0.2 - 2.5 / 0.2 - 2.5		
Stranded with ferrules without plastic sleeve	[mm ²]	0.25 - 2.5		
Stranded with ferrules with plastic sleeve	[mm ²]	0.25 - 2.5		
2 conductors with same cross section solid / stranded	[mm ²]	0.2 - 1 / 0.2 - 1.5		
2 conductors with same cross section, stranded, with ferrule without plastic sleeve	[mm ²]	0.25 - 1		
2 conductors with same cross section, stranded, with TWIN ferrules with plastic sleeve	[mm ²]	0.5 - 1.5		
Conductor cross section AWG/kcmil		24 - 12		
Stripping length		[mm]	7	
Tightening torque		[Nm]	0.5 - 0.6	
Electrical parameters				
Rated current / conductor cross section		[A] / [mm ²]	16 / 2.5	
Surge voltage category/degree of pollution			III / 3	II / 2
Rated insulation voltage		[V]	250	320
Rated surge voltage		[kV]	4	4
Approval data (UL/CUL)				
Use Group			B	C
Nominal voltage/current		[V] / [A]	300 / 16	300 / 10
AWG			30-12	30-12
General data				
Type of insulation material / insulation material group			PA / I	
Inflammability class in acc. with UL 94			V0	

PCB plug, Screw connection with tension sleeve, Pitch: 5.08 mm

MVSTBR 2,5 HC/...-ST



Dimensions	[mm]
Length l	12.6
Height h	26



Ordering data

No. of pos.	Type	Order No.	Pcs./ Pkt.	Width w [mm]
2	MVSTBR 2,5 HC/ 2-ST-5,08	1912401	50	10.16
3	MVSTBR 2,5 HC/ 3-ST-5,08	1912414	50	15.24
4	MVSTBR 2,5 HC/ 4-ST-5,08	1912427	50	20.32
5	MVSTBR 2,5 HC/ 5-ST-5,08	1912430	50	25.4
6	MVSTBR 2,5 HC/ 6-ST-5,08	1912443	50	30.48
7	MVSTBR 2,5 HC/ 7-ST-5,08	1912456	50	35.56
8	MVSTBR 2,5 HC/ 8-ST-5,08	1912469	50	40.64
9	MVSTBR 2,5 HC/ 9-ST-5,08	1912472	50	45.72
10	MVSTBR 2,5 HC/10-ST-5,08	1912485	50	50.8
12	MVSTBR 2,5 HC/12-ST-5,08	1912508	50	60.96

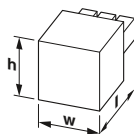


Technical data

Connection system / type of contact		POWER COMBICON 2,5 / Female connector		
Locking		without		
Connection capacity				
Solid / stranded	[mm ²]	0.2 - 2.5 / 0.2 - 2.5		
Stranded with ferrules without plastic sleeve	[mm ²]	0.25 - 2.5		
Stranded with ferrules with plastic sleeve	[mm ²]	0.25 - 2.5		
2 conductors with same cross section solid / stranded	[mm ²]	0.2 - 1 / 0.2 - 1.5		
2 conductors with same cross section, stranded, with ferrule without plastic sleeve	[mm ²]	0.25 - 1		
2 conductors with same cross section, stranded, with TWIN ferrules with plastic sleeve	[mm ²]	0.5 - 1.5		
Conductor cross section AWG/kcmil		24 - 12		
Stripping length	[mm]	7		
Tightening torque	[Nm]	0.5 - 0.6		
Electrical parameters				
Rated current / conductor cross section	[A] / [mm ²]	16 / 2.5		
Surge voltage category/degree of pollution		III/3	III / 2	II / 2
Rated insulation voltage	[V]	250	320	630
Rated surge voltage	[kV]	4	4	4
Approval data (UL/CUL)				
Use Group		B	C	D
Nominal voltage/current	[V] / [A]	300 / 16	-	300 / 10
AWG		30-12	-	30-12
General data				
Type of insulation material / insulation material group		PA / I		
Inflammability class in acc. with UL 94		V0		

PCB plug, Screw connection with tension sleeve, Pitch: 5 mm

MVSTBR 2,5 HC/...-STF



Dimensions	[mm]
Length l	12.6
Height h	26



Ordering data

No. of pos.	Type	Order No.	Pcs./ Pkt.	Width w [mm]
2	MVSTBR 2,5 HC/ 2-STF	1912511	50	20
3	MVSTBR 2,5 HC/ 3-STF	1912524	50	25
4	MVSTBR 2,5 HC/ 4-STF	1912537	50	30
5	MVSTBR 2,5 HC/ 5-STF	1912540	50	35
6	MVSTBR 2,5 HC/ 6-STF	1912553	50	40
7	MVSTBR 2,5 HC/ 7-STF	1912566	50	45
8	MVSTBR 2,5 HC/ 8-STF	1912579	50	50
9	MVSTBR 2,5 HC/ 9-STF	1912582	50	55
10	MVSTBR 2,5 HC/10-STF	1912595	50	60
11	MVSTBR 2,5 HC/11-STF	1912605	50	65
12	MVSTBR 2,5 HC/12-STF	1912618	50	70



Technical data

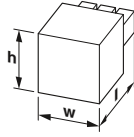
Connection system / type of contact		POWER COMBICON 2,5 / Female connector		
Locking		Screw flange		
Connection capacity				
Solid / stranded	[mm ²]	0.2 - 2.5 / 0.2 - 2.5		
Stranded with ferrules without plastic sleeve	[mm ²]	0.25 - 2.5		
Stranded with ferrules with plastic sleeve	[mm ²]	0.25 - 2.5		
2 conductors with same cross section solid / stranded	[mm ²]	0.2 - 1 / 0.2 - 1.5		
2 conductors with same cross section, stranded, with ferrule without plastic sleeve	[mm ²]	0.25 - 1		
2 conductors with same cross section, stranded, with TWIN ferrules with plastic sleeve	[mm ²]	0.5 - 1.5		
Conductor cross section AWG/kcmil		24 - 12		
Stripping length	[mm]	7		
Tightening torque	[Nm]	0.5 - 0.6		
Electrical parameters				
Rated current / conductor cross section	[A] / [mm ²]	16 / 2.5		
Surge voltage category/degree of pollution		III/3	III / 2	II / 2
Rated insulation voltage	[V]	250	320	630
Rated surge voltage	[kV]	4	4	4
Approval data (UL/CUL)				
Use Group		B	C	D
Nominal voltage/current	[V] / [A]	300 / 16	-	300 / 10
AWG		30-12	-	30-12
General data				
Type of insulation material / insulation material group		PA / I		
Inflammability class in acc. with UL 94		V0		

PCB connectors

Conductor cross section up to 2.5 mm² (AWG 14)

PCB plug, Screw connection with tension sleeve, Pitch: 5.08 mm

MVSTBR 2,5 HC/...-STF



Dimensions	[mm]
Length l	12.6
Height h	26



Ordering data

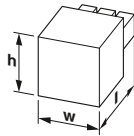
No. of pos.	Type	Order No.	Pcs./ Pkt.	Width w [mm]
2	MVSTBR 2,5 HC/ 2-STF-5,08	1912621	50	20.32
3	MVSTBR 2,5 HC/ 3-STF-5,08	1912634	50	25.4
4	MVSTBR 2,5 HC/ 4-STF-5,08	1912647	50	30.48
5	MVSTBR 2,5 HC/ 5-STF-5,08	1912650	50	35.56
6	MVSTBR 2,5 HC/ 6-STF-5,08	1912663	50	40.64
8	MVSTBR 2,5 HC/ 8-STF-5,08	1912689	50	50.8
9	MVSTBR 2,5 HC/ 9-STF-5,08	1912692	50	55.88
10	MVSTBR 2,5 HC/ 10-STF-5,08	1912702	50	60.96
11	MVSTBR 2,5 HC/ 11-STF-5,08	1912715	50	66.04
12	MVSTBR 2,5 HC/ 12-STF-5,08	1912728	50	71.12



Technical data	
Connection system / type of contact	POWER COMBICON 2,5 / Female connector
Locking	Screw flange
Connection capacity	
Solid / stranded	[mm ²] 0.2 - 2.5 / 0.2 - 2.5
Stranded with ferrules without plastic sleeve	[mm ²] 0.25 - 2.5
Stranded with ferrules with plastic sleeve	[mm ²] 0.25 - 2.5
2 conductors with same cross section solid / stranded	[mm ²] 0.2 - 1 / 0.2 - 1.5
2 conductors with same cross section, stranded, with ferrule without plastic sleeve	[mm ²] 0.25 - 1
2 conductors with same cross section, stranded, with TWIN ferrules with plastic sleeve	[mm ²] 0.5 - 1.5
Conductor cross section AWG/kcmil	24 - 12
Stripping length	[mm] 7
Tightening torque	[Nm] 0.5 - 0.6
Electrical parameters	
Rated current / conductor cross section	[A] / [mm ²] 16 / 2.5
Surge voltage category/degree of pollution	III/3 III/2 II/2
Rated insulation voltage	[V] 250 320 630
Rated surge voltage	[kV] 4 4 4
Approval data (UL/CUL)	
Use Group	B C D
Nominal voltage/current	[V] / [A] 300 / 16 - 300 / 10
AWG	30-12 - 30-12
General data	
Type of insulation material / insulation material group	PA / I
Inflammability class in acc. with UL 94	V0

PCB plug, Screw connection with tension sleeve, Pitch: 5 mm

MVSTBW 2,5 HC/...-ST



Dimensions	[mm]
Length l	12.6
Height h	26



Ordering data

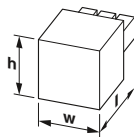
No. of pos.	Type	Order No.	Pcs./ Pkt.	Width w [mm]
2	MVSTBW 2,5 HC/ 2-ST	1912731	50	10
3	MVSTBW 2,5 HC/ 3-ST	1912744	50	15
4	MVSTBW 2,5 HC/ 4-ST	1912757	50	20
5	MVSTBW 2,5 HC/ 5-ST	1912760	50	25
6	MVSTBW 2,5 HC/ 6-ST	1912773	50	30
7	MVSTBW 2,5 HC/ 7-ST	1912786	50	35
8	MVSTBW 2,5 HC/ 8-ST	1912799	50	40
9	MVSTBW 2,5 HC/ 9-ST	1912809	50	45
10	MVSTBW 2,5 HC/ 10-ST	1912812	50	50
11	MVSTBW 2,5 HC/ 11-ST	1912825	50	55
12	MVSTBW 2,5 HC/ 12-ST	1912838	50	60



Technical data	
Connection system / type of contact	POWER COMBICON 2,5 / Female connector
Locking	without
Connection capacity	
Solid / stranded	[mm ²] 0.2 - 2.5 / 0.2 - 2.5
Stranded with ferrules without plastic sleeve	[mm ²] 0.25 - 2.5
Stranded with ferrules with plastic sleeve	[mm ²] 0.25 - 2.5
2 conductors with same cross section solid / stranded	[mm ²] 0.2 - 1 / 0.2 - 1.5
2 conductors with same cross section, stranded, with ferrule without plastic sleeve	[mm ²] 0.25 - 1
2 conductors with same cross section, stranded, with TWIN ferrules with plastic sleeve	[mm ²] 0.5 - 1.5
Conductor cross section AWG/kcmil	24 - 12
Stripping length	[mm] 7
Tightening torque	[Nm] 0.5 - 0.6
Electrical parameters	
Rated current / conductor cross section	[A] / [mm ²] 16 / 2.5
Surge voltage category/degree of pollution	III/3 III/2 II/2
Rated insulation voltage	[V] 250 320 630
Rated surge voltage	[kV] 4 4 4
Approval data (UL/CUL)	
Use Group	B C D
Nominal voltage/current	[V] / [A] 300 / 16 - 300 / 10
AWG	30-12 - 30-12
General data	
Type of insulation material / insulation material group	PA / I
Inflammability class in acc. with UL 94	V0

PCB plug, Screw connection with tension sleeve, Pitch: 5.08 mm

MVSTBW 2,5 HC/..-ST



Dimensions	[mm]
Length l	12.6
Height h	26



Ordering data

No. of pos.	Type	Order No.	Pcs./ Pkt.	Width w [mm]
2	MVSTBW 2,5 HC/ 2-ST-5,08	1912841	50	10.16
3	MVSTBW 2,5 HC/ 3-ST-5,08	1912854	50	15.24
4	MVSTBW 2,5 HC/ 4-ST-5,08	1912867	50	20.32
5	MVSTBW 2,5 HC/ 5-ST-5,08	1912870	50	25.4
6	MVSTBW 2,5 HC/ 6-ST-5,08	1912883	50	30.48
7	MVSTBW 2,5 HC/ 7-ST-5,08	1912896	50	35.56
8	MVSTBW 2,5 HC/ 8-ST-5,08	1912906	50	40.64
9	MVSTBW 2,5 HC/ 9-ST-5,08	1912919	50	45.72
10	MVSTBW 2,5 HC/10-ST-5,08	1912922	50	50.8
11	MVSTBW 2,5 HC/11-ST-5,08	1912935	50	55.88
12	MVSTBW 2,5 HC/12-ST-5,08	1912948	50	60.96

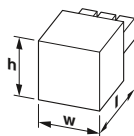


Technical data

Connection system / type of contact	POWER COMBICON 2,5 / Female connector		
Locking	without		
Connection capacity			
Solid / stranded	[mm ²]	0.2 - 2.5 / 0.2 - 2.5	
Stranded with ferrules without plastic sleeve	[mm ²]	0.25 - 2.5	
Stranded with ferrules with plastic sleeve	[mm ²]	0.25 - 2.5	
2 conductors with same cross section solid / stranded	[mm ²]	0.2 - 1 / 0.2 - 1.5	
2 conductors with same cross section, stranded, with ferrule without plastic sleeve	[mm ²]	0.25 - 1	
2 conductors with same cross section, stranded, with TWIN ferrules with plastic sleeve	[mm ²]	0.5 - 1.5	
Conductor cross section AWG/kcmil		24 - 12	
Stripping length	[mm]	7	
Tightening torque	[Nm]	0.5 - 0.6	
Electrical parameters			
Rated current / conductor cross section	[A] / [mm ²]	16 / 2.5	
Surge voltage category/degree of pollution		III / 3	III / 2
Rated insulation voltage	[V]	250	320
Rated surge voltage	[kV]	4	4
Approval data (UL/CUL)			
Use Group		B	C
Nominal voltage/current	[V] / [A]	300 / 16	300 / 10
AWG		30-12	30-12
General data			
Type of insulation material / insulation material group	PA / I		
Inflammability class in acc. with UL 94	V0		

PCB plug, Screw connection with tension sleeve, Pitch: 5 mm

MVSTBW 2,5 HC/..-STF



Dimensions	[mm]
Length l	12.6
Height h	26



Ordering data

No. of pos.	Type	Order No.	Pcs./ Pkt.	Width w [mm]
2	MVSTBW 2,5 HC/ 2-STF	1912951	50	11
3	MVSTBW 2,5 HC/ 3-STF	1912964	50	16
4	MVSTBW 2,5 HC/ 4-STF	1912977	50	21
5	MVSTBW 2,5 HC/ 5-STF	1912980	50	26
6	MVSTBW 2,5 HC/ 6-STF	1912993	50	31
7	MVSTBW 2,5 HC/ 7-STF	1913002	50	36
8	MVSTBW 2,5 HC/ 8-STF	1913015	50	41
9	MVSTBW 2,5 HC/ 9-STF	1913028	50	46
10	MVSTBW 2,5 HC/10-STF	1913031	50	51
11	MVSTBW 2,5 HC/11-STF	1913044	50	56
12	MVSTBW 2,5 HC/12-STF	1913057	50	61



Technical data

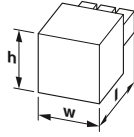
Connection system / type of contact	POWER COMBICON 2,5 / Female connector		
Locking	Screw flange		
Connection capacity			
Solid / stranded	[mm ²]	0.2 - 2.5 / 0.2 - 2.5	
Stranded with ferrules without plastic sleeve	[mm ²]	0.25 - 2.5	
Stranded with ferrules with plastic sleeve	[mm ²]	0.25 - 2.5	
2 conductors with same cross section solid / stranded	[mm ²]	0.2 - 1 / 0.2 - 1.5	
2 conductors with same cross section, stranded, with ferrule without plastic sleeve	[mm ²]	0.25 - 1	
2 conductors with same cross section, stranded, with TWIN ferrules with plastic sleeve	[mm ²]	0.5 - 1.5	
Conductor cross section AWG/kcmil		24 - 12	
Stripping length	[mm]	7	
Tightening torque	[Nm]	0.5 - 0.6	
Electrical parameters			
Rated current / conductor cross section	[A] / [mm ²]	16 / 2.5	
Surge voltage category/degree of pollution		III / 3	III / 2
Rated insulation voltage	[V]	250	320
Rated surge voltage	[kV]	4	4
Approval data (UL/CUL)			
Use Group		B	C
Nominal voltage/current	[V] / [A]	300 / 16	300 / 10
AWG		30-12	30-12
General data			
Type of insulation material / insulation material group	PA / I		
Inflammability class in acc. with UL 94	V0		

PCB connectors

Conductor cross section up to 2.5 mm² (AWG 14)

PCB plug, Screw connection with tension sleeve, Pitch: 5.08 mm

MVSTBW 2,5 HC/...-STF



Dimensions	[mm]
Length l	12.6
Height h	26



Ordering data

No. of pos.	Type	Order No.	Pcs./ Pkt.	Width w [mm]
2	MVSTBW 2,5 HC/ 2-STF-5,08	1913060	50	11.16
3	MVSTBW 2,5 HC/ 3-STF-5,08	1913073	50	15.24
4	MVSTBW 2,5 HC/ 4-STF-5,08	1913086	50	20.32
5	MVSTBW 2,5 HC/ 5-STF-5,08	1913099	50	25.4
6	MVSTBW 2,5 HC/ 6-STF-5,08	1913109	50	30.48
7	MVSTBW 2,5 HC/ 7-STF-5,08	1913112	50	35.56
8	MVSTBW 2,5 HC/ 8-STF-5,08	1913125	50	40.64
9	MVSTBW 2,5 HC/ 9-STF-5,08	1913138	50	45.72
10	MVSTBW 2,5 HC/10-STF-5,08	1913141	50	50.8
11	MVSTBW 2,5 HC/11-STF-5,08	1913154	50	55.88
12	MVSTBW 2,5 HC/12-STF-5,08	1913167	50	60.96

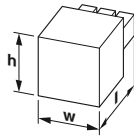


Technical data

Connection system / type of contact		POWER COMBICON 2,5 / Female connector		
Locking		Screw flange		
Connection capacity				
Solid / stranded	[mm ²]	0.2 - 2.5 / 0.2 - 2.5		
Stranded with ferrules without plastic sleeve	[mm ²]	0.25 - 2.5		
Stranded with ferrules with plastic sleeve	[mm ²]	0.25 - 2.5		
2 conductors with same cross section solid / stranded	[mm ²]	0.2 - 1 / 0.2 - 1.5		
2 conductors with same cross section, stranded, with ferrule without plastic sleeve	[mm ²]	0.25 - 1		
2 conductors with same cross section, stranded, with TWIN ferrules with plastic sleeve	[mm ²]	0.5 - 1.5		
Conductor cross section AWG/kcmil		24 - 12		
Stripping length		7		
Tightening torque		0.5 - 0.6		
Electrical parameters				
Rated current / conductor cross section [A] / [mm ²]		16 / 2.5		
Surge voltage category/degree of pollution		III/3	III/2	II/2
Rated insulation voltage [V]		250	320	630
Rated surge voltage [kV]		4	4	4
Approval data (UL/CUL)				
Use Group		B	C	D
Nominal voltage/current [V] / [A]		300 / 16	-	300 / 10
AWG		30-12	-	30-12
General data				
Type of insulation material / insulation material group		PA / I		
Inflammability class in acc. with UL 94		V0		

PCB plug, Screw connection with tension sleeve, Pitch: 7.62 mm

GMSTB 2,5 HCV/...-ST



Dimensions	[mm]
Length l	21
Height h	17.5



Ordering data

No. of pos.	Type	Order No.	Pcs./ Pkt.	Width w [mm]
2	GMSTB 2,5 HCV/ 2-ST-7,62	1714278	50	15.02
3	GMSTB 2,5 HCV/ 3-ST-7,62	1714281	50	22.64
4	GMSTB 2,5 HCV/ 4-ST-7,62	1714294	50	30.26
5	GMSTB 2,5 HCV/ 5-ST-7,62	1714304	50	37.88
6	GMSTB 2,5 HCV/ 6-ST-7,62	1714317	50	45.5
7	GMSTB 2,5 HCV/ 7-ST-7,62	1714320	50	53.12
8	GMSTB 2,5 HCV/ 8-ST-7,62	1714333	50	60.74
9	GMSTB 2,5 HCV/ 9-ST-7,62	1714346	50	68.36
10	GMSTB 2,5 HCV/10-ST-7,62	1714359	50	75.98
11	GMSTB 2,5 HCV/11-ST-7,62	1714362	50	83.6
12	GMSTB 2,5 HCV/12-ST-7,62	1714375	50	91.22

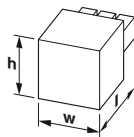


Technical data

Connection system / type of contact		POWER COMBICON 2,5 / Female connector		
Locking		without		
Connection capacity				
Solid / stranded	[mm ²]	0.2 - 2.5 / 0.2 - 2.5		
Stranded with ferrules without plastic sleeve	[mm ²]	0.25 - 2.5		
Stranded with ferrules with plastic sleeve	[mm ²]	0.25 - 2.5		
2 conductors with same cross section solid / stranded	[mm ²]	0.2 - 1 / 0.2 - 1.5		
2 conductors with same cross section, stranded, with ferrule without plastic sleeve	[mm ²]	0.25 - 1		
2 conductors with same cross section, stranded, with TWIN ferrules with plastic sleeve	[mm ²]	0.5 - 1		
Conductor cross section AWG/kcmil		24 - 12		
Stripping length		8		
Tightening torque		0.5 - 0.6		
Electrical parameters				
Rated current / conductor cross section [A] / [mm ²]		16 / 2.5		
Surge voltage category/degree of pollution		III/3	III/2	II/2
Rated insulation voltage [V]		1000	1000	1000
Rated surge voltage [kV]		8	8	6
Approval data (UL/CUL)				
Use Group		B	C	D
Nominal voltage/current [V] / [A]		600 / 20	600 / 20	-
AWG		30-12	30-12	-
General data				
Type of insulation material / insulation material group		PA / I		
Inflammability class in acc. with UL 94		V0		

PCB plug, Screw connection with tension sleeve, Pitch: 7.62 mm

GMSTB 2,5 HCV/...-ST-LR



Dimensions	[mm]
Length l	29.1
Height h	17.5



Ordering data

No. of pos.	Type	Order No.	Pcs./ Pkt.	Width w [mm]
2	GMSTB 2,5 HCV/ 2-ST-7,62-LR	1812759	50	22.84
3	GMSTB 2,5 HCV/ 3-ST-7,62-LR	1812762	50	30.46
4	GMSTB 2,5 HCV/ 4-ST-7,62-LR	1812775	50	38.08
5	GMSTB 2,5 HCV/ 5-ST-7,62-LR	1812788	50	45.7
6	GMSTB 2,5 HCV/ 6-ST-7,62-LR	1812791	50	53.32
7	GMSTB 2,5 HCV/ 7-ST-7,62-LR	1812801	50	60.94
8	GMSTB 2,5 HCV/ 8-ST-7,62-LR	1812814	50	68.56
10	GMSTB 2,5 HCV/ 10-ST-7,62-LR	1812830	50	83.8
11	GMSTB 2,5 HCV/ 11-ST-7,62-LR	1812843	50	91.42

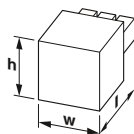


Technical data

Connection system / type of contact		POWER COMBICON 2,5 / Female connector		
Locking		Lock & Release ejector lever		
Connection capacity				
Solid / stranded	[mm ²]	0.2 - 2.5 / 0.2 - 2.5		
Stranded with ferrules without plastic sleeve	[mm ²]	0.25 - 2.5		
Stranded with ferrules with plastic sleeve	[mm ²]	0.25 - 2.5		
2 conductors with same cross section solid / stranded	[mm ²]	0.2 - 1 / 0.2 - 1.5		
2 conductors with same cross section, stranded, with ferrule without plastic sleeve	[mm ²]	0.25 - 1		
2 conductors with same cross section, stranded, with TWIN ferrules with plastic sleeve	[mm ²]	0.5 - 1		
Conductor cross section AWG/kcmil		24 - 12		
Stripping length	[mm]	8		
Tightening torque	[Nm]	0.5 - 0.6		
Electrical parameters				
Rated current / conductor cross section	[A] / [mm ²]	16 / 2.5		
Surge voltage category/degree of pollution		III / 3	III / 2	II / 2
Rated insulation voltage	[V]	1000	1000	1000
Rated surge voltage	[kV]	8	8	8
Approval data (UL/CUL)				
Use Group		B	C	D
Nominal voltage/current	[V] / [A]	600 / 20	600 / 20	-
AWG		30-12	30-12	-
General data				
Type of insulation material / insulation material group		PA / I		
Inflammability class in acc. with UL 94		V0		

PCB plug, Screw connection with tension sleeve, Pitch: 7.62 mm

GMVSTBW 2,5 HV/...-ST



Dimensions	[mm]
Length l	27.5
Height h	15



Ordering data

No. of pos.	Type	Order No.	Pcs./ Pkt.	Width w [mm]
2	GMVSTBW 2,5 HV/ 2-ST-7,62	1771910	50	13.19
3	GMVSTBW 2,5 HV/ 3-ST-7,62	1993967	50	20.81
4	GMVSTBW 2,5 HV/ 4-ST-7,62	1927221	50	28.43



Technical data

Connection system / type of contact		POWER COMBICON 2,5 / Female connector		
Locking		without		
Connection capacity				
Solid / stranded	[mm ²]	0.2 - 2.5 / 0.2 - 2.5		
Stranded with ferrules without plastic sleeve	[mm ²]	0.25 - 2.5		
Stranded with ferrules with plastic sleeve	[mm ²]	0.25 - 2.5		
2 conductors with same cross section solid / stranded	[mm ²]	0.2 - 1 / 0.2 - 1.5		
2 conductors with same cross section, stranded, with ferrule without plastic sleeve	[mm ²]	0.25 - 1		
2 conductors with same cross section, stranded, with TWIN ferrules with plastic sleeve	[mm ²]	0.5 - 1		
Conductor cross section AWG/kcmil		24 - 12		
Stripping length	[mm]	7		
Tightening torque	[Nm]	0.5 - 0.6		
Electrical parameters				
Rated current / conductor cross section	[A] / [mm ²]	12 / 2.5		
Surge voltage category/degree of pollution		III / 3	III / 2	II / 2
Rated insulation voltage	[V]	500	630	1000
Rated surge voltage	[kV]	6	6	6
Approval data (UL/CUL)				
Use Group		B	C	D
Nominal voltage/current	[V] / [A]	600 / 15	600 / 15	-
AWG		30-12	30-12	-
General data				
Type of insulation material / insulation material group		PA / I		
Inflammability class in acc. with UL 94		V0		

PCB connectors

Conductor cross section up to 2.5 mm² (AWG 14)

PCB plug, Screw connection with tension sleeve, Pitch: 7.62 mm

GMVSTBR 2,5 HV/...-ST



Dimensions	[mm]
Length l	27.5
Height h	15



Ordering data

No. of pos.	Type	Order No.	Pcs./ Pkt.	Width w [mm]
2	GMVSTBR 2,5 HV/ 2-ST-7,62	1774454	50	13.19
3	GMVSTBR 2,5 HV/ 3-ST-7,62	1993954	50	20.81
4	GMVSTBR 2,5 HV/ 4-ST-7,62	1774467	50	28.43

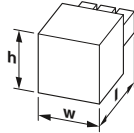



Technical data

Connection system / type of contact		POWER COMBICON 2,5 / Female connector		
Locking		without		
Connection capacity				
Solid / stranded	[mm ²]	0.2 - 2.5 / 0.2 - 2.5		
Stranded with ferrules without plastic sleeve	[mm ²]	0.25 - 2.5		
Stranded with ferrules with plastic sleeve	[mm ²]	0.25 - 2.5		
2 conductors with same cross section solid / stranded	[mm ²]	0.2 - 1 / 0.2 - 1.5		
2 conductors with same cross section, stranded, with ferrule without plastic sleeve	[mm ²]	0.25 - 1		
2 conductors with same cross section, stranded, with TWIN ferrules with plastic sleeve	[mm ²]	0.5 - 1		
Conductor cross section AWG/kcmil		24 - 12		
Stripping length		7		
Tightening torque		0.5 - 0.6		
Electrical parameters				
Rated current / conductor cross section [A] / [mm ²]		12 / 2.5		
Surge voltage category/degree of pollution		III/3	III/2	II/2
Rated insulation voltage [V]		500	630	1000
Rated surge voltage [kV]		6	6	6
Approval data (UL/CUL)				
Use Group		B	C	D
Nominal voltage/current [V] / [A]		600 / 15	600 / 15	-
AWG		30-12	30-12	-
General data				
Type of insulation material / insulation material group		PA / I		
Inflammability class in acc. with UL 94		V0		

PCB plug, Screw connection with tension sleeve, Pitch: 7.62 mm

GIC 2,5 HCV/...-ST



Dimensions	[mm]
Length l	22.8
Height h	17.5



Ordering data

No. of pos.	Type	Order No.	Pcs./ Pkt.	Width w [mm]
2	GIC 2,5 HCV/ 2-ST-7,62	1745629	50	15.02
3	GIC 2,5 HCV/ 3-ST-7,62	1745632	50	22.64
4	GIC 2,5 HCV/ 4-ST-7,62	1745645	50	30.26
5	GIC 2,5 HCV/ 5-ST-7,62	1745658	50	37.88
6	GIC 2,5 HCV/ 6-ST-7,62	1745661	50	45.5
7	GIC 2,5 HCV/ 7-ST-7,62	1745674	50	53.12
8	GIC 2,5 HCV/ 8-ST-7,62	1745687	50	60.74
9	GIC 2,5 HCV/ 9-ST-7,62	1745690	50	68.36
10	GIC 2,5 HCV/10-ST-7,62	1745700	50	75.98
11	GIC 2,5 HCV/11-ST-7,62	1745713	50	83.6
12	GIC 2,5 HCV/12-ST-7,62	1745726	50	91.22

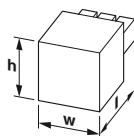


Technical data

Connection system / type of contact		POWER COMBICON 2,5 / Male connector		
Locking		without		
Connection capacity				
Solid / stranded	[mm ²]	0.2 - 2.5 / 0.2 - 2.5		
Stranded with ferrules without plastic sleeve	[mm ²]	0.25 - 2.5		
Stranded with ferrules with plastic sleeve	[mm ²]	0.25 - 2.5		
2 conductors with same cross section solid / stranded	[mm ²]	0.2 - 1 / 0.2 - 1.5		
2 conductors with same cross section, stranded, with ferrule without plastic sleeve	[mm ²]	0.25 - 1		
2 conductors with same cross section, stranded, with TWIN ferrules with plastic sleeve	[mm ²]	0.5 - 1		
Conductor cross section AWG/kcmil		24 - 12		
Stripping length		8		
Tightening torque		0.5 - 0.6		
Electrical parameters				
Rated current / conductor cross section [A] / [mm ²]		16 / 2.5		
Surge voltage category/degree of pollution		III/3	III/2	II/2
Rated insulation voltage [V]		1000	1000	1000
Rated surge voltage [kV]		8	8	8
Approval data (UL/CUL)				
Use Group		B	C	D
Nominal voltage/current [V] / [A]		600 / 16	600 / 16	-
AWG		30-12	30-12	-
General data				
Type of insulation material / insulation material group		PA / I		
Inflammability class in acc. with UL 94		V0		

PCB plug, Push-in spring connection, Pitch: 5 mm

FKC 2,5 HC/...ST



Dimensions	[mm]
Length l	25.73
Height h	15



Ordering data

No. of pos.	Type	Order No.	Pcs./ Pkt.	Width w [mm]
2	FKC 2,5 HC/ 2-ST	1942154	50	9.9
3	FKC 2,5 HC/ 3-ST	1942167	50	14.9
4	FKC 2,5 HC/ 4-ST	1942170	50	19.9
5	FKC 2,5 HC/ 5-ST	1942183	50	24.9
6	FKC 2,5 HC/ 6-ST	1942196	50	29.9
7	FKC 2,5 HC/ 7-ST	1942206	50	34.9
8	FKC 2,5 HC/ 8-ST	1942219	50	39.9
9	FKC 2,5 HC/ 9-ST	1942222	50	44.9
10	FKC 2,5 HC/10-ST	1942235	50	49.9
11	FKC 2,5 HC/11-ST	1942248	50	54.9
12	FKC 2,5 HC/12-ST	1942251	50	59.9

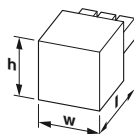


Technical data

Connection system / type of contact		POWER COMBICON 2,5 / Female connector		
Locking		without		
Connection capacity				
Solid / stranded		[mm ²]	0.2 - 2.5 / 0.2 - 2.5	
Stranded with ferrules without plastic sleeve		[mm ²]	0.25 - 2.5	
Stranded with ferrules with plastic sleeve		[mm ²]	0.25 - 2.5	
2 conductors with same cross section solid / stranded		[mm ²]	- / -	
2 conductors with same cross section, stranded, with ferrule without plastic sleeve		[mm ²]	-	
2 conductors with same cross section, stranded, with TWIN ferrules with plastic sleeve		[mm ²]	0.5 - 1.5	
Conductor cross section AWG/kcmil			24 - 12	
Stripping length		[mm]	10	
Tightening torque		[Nm]	-	
Electrical parameters				
Rated current / conductor cross section		[A] / [mm ²]	16 / 2.5	
Surge voltage category/degree of pollution			III / 3	III / 2
Rated insulation voltage		[V]	250	320
Rated surge voltage		[kV]	4	4
Approval data (UL/CUL)				
Use Group			B	C
Nominal voltage/current		[V] / [A]	300 / 16	300 / 10
AWG			26-12	26-12
General data				
Type of insulation material / insulation material group			PA / I	
Inflammability class in acc. with UL 94			V0	

PCB plug, Push-in spring connection, Pitch: 5.08 mm

FKC 2,5 HC/...ST



Dimensions	[mm]
Length l	25.73
Height h	15



Ordering data

No. of pos.	Type	Order No.	Pcs./ Pkt.	Width w [mm]
2	FKC 2,5 HC/ 2-ST-5,08	1942374	100	10.78
3	FKC 2,5 HC/ 3-ST-5,08	1942387	100	15.86
4	FKC 2,5 HC/ 4-ST-5,08	1942390	100	20.94
5	FKC 2,5 HC/ 5-ST-5,08	1942400	50	26.02
6	FKC 2,5 HC/ 6-ST-5,08	1942413	50	31.31
7	FKC 2,5 HC/ 7-ST-5,08	1942426	50	36.18
8	FKC 2,5 HC/ 8-ST-5,08	1942439	50	41.26
9	FKC 2,5 HC/ 9-ST-5,08	1942442	50	46.34
10	FKC 2,5 HC/10-ST-5,08	1942455	50	51.42
11	FKC 2,5 HC/11-ST-5,08	1942468	50	56.5
12	FKC 2,5 HC/12-ST-5,08	1942471	50	61.58



Technical data

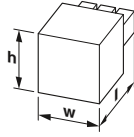
Connection system / type of contact		POWER COMBICON 2,5 / Female connector		
Locking		without		
Connection capacity				
Solid / stranded		[mm ²]	0.2 - 2.5 / 0.2 - 2.5	
Stranded with ferrules without plastic sleeve		[mm ²]	0.25 - 2.5	
Stranded with ferrules with plastic sleeve		[mm ²]	0.25 - 2.5	
2 conductors with same cross section solid / stranded		[mm ²]	- / -	
2 conductors with same cross section, stranded, with ferrule without plastic sleeve		[mm ²]	-	
2 conductors with same cross section, stranded, with TWIN ferrules with plastic sleeve		[mm ²]	0.5 - 1.5	
Conductor cross section AWG/kcmil			24 - 12	
Stripping length		[mm]	10	
Tightening torque		[Nm]	-	
Electrical parameters				
Rated current / conductor cross section		[A] / [mm ²]	16 / 2.5	
Surge voltage category/degree of pollution			III / 3	III / 2
Rated insulation voltage		[V]	320	630
Rated surge voltage		[kV]	4	4
Approval data (UL/CUL)				
Use Group			B	C
Nominal voltage/current		[V] / [A]	300 / 16	300 / 10
AWG			26-12	26-12
General data				
Type of insulation material / insulation material group			PA / I	
Inflammability class in acc. with UL 94			V0	

PCB connectors

Conductor cross section up to 2.5 mm² (AWG 14)

PCB plug, Push-in spring connection, Pitch: 5 mm

FKC 2,5 HC/...STF



Dimensions	[mm]
Length l	25.73
Height h	15



Ordering data

No. of pos.	Type	Order No.	Pcs./ Pkt.	Width w [mm]
2	FKC 2,5 HC/ 2-STF	1942264	50	19.82
3	FKC 2,5 HC/ 3-STF	1942277	50	24.82
4	FKC 2,5 HC/ 4-STF	1942280	50	29.82
5	FKC 2,5 HC/ 5-STF	1942293	50	34.82
6	FKC 2,5 HC/ 6-STF	1942303	50	39.82
7	FKC 2,5 HC/ 7-STF	1942316	50	44.82
8	FKC 2,5 HC/ 8-STF	1942329	50	49.82
9	FKC 2,5 HC/ 9-STF	1942332	50	54.82
10	FKC 2,5 HC/10-STF	1942345	50	59.82
11	FKC 2,5 HC/11-STF	1942358	50	64.82
12	FKC 2,5 HC/12-STF	1942361	50	69.82

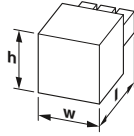


Technical data

Connection system / type of contact		POWER COMBICON 2,5 / Female connector		
Locking		Screw flange		
Connection capacity				
Solid / stranded	[mm ²]	0.2 - 2.5 / 0.2 - 2.5		
Stranded with ferrules without plastic sleeve	[mm ²]	0.25 - 2.5		
Stranded with ferrules with plastic sleeve	[mm ²]	0.25 - 2.5		
2 conductors with same cross section solid / stranded	[mm ²]	- / -		
2 conductors with same cross section, stranded, with ferrule without plastic sleeve	[mm ²]	-		
2 conductors with same cross section, stranded, with TWIN ferrules with plastic sleeve	[mm ²]	0.5 - 1.5		
Conductor cross section AWG/kcmil		24 - 12		
Stripping length		[mm]	10	
Tightening torque		[Nm]	-	
Electrical parameters				
Rated current / conductor cross section		[A] / [mm ²]	16 / 2.5	
Surge voltage category/degree of pollution			III / 3	II / 2
Rated insulation voltage		[V]	250	320
Rated surge voltage		[kV]	4	4
Approval data (UL/CUL)				
Use Group			B	C
Nominal voltage/current		[V] / [A]	300 / 16	300 / 10
AWG			26-12	26-12
General data				
Type of insulation material / insulation material group			PA / I	
Inflammability class in acc. with UL 94			V0	

PCB plug, Push-in spring connection, Pitch: 5.08 mm

FKC 2,5 HC/...STF



Dimensions	[mm]
Length l	25.73
Height h	15



Ordering data

No. of pos.	Type	Order No.	Pcs./ Pkt.	Width w [mm]
2	FKC 2,5 HC/ 2-STF-5,08	1942484	50	20.26
3	FKC 2,5 HC/ 3-STF-5,08	1942497	50	25.34
4	FKC 2,5 HC/ 4-STF-5,08	1942507	50	30.42
5	FKC 2,5 HC/ 5-STF-5,08	1942510	50	35.5
6	FKC 2,5 HC/ 6-STF-5,08	1942523	50	40.58
7	FKC 2,5 HC/ 7-STF-5,08	1942536	50	45.66
8	FKC 2,5 HC/ 8-STF-5,08	1942549	50	50.74
9	FKC 2,5 HC/ 9-STF-5,08	1942552	50	55.82
10	FKC 2,5 HC/10-STF-5,08	1942565	50	60.9
11	FKC 2,5 HC/11-STF-5,08	1942578	50	65.98
12	FKC 2,5 HC/12-STF-5,08	1942581	50	71.06



Technical data

Connection system / type of contact		POWER COMBICON 2,5 / Female connector		
Locking		Screw flange		
Connection capacity				
Solid / stranded	[mm ²]	0.2 - 2.5 / 0.2 - 2.5		
Stranded with ferrules without plastic sleeve	[mm ²]	0.25 - 2.5		
Stranded with ferrules with plastic sleeve	[mm ²]	0.25 - 2.5		
2 conductors with same cross section solid / stranded	[mm ²]	- / -		
2 conductors with same cross section, stranded, with ferrule without plastic sleeve	[mm ²]	-		
2 conductors with same cross section, stranded, with TWIN ferrules with plastic sleeve	[mm ²]	0.5 - 1.5		
Conductor cross section AWG/kcmil		24 - 12		
Stripping length		[mm]	10	
Tightening torque		[Nm]	-	
Electrical parameters				
Rated current / conductor cross section		[A] / [mm ²]	16 / 2.5	
Surge voltage category/degree of pollution			III / 3	II / 2
Rated insulation voltage		[V]	320	320
Rated surge voltage		[kV]	4	4
Approval data (UL/CUL)				
Use Group			B	C
Nominal voltage/current		[V] / [A]	300 / 16	300 / 10
AWG			26-12	26-12
General data				
Type of insulation material / insulation material group			PA / I	
Inflammability class in acc. with UL 94			V0	

PCB plug, Push-in spring connection, Pitch: 5.08 mm

FKIC 2,5 HC/...-ST



Dimensions	[mm]
Length l	27
Height h	15



Ordering data

No. of pos.	Type	Order No.	Pcs./ Pkt.	Width w [mm]
2	FKIC 2,5 HC/ 2-ST-5,08	1942594	50	12.16
3	FKIC 2,5 HC/ 3-ST-5,08	1942604	100	17.24
4	FKIC 2,5 HC/ 4-ST-5,08	1942617	100	22.32
5	FKIC 2,5 HC/ 5-ST-5,08	1942620	50	27.4
6	FKIC 2,5 HC/ 6-ST-5,08	1942633	50	32.48
7	FKIC 2,5 HC/ 7-ST-5,08	1942646	50	37.56
8	FKIC 2,5 HC/ 8-ST-5,08	1942659	50	42.64
9	FKIC 2,5 HC/ 9-ST-5,08	1942662	50	47.72
10	FKIC 2,5 HC/10-ST-5,08	1942675	50	52.8
11	FKIC 2,5 HC/11-ST-5,08	1942688	50	57.88
12	FKIC 2,5 HC/12-ST-5,08	1942691	50	62.96

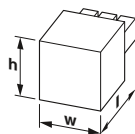


Technical data

Connection system / type of contact	POWER COMBICON 2,5 / Male connector			
Locking	without			
Connection capacity				
Solid / stranded	[mm ²]	0.2 - 2.5 / 0.2 - 2.5		
Stranded with ferrules without plastic sleeve	[mm ²]	0.25 - 2.5		
Stranded with ferrules with plastic sleeve	[mm ²]	0.25 - 2.5		
2 conductors with same cross section solid / stranded	[mm ²]	- / -		
2 conductors with same cross section, stranded, with ferrule without plastic sleeve	[mm ²]	-		
2 conductors with same cross section, stranded, with TWIN ferrules with plastic sleeve	[mm ²]	0.5 - 1.5		
Conductor cross section AWG/kcmil		24 - 12		
Stripping length	[mm]	10		
Tightening torque	[Nm]	-		
Electrical parameters				
Rated current / conductor cross section	[A] / [mm ²]	16 / 2.5		
Surge voltage category/degree of pollution		III / 3	III / 2	II / 2
Rated insulation voltage	[V]	320	320	630
Rated surge voltage	[kV]	4	4	4
Approval data (UL/CUL)				
Use Group		B	C	D
Nominal voltage/current	[V] / [A]	300 / 16	-	300 / 10
AWG		26-12	-	26-12
General data				
Type of insulation material / insulation material group	PA / I			
Inflammability class in acc. with UL 94	V0			

PCB plug, Push-in spring connection, Pitch: 5.08 mm

FKIC 2,5 HC/...-STF



Dimensions	[mm]
Length l	27
Height h	15



Ordering data

No. of pos.	Type	Order No.	Pcs./ Pkt.	Width w [mm]
2	FKIC 2,5 HC/ 2-STF-5,08	1942701	50	20.24
3	FKIC 2,5 HC/ 3-STF-5,08	1942714	50	25.32
4	FKIC 2,5 HC/ 4-STF-5,08	1942727	50	30.4
5	FKIC 2,5 HC/ 5-STF-5,08	1942730	50	35.48
6	FKIC 2,5 HC/ 6-STF-5,08	1942743	50	40.56
7	FKIC 2,5 HC/ 7-STF-5,08	1942756	50	45.64
8	FKIC 2,5 HC/ 8-STF-5,08	1942769	50	50.72
9	FKIC 2,5 HC/ 9-STF-5,08	1942772	50	55.8
10	FKIC 2,5 HC/10-STF-5,08	1942785	50	60.88
11	FKIC 2,5 HC/11-STF-5,08	1942798	50	65.96
12	FKIC 2,5 HC/12-STF-5,08	1942808	50	71.04



Technical data

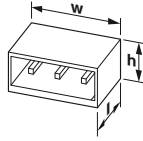
Connection system / type of contact	POWER COMBICON 2,5 / Male connector			
Locking	Screw flange			
Connection capacity				
Solid / stranded	[mm ²]	0.2 - 2.5 / 0.2 - 2.5		
Stranded with ferrules without plastic sleeve	[mm ²]	0.25 - 2.5		
Stranded with ferrules with plastic sleeve	[mm ²]	0.25 - 2.5		
2 conductors with same cross section solid / stranded	[mm ²]	- / -		
2 conductors with same cross section, stranded, with ferrule without plastic sleeve	[mm ²]	-		
2 conductors with same cross section, stranded, with TWIN ferrules with plastic sleeve	[mm ²]	0.5 - 1.5		
Conductor cross section AWG/kcmil		24 - 12		
Stripping length	[mm]	10		
Tightening torque	[Nm]	-		
Electrical parameters				
Rated current / conductor cross section	[A] / [mm ²]	16 / 2.5		
Surge voltage category/degree of pollution		III / 3	III / 2	II / 2
Rated insulation voltage	[V]	320	320	630
Rated surge voltage	[kV]	4	4	4
Approval data (UL/CUL)				
Use Group		B	C	D
Nominal voltage/current	[V] / [A]	300 / 16	-	300 / 10
AWG		26-12	-	26-12
General data				
Type of insulation material / insulation material group	PA / I			
Inflammability class in acc. with UL 94	V0			

PCB connectors

Conductor cross section up to 2.5 mm² (AWG 14)

PCB headers, Pitch: 5 mm

MSTBA 2,5 HC/..-G, Linear pinning



Dimensions	[mm]
Solder pin length	3.5
Length l	12
Height h	8.6



Ordering data

No. of pos.	Type	Order No.	Pcs./ Pkt.	Width w [mm]
2	MSTBA 2,5 HC/ 2-G	1923759	50	12
3	MSTBA 2,5 HC/ 3-G	1923762	50	17
4	MSTBA 2,5 HC/ 4-G	1923775	50	22
5	MSTBA 2,5 HC/ 5-G	1923788	50	27
6	MSTBA 2,5 HC/ 6-G	1923791	50	32
7	MSTBA 2,5 HC/ 7-G	1923801	50	37
8	MSTBA 2,5 HC/ 8-G	1923814	50	42
9	MSTBA 2,5 HC/ 9-G	1923827	50	47
10	MSTBA 2,5 HC/10-G	1923830	50	52
11	MSTBA 2,5 HC/11-G	1923843	50	57
12	MSTBA 2,5 HC/12-G	1923856	50	62

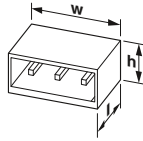


Technical data

Connection system / type of contact	POWER COMBICON 2,5 / Male connector		
Locking	without		
Electrical parameters			
Rated current	[A]	16	
Surge voltage category/degree of pollution		III/3	III / 2
Rated insulation voltage	[V]	250	320
Rated surge voltage	[kV]	4	4
Approval data (UL/CUL)			
Use Group		B	C
Nominal voltage/current	[V] / [A]	300 / 16	300 / 10
AWG		-	-
General data			
Type of insulation material / insulation material group		PA / I	
Inflammability class in acc. with UL 94		V0	

PCB headers, Pitch: 5.08 mm

MSTBA 2,5 HC/..-G, Linear pinning



Dimensions	[mm]
Solder pin length	3.5
Length l	12
Height h	8.6



Ordering data

No. of pos.	Type	Order No.	Pcs./ Pkt.	Width w [mm]
2	MSTBA 2,5 HC/ 2-G-5,08	1923869	50	12.16
3	MSTBA 2,5 HC/ 3-G-5,08	1923872	50	17.24
4	MSTBA 2,5 HC/ 4-G-5,08	1923885	50	22.32
5	MSTBA 2,5 HC/ 5-G-5,08	1923898	50	27.4
6	MSTBA 2,5 HC/ 6-G-5,08	1923908	50	32.48
7	MSTBA 2,5 HC/ 7-G-5,08	1923911	50	37.56
8	MSTBA 2,5 HC/ 8-G-5,08	1923924	50	42.64
9	MSTBA 2,5 HC/ 9-G-5,08	1923937	50	47.72
10	MSTBA 2,5 HC/10-G-5,08	1923940	50	52.8
11	MSTBA 2,5 HC/11-G-5,08	1923953	50	57.88
12	MSTBA 2,5 HC/12-G-5,08	1923966	50	62.96

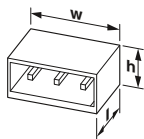


Technical data

Connection system / type of contact	POWER COMBICON 2,5 / Male connector		
Locking	without		
Electrical parameters			
Rated current	[A]	16	
Surge voltage category/degree of pollution		III/3	III / 2
Rated insulation voltage	[V]	250	320
Rated surge voltage	[kV]	4	4
Approval data (UL/CUL)			
Use Group		B	C
Nominal voltage/current	[V] / [A]	300 / 16	300 / 10
AWG		-	-
General data			
Type of insulation material / insulation material group		PA / I	
Inflammability class in acc. with UL 94		V0	

PCB headers, Pitch: 5 mm

MSTB 2,5 HC/...-GF, Linear pinning



Dimensions	[mm]
Solder pin length	3.5
Length l	12
Height h	8.6



Ordering data

No. of pos.	Type	Order No.	Pcs./ Pkt.	Width w [mm]
2	MSTB 2,5 HC/ 2-GF	1923979	50	20
3	MSTB 2,5 HC/ 3-GF	1923982	50	25
4	MSTB 2,5 HC/ 4-GF	1923995	50	30
5	MSTB 2,5 HC/ 5-GF	1924004	50	35
6	MSTB 2,5 HC/ 6-GF	1924017	50	40
7	MSTB 2,5 HC/ 7-GF	1924020	50	45
8	MSTB 2,5 HC/ 8-GF	1924033	50	50
9	MSTB 2,5 HC/ 9-GF	1924046	50	55
10	MSTB 2,5 HC/10-GF	1924059	50	60
11	MSTB 2,5 HC/11-GF	1924062	50	65
12	MSTB 2,5 HC/12-GF	1924075	50	70

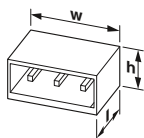


Technical data

Connection system / type of contact	POWER COMBICON 2,5 / Male connector		
Locking	Threaded flange		
Electrical parameters			
Rated current	[A]	16	
Surge voltage category/degree of pollution		III / 3	III / 2
Rated insulation voltage	[V]	250	320
Rated surge voltage	[kV]	4	4
Approval data (UL/CUL)			
Use Group		B	C
Nominal voltage/current	[V] / [A]	300 / 16	300 / 10
AWG			
		-	-
General data			
Type of insulation material / insulation material group		PA / I	
Inflammability class in acc. with UL 94		V0	

PCB headers, Pitch: 5.08 mm

MSTB 2,5 HC/...-GF, Linear pinning



Dimensions	[mm]
Solder pin length	3.5
Length l	12
Height h	8.6



Ordering data

No. of pos.	Type	Order No.	Pcs./ Pkt.	Width w [mm]
2	MSTB 2,5 HC/ 2-GF-5,08	1924088	50	25.4
3	MSTB 2,5 HC/ 3-GF-5,08	1924091	50	25.4
4	MSTB 2,5 HC/ 4-GF-5,08	1924101	50	30.48
5	MSTB 2,5 HC/ 5-GF-5,08	1924114	50	35.56
6	MSTB 2,5 HC/ 6-GF-5,08	1924127	50	40.64
7	MSTB 2,5 HC/ 7-GF-5,08	1924130	50	45.72
8	MSTB 2,5 HC/ 8-GF-5,08	1924143	50	50.8
9	MSTB 2,5 HC/ 9-GF-5,08	1924156	50	55.88
10	MSTB 2,5 HC/10-GF-5,08	1924169	50	60.96
11	MSTB 2,5 HC/11-GF-5,08	1924172	50	66.04
12	MSTB 2,5 HC/12-GF-5,08	1924185	50	71.12



Technical data

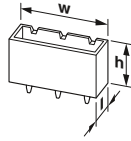
Connection system / type of contact	POWER COMBICON 2,5 / Male connector		
Locking	Threaded flange		
Electrical parameters			
Rated current	[A]	16	
Surge voltage category/degree of pollution		III / 3	III / 2
Rated insulation voltage	[V]	250	320
Rated surge voltage	[kV]	4	4
Approval data (UL/CUL)			
Use Group		B	C
Nominal voltage/current	[V] / [A]	300 / 16	300 / 10
AWG			
		-	-
General data			
Type of insulation material / insulation material group		PA / I	
Inflammability class in acc. with UL 94		V0	

PCB connectors

Conductor cross section up to 2.5 mm² (AWG 14)

PCB headers, Pitch: 5 mm

MSTBVA 2,5 HC/...-G, Linear pinning



Dimensions	[mm]
Solder pin length	3.9
Length l	8.6
Height h	12



Ordering data

No. of pos.	Type	Order No.	Pcs./ Pkt.	Width w [mm]
2	MSTBVA 2,5 HC/ 2-G	1924198	50	12
3	MSTBVA 2,5 HC/ 3-G	1924208	50	17
4	MSTBVA 2,5 HC/ 4-G	1924211	50	22
5	MSTBVA 2,5 HC/ 5-G	1924224	50	27
6	MSTBVA 2,5 HC/ 6-G	1924237	50	32
7	MSTBVA 2,5 HC/ 7-G	1924240	50	37
8	MSTBVA 2,5 HC/ 8-G	1924253	50	42
9	MSTBVA 2,5 HC/ 9-G	1924266	50	47
10	MSTBVA 2,5 HC/10-G	1924279	50	52
11	MSTBVA 2,5 HC/11-G	1924282	50	57
12	MSTBVA 2,5 HC/12-G	1924295	50	62

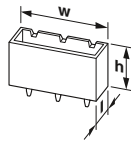


Technical data

Connection system / type of contact	POWER COMBICON 2,5 / Male connector		
Locking	without		
Electrical parameters			
Rated current	[A]	16	
Surge voltage category/degree of pollution		III/3	III / 2
Rated insulation voltage	[V]	250	320
Rated surge voltage	[kV]	4	4
Approval data (UL/CUL)			
Use Group		B	C
Nominal voltage/current	[V] / [A]	300 / 16	300 / 10
AWG		-	-
General data			
Type of insulation material / insulation material group		PA / I	
Inflammability class in acc. with UL 94		V0	

PCB headers, Pitch: 5.08 mm

MSTBVA 2,5 HC/...-G, Linear pinning



Dimensions	[mm]
Solder pin length	3.9
Length l	8.6
Height h	12



Ordering data

No. of pos.	Type	Order No.	Pcs./ Pkt.	Width w [mm]
2	MSTBVA 2,5 HC/ 2-G-5,08	1924305	50	12.16
3	MSTBVA 2,5 HC/ 3-G-5,08	1924318	50	17.24
4	MSTBVA 2,5 HC/ 4-G-5,08	1924321	50	22.32
5	MSTBVA 2,5 HC/ 5-G-5,08	1924334	50	27.4
6	MSTBVA 2,5 HC/ 6-G-5,08	1924347	50	32.48
7	MSTBVA 2,5 HC/ 7-G-5,08	1924350	50	37.56
8	MSTBVA 2,5 HC/ 8-G-5,08	1924363	50	42.64
9	MSTBVA 2,5 HC/ 9-G-5,08	1924376	50	47.72
10	MSTBVA 2,5 HC/10-G-5,08	1924389	50	52.8
11	MSTBVA 2,5 HC/11-G-5,08	1924392	50	57.88
12	MSTBVA 2,5 HC/12-G-5,08	1924402	50	62.96

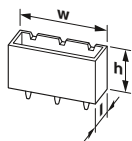


Technical data

Connection system / type of contact	POWER COMBICON 2,5 / Male connector		
Locking	without		
Electrical parameters			
Rated current	[A]	16	
Surge voltage category/degree of pollution		III/3	III / 2
Rated insulation voltage	[V]	250	320
Rated surge voltage	[kV]	4	4
Approval data (UL/CUL)			
Use Group		B	C
Nominal voltage/current	[V] / [A]	300 / 16	300 / 10
AWG		-	-
General data			
Type of insulation material / insulation material group		PA / I	
Inflammability class in acc. with UL 94		V0	

PCB headers, Pitch: 5 mm

MSTBV 2,5 HC/...-GF, Linear pinning



Dimensions	[mm]
Solder pin length	3.9
Length l	8.6
Height h	12



Ordering data

No. of pos.	Type	Order No.	Pcs./ Pkt.	Width w [mm]
2	MSTBV 2,5 HC/ 2-GF	1924415	50	20
3	MSTBV 2,5 HC/ 3-GF	1924428	50	25
4	MSTBV 2,5 HC/ 4-GF	1924431	50	30
5	MSTBV 2,5 HC/ 5-GF	1924444	50	35
6	MSTBV 2,5 HC/ 6-GF	1924457	50	40
7	MSTBV 2,5 HC/ 7-GF	1924460	50	45
8	MSTBV 2,5 HC/ 8-GF	1924473	50	50
9	MSTBV 2,5 HC/ 9-GF	1924486	50	55
10	MSTBV 2,5 HC/10-GF	1924499	50	60
11	MSTBV 2,5 HC/11-GF	1924509	50	65
12	MSTBV 2,5 HC/12-GF	1924512	50	70

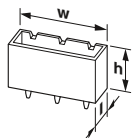


Technical data

Connection system / type of contact	POWER COMBICON 2,5 / Male connector		
Locking	Threaded flange		
Electrical parameters			
Rated current	[A]	16	
Surge voltage category/degree of pollution		III / 3	III / 2
Rated insulation voltage	[V]	250	320
Rated surge voltage	[kV]	4	4
Approval data (UL/CUL)			
Use Group		B	C
Nominal voltage/current	[V] / [A]	300 / 16	300 / 10
AWG			
		-	-
General data			
Type of insulation material / insulation material group		PA / I	
Inflammability class in acc. with UL 94		V0	

PCB headers, Pitch: 5.08 mm

MSTBV 2,5 HC/...-GF, Linear pinning




Dimensions	[mm]
Solder pin length	3.9
Length l	8.6
Height h	12



Ordering data

No. of pos.	Type	Order No.	Pcs./ Pkt.	Width w [mm]
2	MSTBV 2,5 HC/ 2-GF-5,08	1924525	50	25.4
3	MSTBV 2,5 HC/ 3-GF-5,08	1924538	50	25.4
4	MSTBV 2,5 HC/ 4-GF-5,08	1924541	50	30.48
5	MSTBV 2,5 HC/ 5-GF-5,08	1924554	50	35.56
6	MSTBV 2,5 HC/ 6-GF-5,08	1924567	50	40.64
7	MSTBV 2,5 HC/ 7-GF-5,08	1924570	50	45.72
8	MSTBV 2,5 HC/ 8-GF-5,08	1924583	50	50.8
9	MSTBV 2,5 HC/ 9-GF-5,08	1924596	50	55.88
10	MSTBV 2,5 HC/10-GF-5,08	1924606	50	60.96
11	MSTBV 2,5 HC/11-GF-5,08	1924619	50	66.04
12	MSTBV 2,5 HC/12-GF-5,08	1924622	50	71.12



Technical data

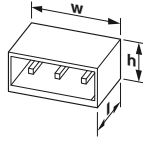
Connection system / type of contact	POWER COMBICON 2,5 / Male connector		
Locking	Threaded flange		
Electrical parameters			
Rated current	[A]	16	
Surge voltage category/degree of pollution		III / 3	III / 2
Rated insulation voltage	[V]	250	320
Rated surge voltage	[kV]	4	4
Approval data (UL/CUL)			
Use Group		B	C
Nominal voltage/current	[V] / [A]	300 / 16	300 / 10
AWG			
		-	-
General data			
Type of insulation material / insulation material group		PA / I	
Inflammability class in acc. with UL 94		V0	

PCB connectors

Conductor cross section up to 2.5 mm² (AWG 14)

PCB headers, Pitch: 7.62 mm

GMSTBA 2,5 HC/..-G, Linear pinning



Dimensions	[mm]
Solder pin length	3.2
Length l	12
Height h	8.6



Ordering data

No. of pos.	Type	Order No.	Pcs./ Pkt.	Width w [mm]
2	GMSTBA 2,5 HC/ 2-G-7,62	1728853	50	15.24
3	GMSTBA 2,5 HC/ 3-G-7,62	1728866	50	22.86
4	GMSTBA 2,5 HC/ 4-G-7,62	1728879	50	30.48
5	GMSTBA 2,5 HC/ 5-G-7,62	1728882	50	38.1
6	GMSTBA 2,5 HC/ 6-G-7,62	1728895	50	45.72
7	GMSTBA 2,5 HC/ 7-G-7,62	1728905	50	53.34
8	GMSTBA 2,5 HC/ 8-G-7,62	1728918	50	60.96
9	GMSTBA 2,5 HC/ 9-G-7,62	1728921	50	68.58
10	GMSTBA 2,5 HC/10-G-7,62	1728934	50	76.2
11	GMSTBA 2,5 HC/11-G-7,62	1728947	50	83.82
12	GMSTBA 2,5 HC/12-G-7,62	1728950	50	91.44

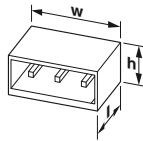


Technical data

Connection system / type of contact	POWER COMBICON 2,5 / Male connector		
Locking	without		
Electrical parameters			
Rated current	[A]	16	
Surge voltage category/degree of pollution		III / 3	III / 2
Rated insulation voltage	[V]	500	630
Rated surge voltage	[kV]	6	6
Approval data (UL/CUL)			
Use Group		B	C
Nominal voltage/current	[V] / [A]	300 / 20	300 / 10
AWG		-	-
General data			
Type of insulation material / insulation material group		PA / I	
Inflammability class in acc. with UL 94		V0	

PCB headers, Pitch: 7.62 mm

GMSTBA 2,5 HC/..-G-LR, Linear pinning



Dimensions	[mm]
Solder pin length	3.2
Length l	12
Height h	8.6



Ordering data

No. of pos.	Type	Order No.	Pcs./ Pkt.	Width w [mm]
2	GMSTBA 2,5 HC/ 2-G-7,62-LR	1812869	50	25.82
3	GMSTBA 2,5 HC/ 3-G-7,62-LR	1812872	50	33.44
4	GMSTBA 2,5 HC/ 4-G-7,62-LR	1812885	50	41.06
5	GMSTBA 2,5 HC/ 5-G-7,62-LR	1812898	50	48.68
6	GMSTBA 2,5 HC/ 6-G-7,62-LR	1812908	50	56.3
7	GMSTBA 2,5 HC/ 7-G-7,62-LR	1812911	50	63.92
8	GMSTBA 2,5 HC/ 8-G-7,62-LR	1812924	50	71.54
9	GMSTBA 2,5 HC/ 9-G-7,62-LR	1812937	50	79.16
10	GMSTBA 2,5 HC/10-G-7,62-LR	1812940	50	86.78
11	GMSTBA 2,5 HC/11-G-7,62-LR	1812953	50	94.4
12	GMSTBA 2,5 HC/12-G-7,62-LR	1812966	50	102.02

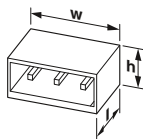


Technical data

Connection system / type of contact	POWER COMBICON 2,5 / Male connector		
Locking	Lock & release threaded flange		
Electrical parameters			
Rated current	[A]	16	
Surge voltage category/degree of pollution		III / 3	III / 2
Rated insulation voltage	[V]	500	630
Rated surge voltage	[kV]	6	6
Approval data (UL/CUL)			
Use Group		B	C
Nominal voltage/current	[V] / [A]	300 / 20	300 / 10
AWG		-	-
General data			
Type of insulation material / insulation material group		PA / I	
Inflammability class in acc. with UL 94		V0	

PCB headers, Pitch: 7.62 mm

GMSTBVA 2,5 HC/...-G, Linear pinning



Dimensions	[mm]
Solder pin length	3.9
Length l	8.6
Height h	12



Ordering data

No. of pos.	Type	Order No.	Pcs./ Pkt.	Width w [mm]
2	GMSTBVA 2,5 HC/ 2-G-7,62	1792397	50	15.24
3	GMSTBVA 2,5 HC/ 3-G-7,62	1767979	50	22.86
4	GMSTBVA 2,5 HC/ 4-G-7,62	1758179	50	30.48
5	GMSTBVA 2,5 HC/ 5-G-7,62	1773455	50	38.1
6	GMSTBVA 2,5 HC/ 6-G-7,62	1767050	50	45.72
7	GMSTBVA 2,5 HC/ 7-G-7,62	1792407	50	53.34
8	GMSTBVA 2,5 HC/ 8-G-7,62	1792410	50	60.96
9	GMSTBVA 2,5 HC/ 9-G-7,62	1792423	50	68.58
10	GMSTBVA 2,5 HC/10-G-7,62	1792436	50	76.2
11	GMSTBVA 2,5 HC/11-G-7,62	1792449	50	83.82
12	GMSTBVA 2,5 HC/12-G-7,62	1792452	50	91.44

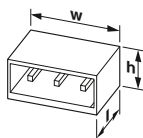


Technical data

Connection system / type of contact	POWER COMBICON 2,5 / Male connector		
Locking	without		
Electrical parameters			
Rated current	[A]	16	
Surge voltage category/degree of pollution		III / 3	III / 2
Rated insulation voltage	[V]	500	630
Rated surge voltage	[kV]	6	6
Approval data (UL/CUL)			
Use Group		B	C
Nominal voltage/current	[V] / [A]	300 / 20	300 / 10
General data			
Type of insulation material / insulation material group		PA / I	
Inflammability class in acc. with UL 94		V0	

PCB headers, Pitch: 7.62 mm

GMSTBVA 2,5 HC/...-G-LR, Linear pinning




Dimensions	[mm]
Solder pin length	3.9
Length l	8.6
Height h	12



Ordering data

No. of pos.	Type	Order No.	Pcs./ Pkt.	Width w [mm]
2	GMSTBVA 2,5 HC/ 2-G-7,62-LR	1812979	50	25.82
3	GMSTBVA 2,5 HC/ 3-G-7,62-LR	1812982	50	33.44
4	GMSTBVA 2,5 HC/ 4-G-7,62-LR	1812995	50	41.06
5	GMSTBVA 2,5 HC/ 5-G-7,62-LR	1813004	50	48.68
6	GMSTBVA 2,5 HC/ 6-G-7,62-LR	1813017	50	56.3
7	GMSTBVA 2,5 HC/ 7-G-7,62-LR	1813020	50	63.92
8	GMSTBVA 2,5 HC/ 8-G-7,62-LR	1813033	50	71.54
9	GMSTBVA 2,5 HC/ 9-G-7,62-LR	1813046	50	79.16
10	GMSTBVA 2,5 HC/10-G-7,62-LR	1813059	50	86.78
11	GMSTBVA 2,5 HC/11-G-7,62-LR	1813062	50	94.4
12	GMSTBVA 2,5 HC/12-G-7,62-LR	1813075	50	102.02



Technical data

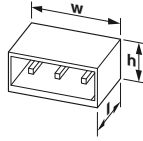
Connection system / type of contact	POWER COMBICON 2,5 / Male connector		
Locking	Lock & release threaded flange		
Electrical parameters			
Rated current	[A]	16	
Surge voltage category/degree of pollution		III / 3	III / 2
Rated insulation voltage	[V]	400	630
Rated surge voltage	[kV]	6	6
Approval data (UL/CUL)			
Use Group		B	C
Nominal voltage/current	[V] / [A]	300 / 20	300 / 10
General data			
Type of insulation material / insulation material group		PA / I	
Inflammability class in acc. with UL 94		V0	

PCB connectors

Conductor cross section up to 2.5 mm² (AWG 14)

PCB headers, Pitch: 5.08 mm

IC 2,5 HC/...-G, Linear pinning



Dimensions	[mm]
Solder pin length	3.5
Length l	1.9
Height h	10.2



Ordering data

No. of pos.	Type	Order No.	Pcs./ Pkt.	Width w [mm]
2	IC 2,5 HC/ 2-G-5,08	1943302	50	12.16
3	IC 2,5 HC/ 3-G-5,08	1943315	50	17.24
4	IC 2,5 HC/ 4-G-5,08	1943328	50	22.32
5	IC 2,5 HC/ 5-G-5,08	1943331	50	27.4
6	IC 2,5 HC/ 6-G-5,08	1943344	50	32.48
7	IC 2,5 HC/ 7-G-5,08	1943360	50	37.56
8	IC 2,5 HC/ 8-G-5,08	1943373	50	42.64
9	IC 2,5 HC/ 9-G-5,08	1943386	50	47.72
10	IC 2,5 HC/10-G-5,08	1943399	50	52.8
11	IC 2,5 HC/11-G-5,08	1943409	50	57.88
12	IC 2,5 HC/12-G-5,08	1943412	50	62.96

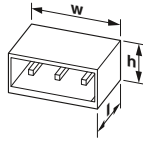


Technical data

Connection system / type of contact	POWER COMBICON 2,5 / Female connector		
Locking	without		
Electrical parameters			
Rated current	[A]	16	
Surge voltage category/degree of pollution		III/3	III / 2
Rated insulation voltage	[V]	320	320
Rated surge voltage	[kV]	4	4
Approval data (UL/CUL)			
Use Group		B	C
Nominal voltage/current	[V] / [A]	250 / 16	300 / 10
AWG		-	-
General data			
Type of insulation material / insulation material group		PA / I	
Inflammability class in acc. with UL 94		V0	

PCB headers, Pitch: 5.08 mm

IC 2,5 HC/...-GF, Linear pinning



Dimensions	[mm]
Solder pin length	3.5
Length l	19
Height h	10.2



Ordering data

No. of pos.	Type	Order No.	Pcs./ Pkt.	Width w [mm]
2	IC 2,5 HC/ 2-GF-5,08	1943425	50	20.28
3	IC 2,5 HC/ 3-GF-5,08	1943438	50	25.36
4	IC 2,5 HC/ 4-GF-5,08	1943441	50	30.44
5	IC 2,5 HC/ 5-GF-5,08	1943454	50	35.52
6	IC 2,5 HC/ 6-GF-5,08	1943467	50	40.6
7	IC 2,5 HC/ 7-GF-5,08	1943470	50	45.68
8	IC 2,5 HC/ 8-GF-5,08	1943483	50	50.76
9	IC 2,5 HC/ 9-GF-5,08	1943496	50	55.84
10	IC 2,5 HC/10-GF-5,08	1943506	50	60.92
11	IC 2,5 HC/11-GF-5,08	1943519	50	66
12	IC 2,5 HC/12-GF-5,08	1943522	50	71.08

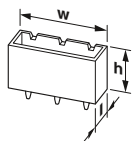


Technical data

Connection system / type of contact	POWER COMBICON 2,5 / Female connector		
Locking	Threaded flange		
Electrical parameters			
Rated current	[A]	16	
Surge voltage category/degree of pollution		III/3	III / 2
Rated insulation voltage	[V]	320	320
Rated surge voltage	[kV]	4	4
Approval data (UL/CUL)			
Use Group		B	C
Nominal voltage/current	[V] / [A]	250 / 16	300 / 10
AWG		-	-
General data			
Type of insulation material / insulation material group		PA / I	
Inflammability class in acc. with UL 94		V0	

PCB headers, Pitch: 5.08 mm

ICV 2,5 HC/...-G, Linear pinning



Dimensions	[mm]
Solder pin length	3.6
Length l	10.2
Height h	19



Ordering data

No. of pos.	Type	Order No.	Pcs./ Pkt.	Width w [mm]
2	ICV 2,5 HC/ 2-G-5,08	1943535	50	12.16
3	ICV 2,5 HC/ 3-G-5,08	1943548	50	17.24
4	ICV 2,5 HC/ 4-G-5,08	1943551	50	22.32
5	ICV 2,5 HC/ 5-G-5,08	1943564	50	27.4
6	ICV 2,5 HC/ 6-G-5,08	1943577	50	32.48
7	ICV 2,5 HC/ 7-G-5,08	1943580	50	37.56
8	ICV 2,5 HC/ 8-G-5,08	1943593	50	42.64
9	ICV 2,5 HC/ 9-G-5,08	1943603	50	47.72
10	ICV 2,5 HC/10-G-5,08	1943616	50	52.8
11	ICV 2,5 HC/11-G-5,08	1943629	50	57.88
12	ICV 2,5 HC/12-G-5,08	1943632	50	62.96

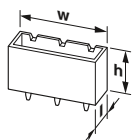


Technical data

Connection system / type of contact	POWER COMBICON 2,5 / Female connector without		
Locking			
Electrical parameters			
Rated current	[A]	16	
Surge voltage category/degree of pollution		III / 3	III / 2
Rated insulation voltage	[V]	320	320
Rated surge voltage	[kV]	4	4
Approval data (UL/CUL)			
Use Group	B	C	D
Nominal voltage/current	[V] / [A]	250 / 16	300 / 10
AWG	-	-	-
General data			
Type of insulation material / insulation material group	PA / I		
Inflammability class in acc. with UL 94	V0		

PCB headers, Pitch: 5.08 mm

ICV 2,5 HC/...-GF, Linear pinning



Dimensions	[mm]
Solder pin length	3.5
Length l	10.2
Height h	18.9



Ordering data

No. of pos.	Type	Order No.	Pcs./ Pkt.	Width w [mm]
2	ICV 2,5 HC/ 2-GF-5,08	1943645	50	20.28
3	ICV 2,5 HC/ 3-GF-5,08	1943658	50	25.36
4	ICV 2,5 HC/ 4-GF-5,08	1943661	50	30.44
5	ICV 2,5 HC/ 5-GF-5,08	1943674	50	35.52
6	ICV 2,5 HC/ 6-GF-5,08	1943687	50	40.6
7	ICV 2,5 HC/ 7-GF-5,08	1943690	50	45.68
8	ICV 2,5 HC/ 8-GF-5,08	1943700	50	50.76
9	ICV 2,5 HC/ 9-GF-5,08	1943713	50	55.84
10	ICV 2,5 HC/10-GF-5,08	1943726	50	60.92
11	ICV 2,5 HC/11-GF-5,08	1943739	50	66
12	ICV 2,5 HC/12-GF-5,08	1943742	50	71.08



Technical data

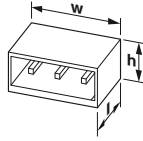
Connection system / type of contact	POWER COMBICON 2,5 / Female connector Threaded flange		
Locking			
Electrical parameters			
Rated current	[A]	16	
Surge voltage category/degree of pollution		III / 3	III / 2
Rated insulation voltage	[V]	320	320
Rated surge voltage	[kV]	4	4
Approval data (UL/CUL)			
Use Group	B	C	D
Nominal voltage/current	[V] / [A]	250 / 16	300 / 10
AWG	-	-	-
General data			
Type of insulation material / insulation material group	PA / I		
Inflammability class in acc. with UL 94	V0		

PCB connectors

Conductor cross section up to 2.5 mm² (AWG 14)

PCB headers, Pitch: 7.62 mm

GIC 2,5 HC/...-G, Linear pinning



Dimensions	[mm]
Solder pin length	3.5
Length l	19
Height h	10.2



Ordering data

No. of pos.	Type	Order No.	Pcs./ Pkt.	Width w [mm]
2	GIC 2,5 HC/ 2-G-7,62	1745784	50	15.24
3	GIC 2,5 HC/ 3-G-7,62	1745797	50	22.86
4	GIC 2,5 HC/ 4-G-7,62	1745807	50	30.48
5	GIC 2,5 HC/ 5-G-7,62	1745810	50	38.1
6	GIC 2,5 HC/ 6-G-7,62	1745823	50	45.72
7	GIC 2,5 HC/ 7-G-7,62	1745836	50	53.34
8	GIC 2,5 HC/ 8-G-7,62	1745849	50	60.96
9	GIC 2,5 HC/ 9-G-7,62	1745852	50	68.58
10	GIC 2,5 HC/10-G-7,62	1745865	50	76.2
11	GIC 2,5 HC/11-G-7,62	1745878	50	83.82
12	GIC 2,5 HC/12-G-7,62	1745881	50	91.44

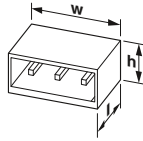


Technical data

Connection system / type of contact	POWER COMBICON 2,5 / Female connector		
Locking	without		
Electrical parameters			
Rated current	[A]	16	
Surge voltage category/degree of pollution		III / 3	III / 2
Rated insulation voltage	[V]	630	1000
Rated surge voltage	[kV]	6	6
Approval data (UL/CUL)			
Use Group		B	C
Nominal voltage/current	[V] / [A]	250 / 16	300 / 10
AWG		-	-
General data			
Type of insulation material / insulation material group		PA / I	
Inflammability class in acc. with UL 94		V0	

PCB headers, Pitch: 7.62 mm

GICV 2,5 HC/...-G, Linear pinning



Dimensions	[mm]
Solder pin length	3.6
Length l	10.2
Height h	19



Ordering data

No. of pos.	Type	Order No.	Pcs./ Pkt.	Width w [mm]
2	GICV 2,5 HC/ 2-G-7,62	1756485	50	15.24
3	GICV 2,5 HC/ 3-G-7,62	1756498	50	22.86
4	GICV 2,5 HC/ 4-G-7,62	1756508	50	30.48
5	GICV 2,5 HC/ 5-G-7,62	1756511	50	38.1
6	GICV 2,5 HC/ 6-G-7,62	1756524	50	45.72
7	GICV 2,5 HC/ 7-G-7,62	1756537	50	53.34
8	GICV 2,5 HC/ 8-G-7,62	1756540	50	60.96
9	GICV 2,5 HC/ 9-G-7,62	1756553	50	68.58
10	GICV 2,5 HC/10-G-7,62	1756566	50	76.2
11	GICV 2,5 HC/11-G-7,62	1756579	50	83.82
12	GICV 2,5 HC/12-G-7,62	1756582	50	91.44

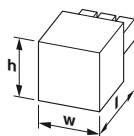


Technical data

Connection system / type of contact	POWER COMBICON 2,5 / Female connector		
Locking	without		
Electrical parameters			
Rated current	[A]	16	
Surge voltage category/degree of pollution		III / 3	III / 2
Rated insulation voltage	[V]	630	1000
Rated surge voltage	[kV]	6	6
Approval data (UL/CUL)			
Use Group		B	C
Nominal voltage/current	[V] / [A]	250 / 16	300 / 10
AWG		-	-
General data			
Type of insulation material / insulation material group		PA / I	
Inflammability class in acc. with UL 94		V0	

PCB plug, Screw connection with tension sleeve, Pitch: 7.62 mm

PC 4/...-ST



Dimensions	[mm]
Length l	30.7
Height h	18.1



Ordering data

No. of pos.	Type	Order No.	Pcs./ Pkt.	Width w [mm]
2	PC 4/ 2-ST-7,62	1804904	50	15.22
3	PC 4/ 3-ST-7,62	1804917	50	22.84
4	PC 4/ 4-ST-7,62	1804920	50	30.46
5	PC 4/ 5-ST-7,62	1804933	50	38.08
6	PC 4/ 6-ST-7,62	1804946	50	45.7
7	PC 4/ 7-ST-7,62	1804959	50	53.32
8	PC 4/ 8-ST-7,62	1804962	50	60.94
9	PC 4/ 9-ST-7,62	1804975	50	68.56
10	PC 4/10-ST-7,62	1804988	50	76.18
11	PC 4/11-ST-7,62	1804991	50	83.8
12	PC 4/12-ST-7,62	1805000	50	91.42

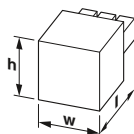


Technical data

Connection system / type of contact	POWER COMBICON 4 / Female connector		
Locking	without		
Connection capacity			
Solid / stranded	[mm ²]	0.2 - 4 / 0.2 - 4	
Stranded with ferrules without plastic sleeve	[mm ²]	0.25 - 4	
Stranded with ferrules with plastic sleeve	[mm ²]	0.25 - 4	
2 conductors with same cross section solid / stranded	[mm ²]	0.2 - 2.5 / 0.2 - 1.5	
2 conductors with same cross section, stranded, with ferrule without plastic sleeve	[mm ²]	0.25 - 1.5	
2 conductors with same cross section, stranded, with TWIN ferrules with plastic sleeve	[mm ²]	0.5 - 2.5	
Conductor cross section AWG/kcmil		24 - 10	
Stripping length	[mm]	7	
Tightening torque	[Nm]	0.5 - 0.6	
Electrical parameters			
Rated current / conductor cross section	[A] / [mm ²]	20 / 4	
Surge voltage category/degree of pollution		III / 3	III / 2
Rated insulation voltage	[V]	400	630
Rated surge voltage	[kV]	6	6
Approval data (UL/CUL)			
Use Group		B	C
Nominal voltage/current	[V] / [A]	300 / 20	300 / 20
AWG		30-10	30-10
Approval data (CSA)			
Use Group		B	C
Nominal voltage/current	[V] / [A]	300 / 20	300 / 20
AWG		28-10	28-10
General data			
Type of insulation material / insulation material group		PA / I	
Inflammability class in acc. with UL 94		V0	

PCB plug, Screw connection with tension sleeve, Pitch: 7.62 mm

PC 4/...-STF



Dimensions	[mm]
Length l	30.7
Height h	18.1



Ordering data

No. of pos.	Type	Order No.	Pcs./ Pkt.	Width w [mm]
2	PC 4/ 2-STF-7,62	1828249	50	30.46
3	PC 4/ 3-STF-7,62	1828252	50	38.08
4	PC 4/ 4-STF-7,62	1828265	50	45.7
5	PC 4/ 5-STF-7,62	1828278	50	53.32
6	PC 4/ 6-STF-7,62	1828281	50	60.94
7	PC 4/ 7-STF-7,62	1828294	50	68.56
8	PC 4/ 8-STF-7,62	1828304	50	76.18
9	PC 4/ 9-STF-7,62	1828317	50	83.8
10	PC 4/10-STF-7,62	1828320	50	91.42
11	PC 4/11-STF-7,62	1828333	50	99.04
12	PC 4/12-STF-7,62	1827583	50	106.66



Technical data

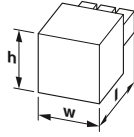
Connection system / type of contact	POWER COMBICON 4 / Female connector		
Locking	Screw flange		
Connection capacity			
Solid / stranded	[mm ²]	0.2 - 4 / 0.2 - 4	
Stranded with ferrules without plastic sleeve	[mm ²]	0.25 - 4	
Stranded with ferrules with plastic sleeve	[mm ²]	0.25 - 4	
2 conductors with same cross section solid / stranded	[mm ²]	0.2 - 2.5 / 0.2 - 1.5	
2 conductors with same cross section, stranded, with ferrule without plastic sleeve	[mm ²]	0.25 - 1.5	
2 conductors with same cross section, stranded, with TWIN ferrules with plastic sleeve	[mm ²]	0.5 - 2.5	
Conductor cross section AWG/kcmil		24 - 10	
Stripping length	[mm]	7	
Tightening torque	[Nm]	0.5 - 0.6	
Electrical parameters			
Rated current / conductor cross section	[A] / [mm ²]	20 / 4	
Surge voltage category/degree of pollution		III / 3	III / 2
Rated insulation voltage	[V]	400	630
Rated surge voltage	[kV]	6	6
Approval data (UL/CUL)			
Use Group		B	C
Nominal voltage/current	[V] / [A]	300 / 20	300 / 20
AWG		30-10	30-10
Approval data (CSA)			
Use Group		B	C
Nominal voltage/current	[V] / [A]	300 / 20	300 / 20
AWG		28-10	28-10
General data			
Type of insulation material / insulation material group		PA / I	
Inflammability class in acc. with UL 94		V0	

PCB connectors

Conductor cross section up to 4 mm² (AWG 12)

PCB plug, Crimp connection, Pitch: 7.62 mm

PCC 4/...-ST



Dimensions	[mm]
Length l	28.7
Height h	17.2



Ordering data

No. of pos.	Type	Order No.	Pcs./ Pkt.	Width w [mm]
2	PCC 4/ 2-ST-7,62	1840191	50	15.24
3	PCC 4/ 3-ST-7,62	1840188	50	22.81
4	PCC 4/ 4-ST-7,62	1840175	50	30.43
5	PCC 4/ 5-ST-7,62	1840162	50	38.05
6	PCC 4/ 6-ST-7,62	1840159	50	45.67
7	PCC 4/ 7-ST-7,62	1840146	50	53.29
8	PCC 4/ 8-ST-7,62	1840133	50	60.91
9	PCC 4/ 9-ST-7,62	1840120	50	68.53
10	PCC 4/10-ST-7,62	1840117	50	76.15
11	PCC 4/11-ST-7,62	1840104	50	83.77
12	PCC 4/12-ST-7,62	1840094	50	91.39

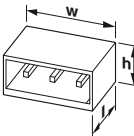


Technical data

Connection system / type of contact	POWER COMBICON 4 / Female connector		
Locking	without		
Connection capacity			
Solid / stranded	[mm ²]	- / 0.5 - 2.5	
Stranded with ferrules without plastic sleeve	[mm ²]	-	
Stranded with ferrules with plastic sleeve	[mm ²]	-	
2 conductors with same cross section solid / stranded	[mm ²]	- / -	
2 conductors with same cross section, stranded, with ferrule without plastic sleeve	[mm ²]	-	
2 conductors with same cross section, stranded, with TWIN ferrules with plastic sleeve	[mm ²]	-	
Conductor cross section AWG/kcmil		20 - 14	
Stripping length	[mm]	-	
Tightening torque	[Nm]	-	
Electrical parameters			
Rated current / conductor cross section	[A] / [mm ²]	20 / -	
Surge voltage category/degree of pollution		III/3	III / 2
Rated insulation voltage	[V]	400	1000
Rated surge voltage	[kV]	8	8
Approval data (UL/CUL)			
Use Group		B	C
Nominal voltage/current	[V] / [A]	600 / 10	600 / 10
AWG		20-14	20-14
Approval data (CSA)			
Use Group		B	C
Nominal voltage/current	[V] / [A]	300 / 10	300 / 10
AWG		20-14	20-14
General data			
Type of insulation material / insulation material group			PA / I
Inflammability class in acc. with UL 94			V0

PCB headers, Pitch: 7.62 mm

PC 4/...-G, Linear pinning



Dimensions	[mm]
Solder pin length	5
Length l	29
Height h	14.25



Ordering data

No. of pos.	Type	Order No.	Pcs./ Pkt.	Width w [mm]
2	PC 4/ 2-G-7,62	1804797	50	15.22
3	PC 4/ 3-G-7,62	1804807	50	22.84
4	PC 4/ 4-G-7,62	1804810	50	30.46
5	PC 4/ 5-G-7,62	1804823	50	38.08
6	PC 4/ 6-G-7,62	1804836	50	45.7
7	PC 4/ 7-G-7,62	1804849	50	53.32
8	PC 4/ 8-G-7,62	1804852	50	60.94
9	PC 4/ 9-G-7,62	1804865	50	68.56
10	PC 4/10-G-7,62	1804878	50	76.18
11	PC 4/11-G-7,62	1804881	50	83.8
12	PC 4/12-G-7,62	1804894	50	91.42

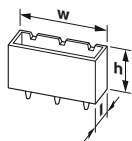


Technical data

Connection system / type of contact	POWER COMBICON 4 / Male connector		
Locking	without		
Electrical parameters			
Rated current	[A]	20	
Surge voltage category/degree of pollution		III/3	III / 2
Rated insulation voltage	[V]	400	630
Rated surge voltage	[kV]	6	6
Approval data (UL/CUL)			
Use Group		B	C
Nominal voltage/current	[V] / [A]	300 / 20	300 / 20
AWG		-	-
Approval data (CSA)			
Use Group		B	C
Nominal voltage/current	[V] / [A]	300 / 20	300 / 20
AWG		-	-
General data			
Type of insulation material / insulation material group			PA / I
Inflammability class in acc. with UL 94			V0

PCB headers, Pitch: 7.62 mm

PCV 4/...-G, Linear pinning



Dimensions	[mm]
Solder pin length	5
Length l	11
Height h	29



Ordering data

No. of pos.	Type	Order No.	Pcs./ Pkt.	Width w [mm]
2	PCV 4/ 2-G-7,62	1804687	50	15.2
3	PCV 4/ 3-G-7,62	1804690	50	22.82
4	PCV 4/ 4-G-7,62	1804700	50	30.44
5	PCV 4/ 5-G-7,62	1804713	50	38.06
6	PCV 4/ 6-G-7,62	1804726	50	45.68
7	PCV 4/ 7-G-7,62	1804739	50	53.3
8	PCV 4/ 8-G-7,62	1804742	50	60.92
9	PCV 4/ 9-G-7,62	1804755	50	68.54
10	PCV 4/10-G-7,62	1804768	50	76.16
11	PCV 4/11-G-7,62	1804771	50	83.78
12	PCV 4/12-G-7,62	1804784	50	91.4

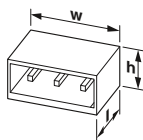


Technical data

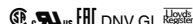
Connection system / type of contact	POWER COMBICON 4 / Male connector		
Locking	without		
Electrical parameters			
Rated current	[A]	20	
Surge voltage category/degree of pollution		III / 3	III / 2
Rated insulation voltage	[V]	400	630
Rated surge voltage	[kV]	6	6
Approval data (UL/CUL)			
Use Group		B	C
Nominal voltage/current	[V] / [A]	300 / 20	300 / 20
AWG		-	-
Approval data (CSA)			
Use Group		B	C
Nominal voltage/current	[V] / [A]	300 / 20	300 / 20
AWG		-	-
General data			
Type of insulation material / insulation material group		PA / I	
Inflammability class in acc. with UL 94		V0	

Feed-through header, Screw connection with tension sleeve, Pitch: 7.62 mm

DFK-PC 4/...-GF



Dimensions	[mm]
Solder pin length	-
Length l	32
Height h	30.5



Ordering data

No. of pos.	Type	Order No.	Pcs./ Pkt.	Width w [mm]
2	DFK-PC 4/ 2-GF-7,62	1840557	50	36.86
3	DFK-PC 4/ 3-GF-7,62	1840560	50	44.48
4	DFK-PC 4/ 4-GF-7,62	1840573	50	52.1
5	DFK-PC 4/ 5-GF-7,62	1840586	50	59.72
6	DFK-PC 4/ 6-GF-7,62	1840599	50	67.34
7	DFK-PC 4/ 7-GF-7,62	1840609	50	74.96
8	DFK-PC 4/ 8-GF-7,62	1840612	50	82.58
9	DFK-PC 4/ 9-GF-7,62	1840625	50	90.2
10	DFK-PC 4/10-GF-7,62	1840638	50	97.82
11	DFK-PC 4/11-GF-7,62	1840641	50	105.44
12	DFK-PC 4/12-GF-7,62	1840654	50	113.06



Technical data

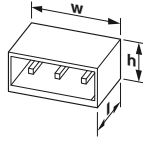
Connection system / type of contact	POWER COMBICON 4 / Male connector		
Locking	Threaded flange		
Electrical parameters			
Rated current	[A]	20	
Surge voltage category/degree of pollution		III / 3	III / 2
Rated insulation voltage	[V]	400	630
Rated surge voltage	[kV]	6	6
Approval data (UL/CUL)			
Use Group		B	C
Nominal voltage/current	[V] / [A]	300 / 35	300 / 35
AWG		30-10	30-10
Approval data (CSA)			
Use Group		B	C
Nominal voltage/current	[V] / [A]	300 / 20	300 / 20
AWG		28-10	28-10
General data			
Type of insulation material / insulation material group		PA / I	
Inflammability class in acc. with UL 94		V0	

PCB connectors

Conductor cross section up to 4 mm² (AWG 12)

Feed-through header, Solder/Slip-on connection, Pitch: 7.62 mm

DFK-PC 4/...-G-FS4,8



Dimensions	[mm]
Solder pin length	-
Length l	37.35
Height h	14.3



Ordering data

No. of pos.	Type	Order No.	Pcs./ Pkt.	Width w [mm]
2	DFK-PC 4/ 2-G-7,62-FS4,8	1861154	50	30.46
3	DFK-PC 4/ 3-G-7,62-FS4,8	1861167	50	38.08
4	DFK-PC 4/ 4-G-7,62-FS4,8	1861170	50	45.7
5	DFK-PC 4/ 5-G-7,62-FS4,8	1861183	50	53.32
6	DFK-PC 4/ 6-G-7,62-FS4,8	1861196	50	60.94
7	DFK-PC 4/ 7-G-7,62-FS4,8	1861206	50	68.56
8	DFK-PC 4/ 8-G-7,62-FS4,8	1861219	50	76.18
9	DFK-PC 4/ 9-G-7,62-FS4,8	1861222	50	83.8
10	DFK-PC 4/10-G-7,62-FS4,8	1861235	50	91.42
11	DFK-PC 4/11-G-7,62-FS4,8	1861248	50	99.04
12	DFK-PC 4/12-G-7,62-FS4,8	1861251	50	106.66

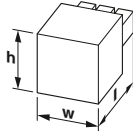


Technical data

Connection system / type of contact	POWER COMBICON 4 / Male connector		
Locking	without		
Electrical parameters			
Rated current	[A]	15	
Surge voltage category/degree of pollution		III/3	III / 2
Rated insulation voltage	[V]	400	400
Rated surge voltage	[kV]	6	6
Approval data (UL/CUL)			
Use Group		B	C
Nominal voltage/current	[V] / [A]	300 / 20	300 / 20
AWG		-	-
Approval data (CSA)			
Use Group		B	C
Nominal voltage/current	[V] / [A]	300 / 20	300 / 20
AWG		-	-
General data			
Type of insulation material / insulation material group		PA / I	
Inflammability class in acc. with UL 94		V2	

DIN rail connector, Screw connection with tension sleeve, Pitch: 7.62 mm

PCVK 4



Dimensions	[mm]
Length l	41.2
Height h	37



Ordering data

No. of pos.	Type	Order No.	Pcs./ Pkt.	Width w [mm]
1	PCVK 4-7,62	1849998	50	7.62
1	PCVK 4-7,62-F	1850000	50	7.62

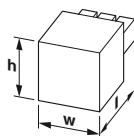


Technical data

Connection system / type of contact	POWER COMBICON 4 / Male connector		
Locking	without		
Connection capacity			
Solid / stranded	[mm ²]	0.2 - 4 / 0.2 - 4	
Stranded with ferrules without plastic sleeve	[mm ²]	0.25 - 4	
Stranded with ferrules with plastic sleeve	[mm ²]	0.25 - 4	
2 conductors with same cross section solid / stranded	[mm ²]	0.25 - 2.5 / 0.25 - 2.5	
2 conductors with same cross section, stranded, with ferrule without plastic sleeve	[mm ²]	0.25 - 1.5	
2 conductors with same cross section, stranded, with TWIN ferrules with plastic sleeve	[mm ²]	0.5 - 2.5	
Conductor cross section AWG/kcmil		24 - 12	
Stripping length	[mm]	10	
Tightening torque	[Nm]	0.5 - 0.6	
Electrical parameters			
Rated current / conductor cross section	[A] / [mm ²]	20 / 4	
Surge voltage category/degree of pollution		III/3	III / 2
Rated insulation voltage	[V]	500	630
Rated surge voltage	[kV]	6	6
Approval data (UL/CUL)			
Use Group		B	C
Nominal voltage/current	[V] / [A]	300 / 20	300 / 20
AWG		30-10	30-10
Approval data (CSA)			
Use Group		B	C
Nominal voltage/current	[V] / [A]	300 / 20	300 / 20
AWG		28-10	28-10
General data			
Type of insulation material / insulation material group		PA / I	
Inflammability class in acc. with UL 94		V0	

PCB plug, Screw connection with tension sleeve, Pitch: 7.62 mm

PC 5/...-ST1



Dimensions	[mm]
Length l	35.25
Height h	19.7



Ordering data

No. of pos.	Type	Order No.	Pcs./ Pkt.	Width w [mm]
2	PC 5/ 2-ST1-7,62	1777723	50	15.19
3	PC 5/ 3-ST1-7,62	1777736	50	22.81
4	PC 5/ 4-ST1-7,62	1777749	50	30.43
5	PC 5/ 5-ST1-7,62	1777752	50	38.05
6	PC 5/ 6-ST1-7,62	1777765	50	45.67
7	PC 5/ 7-ST1-7,62	1777778	50	53.29
8	PC 5/ 8-ST1-7,62	1777781	50	60.91
9	PC 5/ 9-ST1-7,62	1777794	50	68.53
10	PC 5/10-ST1-7,62	1777804	50	76.15
11	PC 5/11-ST1-7,62	1777817	50	83.77
12	PC 5/12-ST1-7,62	1777820	50	91.39

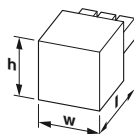


Technical data

Connection system / type of contact	POWER COMBICON 5 / Female connector		
Locking	without		
Connection capacity			
Solid / stranded	[mm ²]	0.2 - 10 / 0.2 - 6	
Stranded with ferrules without plastic sleeve	[mm ²]	0.25 - 6	
Stranded with ferrules with plastic sleeve	[mm ²]	0.25 - 4	
2 conductors with same cross section solid / stranded	[mm ²]	0.2 - 2.5 / 0.2 - 4	
2 conductors with same cross section, stranded, with ferrule without plastic sleeve	[mm ²]	0.25 - 1.5	
2 conductors with same cross section, stranded, with TWIN ferrules with plastic sleeve	[mm ²]	0.25 - 2.5	
Conductor cross section AWG/kcmil		24 - 10	
Stripping length	[mm]	10	
Tightening torque	[Nm]	0.5 - 0.8	
Electrical parameters			
Rated current / conductor cross section	[A] / [mm ²]	41 / 10	
Surge voltage category/degree of pollution		III / 3	III / 2
Rated insulation voltage	[V]	1000	1000
Rated surge voltage	[kV]	8	6
Approval data (UL/CUL)			
Use Group		B	C
Nominal voltage/current	[V] / [A]	600 / 41	600 / 41
AWG		24-8	24-8
General data			
Type of insulation material / insulation material group		PA / I	
Inflammability class in acc. with UL 94		V0	

PCB plug, Screw connection with tension sleeve, Pitch: 7.62 mm

PC 5/...-STF1-SH



Dimensions	[mm]
Length l	35.5
Height h	22.9



Ordering data

No. of pos.	Type	Order No.	Pcs./ Pkt.	Width w [mm]
2	PC 5/ 2-STF-SH1-7,62	1778175	50	15.24
3	PC 5/ 3-STF-SH1-7,62	1778188	50	30.46
4	PC 5/ 4-STF-SH1-7,62	1778191	50	38.08
7	PC 5/ 7-STF-SH1-7,62	1778201	50	60.94



Technical data

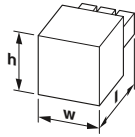
Connection system / type of contact	POWER COMBICON 5 / Female connector		
Locking	Screw flange		
Connection capacity			
Solid / stranded	[mm ²]	0.2 - 10 / 0.2 - 6	
Stranded with ferrules without plastic sleeve	[mm ²]	0.25 - 6	
Stranded with ferrules with plastic sleeve	[mm ²]	0.25 - 4	
2 conductors with same cross section solid / stranded	[mm ²]	0.2 - 2.5 / 0.2 - 4	
2 conductors with same cross section, stranded, with ferrule without plastic sleeve	[mm ²]	0.25 - 1.5	
2 conductors with same cross section, stranded, with TWIN ferrules with plastic sleeve	[mm ²]	0.25 - 2.5	
Conductor cross section AWG/kcmil		24 - 10	
Stripping length	[mm]	10	
Tightening torque	[Nm]	0.7 - 0.8	
Electrical parameters			
Rated current / conductor cross section	[A] / [mm ²]	41 / 10	
Surge voltage category/degree of pollution		III / 3	III / 2
Rated insulation voltage	[V]	1000	1000
Rated surge voltage	[kV]	8	6
Approval data (UL/CUL)			
Use Group		B	C
Nominal voltage/current	[V] / [A]	600 / 41	600 / 41
AWG		24-8	24-8
General data			
Type of insulation material / insulation material group		PA / I	
Inflammability class in acc. with UL 94		V0	

PCB connectors

Conductor cross section up to 6 mm² (AWG 10)

PCB plug, Screw connection with tension sleeve, Pitch: 7.62 mm

PC 5/...-STCL



Dimensions	[mm]
Length l	36.5
Height h	22.9

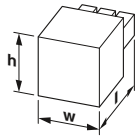

Ordering data				
No. of pos.	Type	Order No.	Pcs./ Pkt.	Width w [mm]
2	PC 5/ 2-STCL-7,62	1718371	50	15.24
3	PC 5/ 3-STCL-7,62	1718384	50	22.86
4	PC 5/ 4-STCL-7,62	1718397	50	30.48
5	PC 5/ 5-STCL-7,62	1718407	50	38.1
6	PC 5/ 6-STCL-7,62	1718410	50	45.72
7	PC 5/ 7-STCL-7,62	1718423	50	53.34
8	PC 5/ 8-STCL-7,62	1718436	50	60.96
9	PC 5/ 9-STCL-7,62	1718449	50	68.58
10	PC 5/10-STCL-7,62	1718452	50	76.2
11	PC 5/11-STCL-7,62	1718465	50	83.82
12	PC 5/12-STCL-7,62	1718478	50	91.44



Technical data	
Connection system / type of contact	POWER COMBICON 5 / Female connector
Locking	Click & Lock latching slide
Connection capacity	
Solid / stranded	[mm ²] 0.2 - 10 / 0.2 - 6
Stranded with ferrules without plastic sleeve	[mm ²] 0.25 - 6
Stranded with ferrules with plastic sleeve	[mm ²] 0.25 - 4
2 conductors with same cross section solid / stranded	[mm ²] 0.2 - 2.5 / 0.2 - 4
2 conductors with same cross section, stranded, with ferrule without plastic sleeve	[mm ²] 0.25 - 1.5
2 conductors with same cross section, stranded, with TWIN ferrules with plastic sleeve	[mm ²] 0.25 - 2.5
Conductor cross section AWG/kcmil	24 - 10
Stripping length	[mm] 10
Tightening torque	[Nm] 0.7 - 0.8
Electrical parameters	
Rated current / conductor cross section	[A] / [mm ²] 41 / 10
Surge voltage category/degree of pollution	III/3 III / 2 II / 2
Rated insulation voltage	[V] 1000 1000 1000
Rated surge voltage	[kV] 8 8 6
General data	
Type of insulation material / insulation material group	PA / I
Inflammability class in acc. with UL 94	V0

PCB plug, Screw connection with tension sleeve, Pitch: 7.62 mm

IPC 5/...-ST



Dimensions	[mm]
Length l	36.55
Height h	22.9

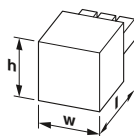
Ordering data				
No. of pos.	Type	Order No.	Pcs./ Pkt.	Width w [mm]
2	IPC 5/ 2-ST-7,62	1709047	50	15.24
3	IPC 5/ 3-ST-7,62	1709050	50	22.86
4	IPC 5/ 4-ST-7,62	1709063	50	30.48
5	IPC 5/ 5-ST-7,62	1709076	50	38.1
6	IPC 5/ 6-ST-7,62	1709089	50	45.72
7	IPC 5/ 7-ST-7,62	1709092	50	53.34
8	IPC 5/ 8-ST-7,62	1709102	50	60.96
9	IPC 5/ 9-ST-7,62	1709115	50	68.58
10	IPC 5/10-ST-7,62	1709128	50	76.2
11	IPC 5/11-ST-7,62	1709131	50	83.82
12	IPC 5/12-ST-7,62	1709144	50	91.44



Technical data	
Connection system / type of contact	POWER COMBICON 5 / Male connector
Locking	without
Connection capacity	
Solid / stranded	[mm ²] 0.2 - 10 / 0.2 - 6
Stranded with ferrules without plastic sleeve	[mm ²] 0.25 - 6
Stranded with ferrules with plastic sleeve	[mm ²] 0.25 - 4
2 conductors with same cross section solid / stranded	[mm ²] 0.2 - 2.5 / 0.2 - 4
2 conductors with same cross section, stranded, with ferrule without plastic sleeve	[mm ²] 0.25 - 1.5
2 conductors with same cross section, stranded, with TWIN ferrules with plastic sleeve	[mm ²] 0.25 - 2.5
Conductor cross section AWG/kcmil	24 - 10
Stripping length	[mm] 10
Tightening torque	[Nm] 0.7 - 0.8
Electrical parameters	
Rated current / conductor cross section	[A] / [mm ²] 41 / 10
Surge voltage category/degree of pollution	III/3 III / 2 II / 2
Rated insulation voltage	[V] 1000 1000 1000
Rated surge voltage	[kV] 8 8 6
Approval data (UL/CUL)	
Use Group	B C D
Nominal voltage/current	[V] / [A] 600 / 41 600 / 41 -
AWG	24-8 24-8 -
General data	
Type of insulation material / insulation material group	PA / I
Inflammability class in acc. with UL 94	V0

PCB plug, Screw connection with tension sleeve, Pitch: 7.62 mm

IPC 5/...STF



Dimensions	[mm]
Length l	36.55
Height h	22.9



Ordering data

No. of pos.	Type	Order No.	Pcs./ Pkt.	Width w [mm]
2	IPC 5/ 2-STF-7,62	1709157	50	15.24
3	IPC 5/ 3-STF-7,62	1709160	50	22.86
4	IPC 5/ 4-STF-7,62	1709173	50	30.48
5	IPC 5/ 5-STF-7,62	1709186	50	38.1
6	IPC 5/ 6-STF-7,62	1709199	50	45.72
7	IPC 5/ 7-STF-7,62	1709209	50	53.34
8	IPC 5/ 8-STF-7,62	1709212	50	60.96
9	IPC 5/ 9-STF-7,62	1709225	50	68.58
10	IPC 5/10-STF-7,62	1709238	50	76.2
11	IPC 5/11-STF-7,62	1709241	50	83.82
12	IPC 5/12-STF-7,62	1709254	50	91.44

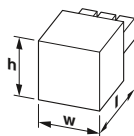


Technical data

Connection system / type of contact		POWER COMBICON 5 / Male connector		
Locking		Screw flange		
Connection capacity				
Solid / stranded	[mm ²]	0.2 - 10 / 0.2 - 6		
Stranded with ferrules without plastic sleeve	[mm ²]	0.25 - 6		
Stranded with ferrules with plastic sleeve	[mm ²]	0.25 - 4		
2 conductors with same cross section solid / stranded	[mm ²]	0.2 - 2.5 / 0.2 - 4		
2 conductors with same cross section, stranded, with ferrule without plastic sleeve	[mm ²]	0.25 - 1.5		
2 conductors with same cross section, stranded, with TWIN ferrules with plastic sleeve	[mm ²]	0.25 - 2.5		
Conductor cross section AWG/kcmil		24 - 10		
Stripping length		10		
Tightening torque		0.7 - 0.8		
Electrical parameters				
Rated current / conductor cross section [A] / [mm ²]		41 / 10		
Surge voltage category/degree of pollution		III / 3	III / 2	II / 2
Rated insulation voltage [V]		1000	1000	1000
Rated surge voltage [kV]		8	8	6
Approval data (UL/CUL)				
Use Group		B	C	D
Nominal voltage/current [V] / [A]		600 / 41	600 / 41	-
AWG		24-8	24-8	-
General data				
Type of insulation material / insulation material group		PA / I		
Inflammability class in acc. with UL 94		V0		

PCB plug, Screw connection with tension sleeve, Pitch: 7.62 mm

IPC 5/...STGF



Dimensions	[mm]
Length l	36.55
Height h	22.9



Ordering data

No. of pos.	Type	Order No.	Pcs./ Pkt.	Width w [mm]
2	IPC 5/ 2-STGF-7,62	1709267	50	15.24
3	IPC 5/ 3-STGF-7,62	1709270	50	22.86
4	IPC 5/ 4-STGF-7,62	1709283	50	30.48
5	IPC 5/ 5-STGF-7,62	1709296	50	38.1
6	IPC 5/ 6-STGF-7,62	1709306	50	45.72
7	IPC 5/ 7-STGF-7,62	1709319	50	53.34
8	IPC 5/ 8-STGF-7,62	1709322	50	60.96
9	IPC 5/ 9-STGF-7,62	1709335	50	68.58
10	IPC 5/10-STGF-7,62	1709348	50	76.2
11	IPC 5/11-STGF-7,62	1709351	50	83.82
12	IPC 5/12-STGF-7,62	1709364	50	91.44



Technical data

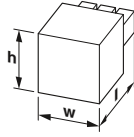
Connection system / type of contact		POWER COMBICON 5 / Male connector		
Locking		Threaded flange		
Connection capacity				
Solid / stranded	[mm ²]	0.2 - 10 / 0.2 - 6		
Stranded with ferrules without plastic sleeve	[mm ²]	0.25 - 6		
Stranded with ferrules with plastic sleeve	[mm ²]	0.25 - 4		
2 conductors with same cross section solid / stranded	[mm ²]	0.2 - 2.5 / 0.2 - 4		
2 conductors with same cross section, stranded, with ferrule without plastic sleeve	[mm ²]	0.25 - 1.5		
2 conductors with same cross section, stranded, with TWIN ferrules with plastic sleeve	[mm ²]	0.25 - 2.5		
Conductor cross section AWG/kcmil		24 - 10		
Stripping length		10		
Tightening torque		0.7 - 0.8		
Electrical parameters				
Rated current / conductor cross section [A] / [mm ²]		41 / 10		
Surge voltage category/degree of pollution		III / 3	III / 2	II / 2
Rated insulation voltage [V]		1000	1000	1000
Rated surge voltage [kV]		8	8	6
Approval data (UL/CUL)				
Use Group		B	C	D
Nominal voltage/current [V] / [A]		600 / 41	600 / 41	-
AWG		24-8	24-8	-
General data				
Type of insulation material / insulation material group		PA / I		
Inflammability class in acc. with UL 94		V0		

PCB connectors

Conductor cross section up to 6 mm² (AWG 10)

PCB plug, Screw connection with tension sleeve, Pitch: 7.62 mm

IPC 5/...-STGCL



Dimensions	[mm]
Length l	36.55
Height h	22.9



Ordering data

No. of pos.	Type	Order No.	Pcs./ Pkt.	Width w [mm]
2	IPC 5/ 2-STGCL-7,62	1718261	50	18.04
3	IPC 5/ 3-STGCL-7,62	1718274	50	25.66
4	IPC 5/ 4-STGCL-7,62	1718287	50	33.28
5	IPC 5/ 5-STGCL-7,62	1718290	50	40.9
6	IPC 5/ 6-STGCL-7,62	1718300	50	48.52
7	IPC 5/ 7-STGCL-7,62	1718313	50	56.14
8	IPC 5/ 8-STGCL-7,62	1718326	50	63.76
9	IPC 5/ 9-STGCL-7,62	1718339	50	71.36
10	IPC 5/10-STGCL-7,62	1718342	50	79
11	IPC 5/11-STGCL-7,62	1718355	50	86.62
12	IPC 5/12-STGCL-7,62	1718368	50	94.24

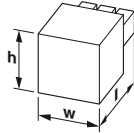


Technical data

Connection system / type of contact	POWER COMBICON 5 / Male connector		
Locking	Click & Lock latching slide		
Connection capacity			
Solid / stranded	[mm ²]	0.2 - 10 / 0.2 - 6	
Stranded with ferrules without plastic sleeve	[mm ²]	0.25 - 6	
Stranded with ferrules with plastic sleeve	[mm ²]	0.25 - 4	
2 conductors with same cross section solid / stranded	[mm ²]	0.2 - 2.5 / 0.2 - 4	
2 conductors with same cross section, stranded, with ferrule without plastic sleeve	[mm ²]	0.25 - 1.5	
2 conductors with same cross section, stranded, with TWIN ferrules with plastic sleeve	[mm ²]	0.25 - 2.5	
Conductor cross section AWG/kcmil		24 - 10	
Stripping length	[mm]	10	
Tightening torque	[Nm]	0.7 - 0.8	
Electrical parameters			
Rated current / conductor cross section	[A] / [mm ²]	41 / 10	
Surge voltage category/degree of pollution		III/3	III/2
Rated insulation voltage	[V]	1000	1000
Rated surge voltage	[kV]	8	6
Approval data (UL/CUL)			
Use Group		B	C
Nominal voltage/current	[V] / [A]	600 / 41	600 / 41
AWG		24-8	24-8
General data			
Type of insulation material / insulation material group		PA / I	
Inflammability class in acc. with UL 94		V0	

PCB plug, Screw connection with tension sleeve, Pitch: 7.62 mm

IPC 5/...-STF-SH



Dimensions	[mm]
Length l	36.55
Height h	22.9



Ordering data

No. of pos.	Type	Order No.	Pcs./ Pkt.	Width w [mm]
4	IPC 5/ 4-STF-SH-7,62	1709380	50	45.7

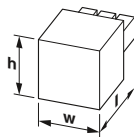


Technical data

Connection system / type of contact	POWER COMBICON 5 / Male connector		
Locking	Screw flange		
Connection capacity			
Solid / stranded	[mm ²]	0.2 - 10 / 0.2 - 6	
Stranded with ferrules without plastic sleeve	[mm ²]	0.25 - 6	
Stranded with ferrules with plastic sleeve	[mm ²]	0.25 - 4	
2 conductors with same cross section solid / stranded	[mm ²]	0.2 - 2.5 / 0.2 - 4	
2 conductors with same cross section, stranded, with ferrule without plastic sleeve	[mm ²]	0.25 - 1.5	
2 conductors with same cross section, stranded, with TWIN ferrules with plastic sleeve	[mm ²]	0.25 - 2.5	
Conductor cross section AWG/kcmil		24 - 10	
Stripping length	[mm]	10	
Tightening torque	[Nm]	0.7 - 0.8	
Electrical parameters			
Rated current / conductor cross section	[A] / [mm ²]	41 / 10	
Surge voltage category/degree of pollution		III/3	III/2
Rated insulation voltage	[V]	1000	1000
Rated surge voltage	[kV]	8	6
Approval data (UL/CUL)			
Use Group		B	C
Nominal voltage/current	[V] / [A]	600 / 41	600 / 41
AWG		24-8	24-8
General data			
Type of insulation material / insulation material group		PA / I	
Inflammability class in acc. with UL 94		V0	

PCB plug, Screw connection with tension sleeve, Pitch: 7.62 mm

IPC 5/...-STGF-SH



Dimensions	[mm]
Length l	64
Height h	22.9



Ordering data

No. of pos.	Type	Order No.	Pcs./ Pkt.	Width w [mm]
4	IPC 5/ 4-STGF-SH-7,62	1709377	50	45.7

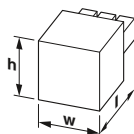


Technical data

Connection system / type of contact	POWER COMBICON 5 / Male connector		
Locking	Threaded flange		
Connection capacity			
Solid / stranded	[mm ²]	0.2 - 10 / 0.2 - 6	
Stranded with ferrules without plastic sleeve	[mm ²]	0.25 - 6	
Stranded with ferrules with plastic sleeve	[mm ²]	0.25 - 4	
2 conductors with same cross section solid / stranded	[mm ²]	0.2 - 2.5 / 0.2 - 4	
2 conductors with same cross section, stranded, with ferrule without plastic sleeve	[mm ²]	0.25 - 1.5	
2 conductors with same cross section, stranded, with TWIN ferrules with plastic sleeve	[mm ²]	0.25 - 2.5	
Conductor cross section AWG/kcmil		24 - 10	
Stripping length	[mm]	10	
Tightening torque	[Nm]	0.7 - 0.8	
Electrical parameters			
Rated current / conductor cross section	[A] / [mm ²]	41 / 10	
Surge voltage category/degree of pollution		III / 3	II / 2
Rated insulation voltage	[V]	1000	1000
Rated surge voltage	[kV]	8	6
Approval data (UL/CUL)			
Use Group		B	C
Nominal voltage/current	[V] / [A]	600 / 41	-
AWG		24-8	-
General data			
Type of insulation material / insulation material group		PA / I	
Inflammability class in acc. with UL 94		V0	

PCB plug, Push-in spring connection, Pitch: 7.62 mm

SPC 5/...-ST



Dimensions	[mm]
Length l	38.5
Height h	19.8



Ordering data

No. of pos.	Type	Order No.	Pcs./ Pkt.	Width w [mm]
2	SPC 5/ 2-ST-7,62	1996016	50	15.24
3	SPC 5/ 3-ST-7,62	1996029	50	22.86
4	SPC 5/ 4-ST-7,62	1996032	50	30.48
5	SPC 5/ 5-ST-7,62	1996045	50	38.1
6	SPC 5/ 6-ST-7,62	1996058	50	45.72
7	SPC 5/ 7-ST-7,62	1996061	50	53.34
8	SPC 5/ 8-ST-7,62	1996074	50	60.96
9	SPC 5/ 9-ST-7,62	1996087	50	68.58
10	SPC 5/10-ST-7,62	1996090	50	76.2
11	SPC 5/11-ST-7,62	1996100	50	83.82
12	SPC 5/12-ST-7,62	1996113	50	91.44



Technical data

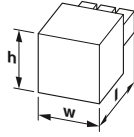
Connection system / type of contact	POWER COMBICON 5 / Female connector		
Locking	without		
Connection capacity			
Solid / stranded	[mm ²]	0.2 - 10 / 0.2 - 6	
Stranded with ferrules without plastic sleeve	[mm ²]	0.25 - 6	
Stranded with ferrules with plastic sleeve	[mm ²]	0.25 - 4	
2 conductors with same cross section solid / stranded	[mm ²]	- / -	
2 conductors with same cross section, stranded, with ferrule without plastic sleeve	[mm ²]	-	
2 conductors with same cross section, stranded, with TWIN ferrules with plastic sleeve	[mm ²]	0.25 - 1.5	
Conductor cross section AWG/kcmil		24 - 8	
Stripping length	[mm]	15	
Tightening torque	[Nm]	-	
Electrical parameters			
Rated current / conductor cross section	[A] / [mm ²]	41 / 10	
Surge voltage category/degree of pollution		III / 3	II / 2
Rated insulation voltage	[V]	1000	1000
Rated surge voltage	[kV]	8	6
Approval data (UL/CUL)			
Use Group		B	C
Nominal voltage/current	[V] / [A]	600 / 35	-
AWG		24-8	-
General data			
Type of insulation material / insulation material group		PA / I	
Inflammability class in acc. with UL 94		V0	

PCB connectors

Conductor cross section up to 6 mm² (AWG 10)

PCB plug, Push-in spring connection, Pitch: 7.62 mm

SPC 5/...STF



Dimensions	[mm]
Length l	38.5
Height h	19.8



Ordering data

No. of pos.	Type	Order No.	Pcs./ Pkt.	Width w [mm]
2	SPC 5/ 2-STF-7,62	1996126	50	30.46
3	SPC 5/ 3-STF-7,62	1996139	50	38.08
4	SPC 5/ 4-STF-7,62	1996142	50	45.7
5	SPC 5/ 5-STF-7,62	1996155	50	53.32
6	SPC 5/ 6-STF-7,62	1996168	50	60.94
7	SPC 5/ 7-STF-7,62	1996171	50	68.56
8	SPC 5/ 8-STF-7,62	1996184	50	76.18
9	SPC 5/ 9-STF-7,62	1996197	50	83.8
10	SPC 5/10-STF-7,62	1996207	50	91.42
11	SPC 5/11-STF-7,62	1996210	50	99.04
12	SPC 5/12-STF-7,62	1996223	50	106.66

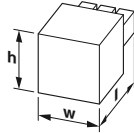


Technical data

Connection system / type of contact	POWER COMBICON 5 / Female connector		
Locking	Screw flange		
Connection capacity			
Solid / stranded	[mm ²]	0.2 - 10 / 0.2 - 6	
Stranded with ferrules without plastic sleeve	[mm ²]	0.25 - 6	
Stranded with ferrules with plastic sleeve	[mm ²]	0.25 - 4	
2 conductors with same cross section solid / stranded	[mm ²]	- / -	
2 conductors with same cross section, stranded, with ferrule without plastic sleeve	[mm ²]	-	
2 conductors with same cross section, stranded, with TWIN ferrules with plastic sleeve	[mm ²]	0.25 - 1.5	
Conductor cross section AWG/kcmil		24 - 8	
Stripping length	[mm]	15	
Tightening torque	[Nm]	-	
Electrical parameters			
Rated current / conductor cross section	[A] / [mm ²]	41 / 10	
Surge voltage category/degree of pollution		III/3	III/2
Rated insulation voltage	[V]	1000	1000
Rated surge voltage	[kV]	8	6
Approval data (UL/CUL)			
Use Group		B	C
Nominal voltage/current	[V] / [A]	600 / 35	600 / 35
AWG		24-8	24-8
General data			
Type of insulation material / insulation material group		PA / I	
Inflammability class in acc. with UL 94		V0	

PCB plug, Push-in spring connection, Pitch: 7.62 mm

SPC 5/...STCL



Dimensions	[mm]
Length l	38.45
Height h	19.8



Ordering data

No. of pos.	Type	Order No.	Pcs./ Pkt.	Width w [mm]
2	SPC 5/ 2-STCL-7,62	1718481	50	23.24
3	SPC 5/ 3-STCL-7,62	1718494	50	30.86
4	SPC 5/ 4-STCL-7,62	1718504	50	38.48
5	SPC 5/ 5-STCL-7,62	1718517	50	46.1
6	SPC 5/ 6-STCL-7,62	1718520	50	53.72
7	SPC 5/ 7-STCL-7,62	1718533	50	61.34
8	SPC 5/ 8-STCL-7,62	1718546	50	68.96
9	SPC 5/ 9-STCL-7,62	1718559	50	76.58
10	SPC 5/10-STCL-7,62	1718562	50	84.2
11	SPC 5/11-STCL-7,62	1718575	50	91.82
12	SPC 5/12-STCL-7,62	1718588	50	99.44

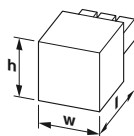


Technical data

Connection system / type of contact	POWER COMBICON 5 / Female connector		
Locking	Click & Lock latching slide		
Connection capacity			
Solid / stranded	[mm ²]	0.2 - 10 / 0.2 - 6	
Stranded with ferrules without plastic sleeve	[mm ²]	0.25 - 6	
Stranded with ferrules with plastic sleeve	[mm ²]	0.25 - 4	
2 conductors with same cross section solid / stranded	[mm ²]	- / -	
2 conductors with same cross section, stranded, with ferrule without plastic sleeve	[mm ²]	-	
2 conductors with same cross section, stranded, with TWIN ferrules with plastic sleeve	[mm ²]	0.25 - 1.5	
Conductor cross section AWG/kcmil		24 - 8	
Stripping length	[mm]	15	
Tightening torque	[Nm]	-	
Electrical parameters			
Rated current / conductor cross section	[A] / [mm ²]	41 / 10	
Surge voltage category/degree of pollution		III/3	III/2
Rated insulation voltage	[V]	1000	1000
Rated surge voltage	[kV]	8	6
Approval data (UL/CUL)			
Use Group		B	C
Nominal voltage/current	[V] / [A]	600 / 35	600 / 35
AWG		24-8	24-8
General data			
Type of insulation material / insulation material group		PA / I	
Inflammability class in acc. with UL 94		V0	

PCB plug, Push-in spring connection, Pitch: 7.62 mm

SPC 5/...-STF-SH



Dimensions	[mm]
Length l	78.7
Height h	21.4



Ordering data

No. of pos.	Type	Order No.	Pcs./ Pkt.	Width w [mm]
4	SPC 5/ 4-STF-SH-7.62	1704071	50	30.46

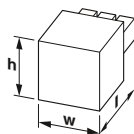


Technical data

Connection system / type of contact		POWER COMBICON 5 / Female connector		
Locking		Screw flange		
Connection capacity				
Solid / stranded	[mm ²]	0.2 - 10 / 0.2 - 6		
Stranded with ferrules without plastic sleeve	[mm ²]	0.25 - 6		
Stranded with ferrules with plastic sleeve	[mm ²]	0.25 - 4		
2 conductors with same cross section solid / stranded	[mm ²]	- / -		
2 conductors with same cross section, stranded, with ferrule without plastic sleeve	[mm ²]	-		
2 conductors with same cross section, stranded, with TWIN ferrules with plastic sleeve	[mm ²]	0.25 - 1.5		
Conductor cross section AWG/kcmil		24 - 8		
Stripping length		15		
Tightening torque		-		
Electrical parameters				
Rated current / conductor cross section [A] / [mm ²]		41 / 10		
Surge voltage category/degree of pollution		III/3	III / 2	II / 2
Rated insulation voltage [V]		1000	1000	1000
Rated surge voltage [kV]		8	8	6
Approval data (UL/CUL)				
Use Group		B	C	D
Nominal voltage/current [V] / [A]		600 / 35	600 / 35	-
AWG		24-8	24-8	-
General data				
Type of insulation material / insulation material group		PA / I		
Inflammability class in acc. with UL 94		V0		

PCB plug, Push-in spring connection, Pitch: 7.62 mm

TSPC 5/...-ST



Dimensions	[mm]
Length l	41.45
Height h	35.05



Ordering data

No. of pos.	Type	Order No.	Pcs./ Pkt.	Width w [mm]
2	TSPC 5/ 2-ST-7.62	1728455	50	15.24
3	TSPC 5/ 3-ST-7.62	1728468	50	22.86
4	TSPC 5/ 4-ST-7.62	1728471	50	30.48
5	TSPC 5/ 5-ST-7.62	1728484	50	38.1
6	TSPC 5/ 6-ST-7.62	1728497	25	45.72
7	TSPC 5/ 7-ST-7.62	1728507	25	53.34
8	TSPC 5/ 8-ST-7.62	1728510	25	60.96
9	TSPC 5/ 9-ST-7.62	1728523	25	68.58
10	TSPC 5/10-ST-7.62	1728536	25	76.2
11	TSPC 5/11-ST-7.62	1728549	25	83.82
12	TSPC 5/12-ST-7.62	1728552	25	91.44



Technical data

Connection system / type of contact		POWER COMBICON 5 / Female connector		
Locking		without		
Connection capacity				
Solid / stranded	[mm ²]	0.2 - 10 / 0.2 - 6		
Stranded with ferrules without plastic sleeve	[mm ²]	0.25 - 6		
Stranded with ferrules with plastic sleeve	[mm ²]	0.25 - 4		
2 conductors with same cross section solid / stranded	[mm ²]	- / -		
2 conductors with same cross section, stranded, with ferrule without plastic sleeve	[mm ²]	-		
2 conductors with same cross section, stranded, with TWIN ferrules with plastic sleeve	[mm ²]	0.25 - 1.5		
Conductor cross section AWG/kcmil		24 - 8		
Stripping length		15		
Tightening torque		-		
Electrical parameters				
Rated current / conductor cross section [A] / [mm ²]		41 / 10		
Surge voltage category/degree of pollution		III/3	III / 2	II / 2
Rated insulation voltage [V]		1000	1000	1000
Rated surge voltage [kV]		8	8	6
Approval data (UL/CUL)				
Use Group		B	C	D
Nominal voltage/current [V] / [A]		600 / 31	600 / 31	-
AWG		24-8	24-8	-
General data				
Type of insulation material / insulation material group		PA / I		
Inflammability class in acc. with UL 94		V0		

PCB connectors

Conductor cross section up to 6 mm² (AWG 10)

PCB plug, Push-in spring connection, Pitch: 7.62 mm

TSPC 5/...-STF



Dimensions	[mm]
Length l	41.45
Height h	35.05



Ordering data

No. of pos.	Type	Order No.	Pcs./ Pkt.	Width w [mm]
2	TSPC 5/ 2-STF-7,62	1728206	50	15.24
3	TSPC 5/ 3-STF-7,62	1728219	50	38.08
4	TSPC 5/ 4-STF-7,62	1728222	50	45.7
5	TSPC 5/ 5-STF-7,62	1728235	50	53.32
6	TSPC 5/ 6-STF-7,62	1728248	25	60.94
7	TSPC 5/ 7-STF-7,62	1728251	25	68.56
8	TSPC 5/ 8-STF-7,62	1728264	25	76.18
9	TSPC 5/ 9-STF-7,62	1728277	25	83.8
10	TSPC 5/10-STF-7,62	1728280	25	91.42
11	TSPC 5/11-STF-7,62	1728293	25	99.04
12	TSPC 5/12-STF-7,62	1728303	25	106.66

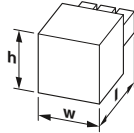


Technical data

Connection system / type of contact	POWER COMBICON 5 / Female connector		
Locking	Screw flange		
Connection capacity			
Solid / stranded	[mm ²]	0.2 - 10 / 0.2 - 6	
Stranded with ferrules without plastic sleeve	[mm ²]	0.25 - 6	
Stranded with ferrules with plastic sleeve	[mm ²]	0.25 - 4	
2 conductors with same cross section solid / stranded	[mm ²]	- / -	
2 conductors with same cross section, stranded, with ferrule without plastic sleeve	[mm ²]	-	
2 conductors with same cross section, stranded, with TWIN ferrules with plastic sleeve	[mm ²]	0.25 - 1.5	
Conductor cross section AWG/kcmil		24 - 8	
Stripping length	[mm]	15	
Tightening torque	[Nm]	-	
Electrical parameters			
Rated current / conductor cross section	[A] / [mm ²]	41 / 10	
Surge voltage category/degree of pollution		III / 3	III / 2
Rated insulation voltage	[V]	1000	1000
Rated surge voltage	[kV]	8	6
Approval data (UL/CUL)			
Use Group		B	C
Nominal voltage/current	[V] / [A]	600 / 31	600 / 31
AWG		24-8	24-8
General data			
Type of insulation material / insulation material group		PA / I	
Inflammability class in acc. with UL 94		V0	

PCB plug, Push-in spring connection, Pitch: 7.62 mm

TSPC 5/...-STCL



Dimensions	[mm]
Length l	41.45
Height h	35.05



Ordering data

No. of pos.	Type	Order No.	Pcs./ Pkt.	Width w [mm]
2	TSPC 5/ 2-STCL-7,62	1765418	10	15.24
3	TSPC 5/ 3-STCL-7,62	1765421	10	30.86
4	TSPC 5/ 4-STCL-7,62	1765434	10	38.48
5	TSPC 5/ 5-STCL-7,62	1765447	10	46.1
6	TSPC 5/ 6-STCL-7,62	1765450	10	53.72
7	TSPC 5/ 7-STCL-7,62	1765463	10	61.34
8	TSPC 5/ 8-STCL-7,62	1765476	10	68.96
9	TSPC 5/ 9-STCL-7,62	1765489	10	76.58
10	TSPC 5/10-STCL-7,62	1765492	10	84.2
11	TSPC 5/11-STCL-7,62	1765502	10	91.82
12	TSPC 5/12-STCL-7,62	1765515	10	99.44

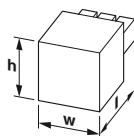


Technical data

Connection system / type of contact	POWER COMBICON 5 / Female connector		
Locking	Click & Lock latching slide		
Connection capacity			
Solid / stranded	[mm ²]	0.2 - 10 / 0.2 - 6	
Stranded with ferrules without plastic sleeve	[mm ²]	0.25 - 6	
Stranded with ferrules with plastic sleeve	[mm ²]	0.25 - 4	
2 conductors with same cross section solid / stranded	[mm ²]	- / -	
2 conductors with same cross section, stranded, with ferrule without plastic sleeve	[mm ²]	-	
2 conductors with same cross section, stranded, with TWIN ferrules with plastic sleeve	[mm ²]	0.25 - 1.5	
Conductor cross section AWG/kcmil		24 - 8	
Stripping length	[mm]	15	
Tightening torque	[Nm]	-	
Electrical parameters			
Rated current / conductor cross section	[A] / [mm ²]	41 / 10	
Surge voltage category/degree of pollution		III / 3	III / 2
Rated insulation voltage	[V]	1000	1000
Rated surge voltage	[kV]	8	6
Approval data (UL/CUL)			
Use Group		B	C
Nominal voltage/current	[V] / [A]	600 / 31	600 / 31
AWG		24-8	24-8
General data			
Type of insulation material / insulation material group		PA / I	
Inflammability class in acc. with UL 94		V0	

PCB plug, Push-in spring connection, Pitch: 7.62 mm

ISPC 5/...-STGCL



Dimensions	[mm]
Length l	40.5
Height h	19.8



Ordering data

No. of pos.	Type	Order No.	Pcs./ Pkt.	Width w [mm]
2	ISPC 5/ 2-STGCL-7,62	1748862	50	18.04
3	ISPC 5/ 3-STGCL-7,62	1748875	50	25.66
4	ISPC 5/ 4-STGCL-7,62	1748888	50	33.28
5	ISPC 5/ 5-STGCL-7,62	1748891	50	40.9
6	ISPC 5/ 6-STGCL-7,62	1748901	50	48.52
7	ISPC 5/ 7-STGCL-7,62	1748914	50	56.14
8	ISPC 5/ 8-STGCL-7,62	1748927	50	63.76
9	ISPC 5/ 9-STGCL-7,62	1748930	50	71.38
10	ISPC 5/10-STGCL-7,62	1748943	50	79
11	ISPC 5/11-STGCL-7,62	1748956	50	86.62
12	ISPC 5/12-STGCL-7,62	1748969	50	94.24

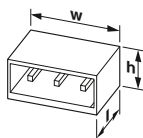


Technical data

Connection system / type of contact	POWER COMBICON 5 / Male connector		
Locking	Click & Lock latching window		
Connection capacity			
Solid / stranded	[mm ²]	0.2 - 10 / 0.2 - 6	
Stranded with ferrules without plastic sleeve	[mm ²]	0.25 - 6	
Stranded with ferrules with plastic sleeve	[mm ²]	0.25 - 4	
2 conductors with same cross section solid / stranded	[mm ²]	- / -	
2 conductors with same cross section, stranded, with ferrule without plastic sleeve	[mm ²]	-	
2 conductors with same cross section, stranded, with TWIN ferrules with plastic sleeve	[mm ²]	0.25 - 1.5	
Conductor cross section AWG/kcmil		24 - 8	
Stripping length	[mm]	15	
Tightening torque	[Nm]	-	
Electrical parameters			
Rated current / conductor cross section	[A] / [mm ²]	41 / 10	
Surge voltage category/degree of pollution		III / 3	II / 2
Rated insulation voltage	[V]	1000	1000
Rated surge voltage	[kV]	8	6
Approval data (UL/CUL)			
Use Group		B	C
Nominal voltage/current	[V] / [A]	600 / 35	600 / 35
AWG		24-8	24-8
General data			
Type of insulation material / insulation material group		PA / I	
Inflammability class in acc. with UL 94		V0	

PCB headers, Pitch: 7.62 mm

PC 5/...-G, Linear three-way pinning



Dimensions	[mm]
Solder pin length	5
Length l	29.25
Height h	14.29



Ordering data

No. of pos.	Type	Order No.	Pcs./ Pkt.	Width w [mm]
2	PC 5/ 2-G-7,62	1720466	50	18.04
3	PC 5/ 3-G-7,62	1720479	50	25.66
4	PC 5/ 4-G-7,62	1720482	50	33.28
5	PC 5/ 5-G-7,62	1720495	50	40.9
6	PC 5/ 6-G-7,62	1720505	50	48.52
7	PC 5/ 7-G-7,62	1720518	50	56.14
8	PC 5/ 8-G-7,62	1720521	50	63.76
9	PC 5/ 9-G-7,62	1720534	50	71.38
10	PC 5/10-G-7,62	1720547	50	79
11	PC 5/11-G-7,62	1720550	50	86.62
12	PC 5/12-G-7,62	1720563	50	94.24



Technical data

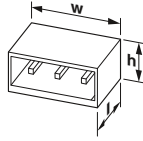
Connection system / type of contact	POWER COMBICON 5 / Male connector		
Locking	without		
Electrical parameters			
Rated current	[A]	41	
Surge voltage category/degree of pollution		III / 3	II / 2
Rated insulation voltage	[V]	630	1000
Rated surge voltage	[kV]	6	6
Approval data (UL/CUL)			
Use Group		B	C
Nominal voltage/current	[V] / [A]	300 / 41	150 / 41
AWG		-	-
General data			
Type of insulation material / insulation material group		PA / I	
Inflammability class in acc. with UL 94		V0	

PCB connectors

Conductor cross section up to 6 mm² (AWG 10)

PCB headers, Pitch: 7.62 mm

PC 5/...-GF, Linear three-way pinning



Dimensions	[mm]
Solder pin length	5
Length l	14.29
Height h	14.29



Ordering data

No. of pos.	Type	Order No.	Pcs./ Pkt.	Width w [mm]
2	PC 5/ 2-GF-7,62	1720796	50	31.34
3	PC 5/ 3-GF-7,62	1720806	50	38.96
4	PC 5/ 4-GF-7,62	1720819	50	46.58
5	PC 5/ 5-GF-7,62	1720822	50	54.2
6	PC 5/ 6-GF-7,62	1720835	50	61.82
7	PC 5/ 7-GF-7,62	1720848	50	69.44
8	PC 5/ 8-GF-7,62	1720851	50	77.06
9	PC 5/ 9-GF-7,62	1720864	50	84.68
10	PC 5/10-GF-7,62	1720877	50	92.3
11	PC 5/11-GF-7,62	1720880	50	99.92
12	PC 5/12-GF-7,62	1720893	50	107.54

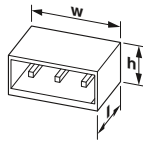


Technical data

Connection system / type of contact	POWER COMBICON 5 / Male connector		
Locking	Threaded flange		
Electrical parameters			
Rated current	[A]	41	
Surge voltage category/degree of pollution		III / 3	III / 2
Rated insulation voltage	[V]	630	630
Rated surge voltage	[kV]	6	6
Approval data (UL/CUL)			
Use Group		B	C
Nominal voltage/current	[V] / [A]	300 / 41	150 / 41
AWG		-	-
General data			
Type of insulation material / insulation material group		PA / I	
Inflammability class in acc. with UL 94		V0	

PCB headers, Pitch: 7.62 mm

PC 5/...-GSF, Linear three-way pinning



Dimensions	[mm]
Solder pin length	5
Length l	29.25
Height h	14.29



Ordering data

No. of pos.	Type	Order No.	Pcs./ Pkt.	Width w [mm]
5	PC 5/ 2-GSF-7,62	1711654	50	27.74
3	PC 5/ 3-GSF-7,62	1707924	50	35.36
4	PC 5/ 4-GSF-7,62	1707925	50	42.98
5	PC 5/ 5-GSF-7,62	1711655	50	50.6
6	PC 5/ 6-GSF-7,62	1710204	50	58.22

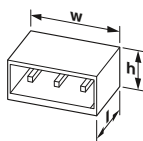


Technical data

Connection system / type of contact	POWER COMBICON 5 / Male connector		
Locking	-		
Electrical parameters			
Rated current	[A]	41	
Surge voltage category/degree of pollution		III / 3	III / 2
Rated insulation voltage	[V]	630	1000
Rated surge voltage	[kV]	6	6
Approval data (UL/CUL)			
Use Group		B	C
Nominal voltage/current	[V] / [A]	300 / 41	150 / 41
AWG		-	-
General data			
Type of insulation material / insulation material group		PA / I	
Inflammability class in acc. with UL 94		V0	

PCB headers, Pitch: 7.62 mm

PC 5/...-GU, Linear three-way pinning



Dimensions	[mm]
Solder pin length	4.2
Length l	29.25
Height h	13.54



Ordering data

No. of pos.	Type	Order No.	Pcs./ Pkt.	Width w [mm]
2	PC 5/ 2-GU-7,62	1720686	50	18.04
3	PC 5/ 3-GU-7,62	1720699	50	25.66
4	PC 5/ 4-GU-7,62	1720709	50	33.28
5	PC 5/ 5-GU-7,62	1720712	50	40.9
6	PC 5/ 6-GU-7,62	1720725	50	48.52
7	PC 5/ 7-GU-7,62	1720738	50	56.14
8	PC 5/ 8-GU-7,62	1720741	50	63.76
9	PC 5/ 9-GU-7,62	1720754	50	71.38
10	PC 5/10-GU-7,62	1720767	50	79
11	PC 5/11-GU-7,62	1720770	50	86.62
12	PC 5/12-GU-7,62	1720783	50	94.24

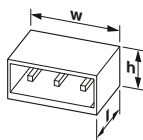


Technical data

Connection system / type of contact	POWER COMBICON 5 / Male connector		
Locking	without		
Electrical parameters			
Rated current	[A]	41	
Surge voltage category/degree of pollution		III / 3	III / 2
Rated insulation voltage	[V]	630	630
Rated surge voltage	[kV]	6	6
Approval data (UL/CUL)			
Use Group		B	C
Nominal voltage/current	[V] / [A]	300 / 41	150 / 41
AWG		-	-
General data			
Type of insulation material / insulation material group		PA / I	
Inflammability class in acc. with UL 94		V0	

PCB headers, Pitch: 7.62 mm

PC 5/...-GFU, Linear three-way pinning



Dimensions	[mm]
Solder pin length	4.2
Length l	13.54
Height h	14.29



Ordering data

No. of pos.	Type	Order No.	Pcs./ Pkt.	Width w [mm]
2	PC 5/ 2-GFU-7,62	1721012	50	31.34
3	PC 5/ 3-GFU-7,62	1721025	50	38.96
4	PC 5/ 4-GFU-7,62	1721038	50	46.58
5	PC 5/ 5-GFU-7,62	1721041	50	54.2
6	PC 5/ 6-GFU-7,62	1721054	50	61.82
7	PC 5/ 7-GFU-7,62	1721067	50	69.44
8	PC 5/ 8-GFU-7,62	1721070	50	77.06
9	PC 5/ 9-GFU-7,62	1721083	50	84.68
10	PC 5/10-GFU-7,62	1721096	50	92.3
11	PC 5/11-GFU-7,62	1721106	50	99.92
12	PC 5/12-GFU-7,62	1721119	50	107.54



Technical data

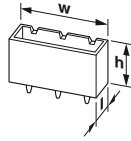
Connection system / type of contact	POWER COMBICON 5 / Male connector		
Locking	Threaded flange		
Electrical parameters			
Rated current	[A]	41	
Surge voltage category/degree of pollution		III / 3	III / 2
Rated insulation voltage	[V]	630	630
Rated surge voltage	[kV]	6	6
Approval data (UL/CUL)			
Use Group		B	C
Nominal voltage/current	[V] / [A]	300 / 41	150 / 41
AWG		-	-
General data			
Type of insulation material / insulation material group		PA / I	
Inflammability class in acc. with UL 94		V0	

PCB connectors

Conductor cross section up to 6 mm² (AWG 10)

PCB headers, Pitch: 7.62 mm

PCV 5/...-G, Linear pinning



Dimensions	[mm]
Solder pin length	5
Length l	11
Height h	29.25



Ordering data

No. of pos.	Type	Order No.	Pcs./ Pkt.	Width w [mm]
2	PCV 5/ 2-G-7,62	1720576	50	18.04
3	PCV 5/ 3-G-7,62	1720589	50	25.66
4	PCV 5/ 4-G-7,62	1720592	50	33.28
5	PCV 5/ 5-G-7,62	1720602	50	40.9
6	PCV 5/ 6-G-7,62	1720615	50	48.52
7	PCV 5/ 7-G-7,62	1720628	50	56.14
8	PCV 5/ 8-G-7,62	1720631	50	63.76
9	PCV 5/ 9-G-7,62	1720644	50	71.38
10	PCV 5/10-G-7,62	1720657	50	79
11	PCV 5/11-G-7,62	1720660	50	86.62
12	PCV 5/12-G-7,62	1720673	50	94.24

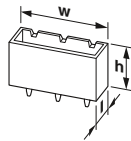



Technical data

Connection system / type of contact	POWER COMBICON 5 / Male connector		
Locking	without		
Electrical parameters			
Rated current	[A]	41	
Surge voltage category/degree of pollution		III / 3	III / 2
Rated insulation voltage	[V]	630	630
Rated surge voltage	[kV]	6	6
Approval data (UL/CUL)			
Use Group		B	C
Nominal voltage/current	[V] / [A]	300 / 41	150 / 41
AWG		-	-
General data			
Type of insulation material / insulation material group		PA / I	
Inflammability class in acc. with UL 94		V0	

PCB headers, Pitch: 7.62 mm

PCV 5/...-GF, Linear pinning



Dimensions	[mm]
Solder pin length	4.26
Length l	11
Height h	29.25



Ordering data

No. of pos.	Type	Order No.	Pcs./ Pkt.	Width w [mm]
2	PCV 5/ 2-GF-7,62	1720903	50	31.34
3	PCV 5/ 3-GF-7,62	1720916	50	38.96
4	PCV 5/ 4-GF-7,62	1720929	50	46.58
5	PCV 5/ 5-GF-7,62	1720932	50	54.2
6	PCV 5/ 6-GF-7,62	1720945	50	61.82
7	PCV 5/ 7-GF-7,62	1720958	50	69.44
8	PCV 5/ 8-GF-7,62	1720961	50	77.06
9	PCV 5/ 9-GF-7,62	1720974	50	84.68
10	PCV 5/10-GF-7,62	1720987	50	92.3
11	PCV 5/11-GF-7,62	1720990	50	99.92
12	PCV 5/12-GF-7,62	1721009	50	107.54

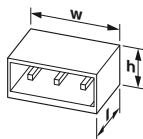


Technical data

Connection system / type of contact	POWER COMBICON 5 / Male connector		
Locking	Threaded flange		
Electrical parameters			
Rated current	[A]	41	
Surge voltage category/degree of pollution		III / 3	III / 2
Rated insulation voltage	[V]	630	630
Rated surge voltage	[kV]	6	6
Approval data (UL/CUL)			
Use Group		B	C
Nominal voltage/current	[V] / [A]	300 / 41	150 / 41
AWG		-	-
General data			
Type of insulation material / insulation material group		PA / I	
Inflammability class in acc. with UL 94		V0	

PCB headers, Pitch: 7.62 mm

IPC 5/..-G, Linear pinning



Dimensions	[mm]
Solder pin length	5
Length l	30.1
Height h	12.8



Ordering data

No. of pos.	Type	Order No.	Pcs./ Pkt.	Width w [mm]
2	IPC 5/ 2-G-7,62	1708381	50	15.24
3	IPC 5/ 3-G-7,62	1708394	50	22.86
4	IPC 5/ 4-G-7,62	1708404	50	30.48
5	IPC 5/ 5-G-7,62	1708417	50	38.1
6	IPC 5/ 6-G-7,62	1708420	50	45.72
7	IPC 5/ 7-G-7,62	1708433	50	53.34
8	IPC 5/ 8-G-7,62	1708446	50	60.96
9	IPC 5/ 9-G-7,62	1708459	50	68.58
10	IPC 5/10-G-7,62	1708462	50	76.2
11	IPC 5/11-G-7,62	1708475	50	83.82
12	IPC 5/12-G-7,62	1708488	50	91.44

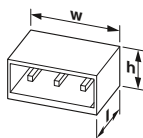


Technical data

Connection system / type of contact	POWER COMBICON 5 / Female connector		
Locking	without		
Electrical parameters			
Rated current	[A]	41	
Surge voltage category/degree of pollution		III / 3	III / 2
Rated insulation voltage	[V]	630	630
Rated surge voltage	[kV]	6	6
Approval data (UL/CUL)			
Use Group		B	C
Nominal voltage/current	[V] / [A]	300 / 41	300 / 41
AWG		-	-
General data			
Type of insulation material / insulation material group		PA / I	
Inflammability class in acc. with UL 94		V0	

PCB headers, Pitch: 7.62 mm

IPC 5/..-GF, Linear pinning



Dimensions	[mm]
Solder pin length	5
Length l	30.1
Height h	12.8



Ordering data

No. of pos.	Type	Order No.	Pcs./ Pkt.	Width w [mm]
2	IPC 5/ 2-GF-7,62	1708491	50	30.44
3	IPC 5/ 3-GF-7,62	1708501	50	38.06
4	IPC 5/ 4-GF-7,62	1708514	50	45.68
5	IPC 5/ 5-GF-7,62	1708527	50	53.3
6	IPC 5/ 6-GF-7,62	1708530	50	60.92
7	IPC 5/ 7-GF-7,62	1708543	50	68.54
8	IPC 5/ 8-GF-7,62	1708556	50	76.16
9	IPC 5/ 9-GF-7,62	1708569	50	83.78
10	IPC 5/10-GF-7,62	1708572	50	91.4
11	IPC 5/11-GF-7,62	1708585	50	99.02
12	IPC 5/12-GF-7,62	1708598	50	106.64



Technical data

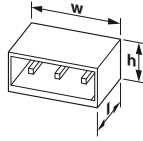
Connection system / type of contact	POWER COMBICON 5 / Female connector		
Locking	Threaded flange		
Electrical parameters			
Rated current	[A]	41	
Surge voltage category/degree of pollution		III / 3	III / 2
Rated insulation voltage	[V]	630	630
Rated surge voltage	[kV]	6	6
Approval data (UL/CUL)			
Use Group		B	C
Nominal voltage/current	[V] / [A]	300 / 41	300 / 41
AWG		-	-
General data			
Type of insulation material / insulation material group		PA / I	
Inflammability class in acc. with UL 94		V0	

PCB connectors

Conductor cross section up to 6 mm² (AWG 10)

PCB headers, Pitch: 7.62 mm

IPC 5/..-GU, Linear pinning



Dimensions	[mm]
Solder pin length	5
Length l	27.52
Height h	12.8



Ordering data

No. of pos.	Type	Order No.	Pcs./ Pkt.	Width w [mm]
3	IPC 5/ 3-GU-7,62	1708611	50	22.86
4	IPC 5/ 4-GU-7,62	1708624	50	30.48
5	IPC 5/ 5-GU-7,62	1708637	50	38.1
6	IPC 5/ 6-GU-7,62	1708640	50	45.72
7	IPC 5/ 7-GU-7,62	1708653	50	53.34
8	IPC 5/ 8-GU-7,62	1708666	50	60.96
9	IPC 5/ 9-GU-7,62	1708679	50	68.58
10	IPC 5/10-GU-7,62	1708682	50	76.2
11	IPC 5/11-GU-7,62	1708695	50	83.82
12	IPC 5/12-GU-7,62	1708705	50	91.44

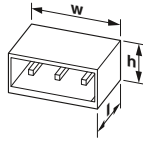


Technical data

Connection system / type of contact	POWER COMBICON 5 / Female connector		
Locking	without		
Electrical parameters			
Rated current	[A]	41	
Surge voltage category/degree of pollution		III / 3	III / 2
Rated insulation voltage	[V]	630	630
Rated surge voltage	[kV]	6	6
Approval data (UL/CUL)			
Use Group		B	C
Nominal voltage/current	[V] / [A]	300 / 41	300 / 41
AWG		-	-
General data			
Type of insulation material / insulation material group		PA / I	
Inflammability class in acc. with UL 94		V0	

PCB headers, Pitch: 7.62 mm

IPC 5/..-GFU, Linear pinning



Dimensions	[mm]
Solder pin length	5
Length l	30.1
Height h	12.8



Ordering data

No. of pos.	Type	Order No.	Pcs./ Pkt.	Width w [mm]
2	IPC 5/ 2-GFU-7,62	1708718	50	15.24
3	IPC 5/ 3-GFU-7,62	1708721	50	22.86
4	IPC 5/ 4-GFU-7,62	1708734	50	30.48
5	IPC 5/ 5-GFU-7,62	1708747	50	38.1
6	IPC 5/ 6-GFU-7,62	1708750	50	45.72
7	IPC 5/ 7-GFU-7,62	1708763	50	53.34
8	IPC 5/ 8-GFU-7,62	1708776	50	60.96
9	IPC 5/ 9-GFU-7,62	1708789	50	68.58
10	IPC 5/10-GFU-7,62	1708792	50	76.2
11	IPC 5/11-GFU-7,62	1708802	50	83.82
12	IPC 5/12-GFU-7,62	1708815	50	91.44

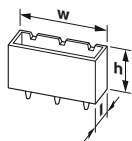


Technical data

Connection system / type of contact	POWER COMBICON 5 / Female connector		
Locking	Threaded flange		
Electrical parameters			
Rated current	[A]	41	
Surge voltage category/degree of pollution		III / 3	III / 2
Rated insulation voltage	[V]	630	630
Rated surge voltage	[kV]	6	6
Approval data (UL/CUL)			
Use Group		B	C
Nominal voltage/current	[V] / [A]	300 / 41	300 / 41
AWG		-	-
General data			
Type of insulation material / insulation material group		PA / I	
Inflammability class in acc. with UL 94		V0	

PCB headers, Pitch: 7.62 mm

IPCV 5/...-G, Linear pinning



Dimensions	[mm]
Solder pin length	5
Length l	12.8
Height h	30.1



Ordering data

No. of pos.	Type	Order No.	Pcs./ Pkt.	Width w [mm]
2	IPCV 5/ 2-G-7,62	1708828	50	15.24
3	IPCV 5/ 3-G-7,62	1708831	50	22.86
4	IPCV 5/ 4-G-7,62	1708844	50	30.48
5	IPCV 5/ 5-G-7,62	1708857	50	38.1
6	IPCV 5/ 6-G-7,62	1708860	50	45.72
7	IPCV 5/ 7-G-7,62	1708873	50	53.34
8	IPCV 5/ 8-G-7,62	1708886	50	60.96
9	IPCV 5/ 9-G-7,62	1708899	50	68.58
10	IPCV 5/10-G-7,62	1708909	50	76.2
11	IPCV 5/11-G-7,62	1708912	50	83.82
12	IPCV 5/12-G-7,62	1708925	50	91.44

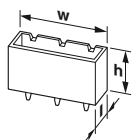



Technical data

Connection system / type of contact	POWER COMBICON 5 / Female connector		
Locking	without		
Electrical parameters			
Rated current	[A]	41	
Surge voltage category/degree of pollution		III / 3	III / 2 II / 2
Rated insulation voltage	[V]	630	630 1000
Rated surge voltage	[kV]	6	6 6
Approval data (UL/CUL)			
Use Group		B	C D
Nominal voltage/current	[V] / [A]	300 / 41	300 / 41 600 / 5
AWG			
		-	- -
General data			
Type of insulation material / insulation material group		PA / I	
Inflammability class in acc. with UL 94		V0	

PCB headers, Pitch: 7.62 mm

IPCV 5/...-GF, Linear pinning



Dimensions	[mm]
Solder pin length	5
Length l	12.8
Height h	30.1



Ordering data

No. of pos.	Type	Order No.	Pcs./ Pkt.	Width w [mm]
2	IPCV 5/ 2-GF-7,62	1708938	50	30.46
3	IPCV 5/ 3-GF-7,62	1708941	50	38.08
4	IPCV 5/ 4-GF-7,62	1708954	50	45.7
5	IPCV 5/ 5-GF-7,62	1708967	50	53.32
6	IPCV 5/ 6-GF-7,62	1708970	50	60.94
7	IPCV 5/ 7-GF-7,62	1708983	50	68.56
8	IPCV 5/ 8-GF-7,62	1708996	50	76.18
9	IPCV 5/ 9-GF-7,62	1709005	50	83.8
10	IPCV 5/10-GF-7,62	1709018	50	91.42
11	IPCV 5/11-GF-7,62	1709021	50	99.04
12	IPCV 5/12-GF-7,62	1709034	50	106.66



Technical data


Connection system / type of contact	POWER COMBICON 5 / Female connector		
Locking	Threaded flange		
Electrical parameters			
Rated current	[A]	41	
Surge voltage category/degree of pollution		III / 3	III / 2 II / 2
Rated insulation voltage	[V]	630	630 1000
Rated surge voltage	[kV]	6	6 6
Approval data (UL/CUL)			
Use Group		B	C D
Nominal voltage/current	[V] / [A]	300 / 41	300 / 41 600 / 5
AWG			
		-	- -
General data			
Type of insulation material / insulation material group		PA / I	
Inflammability class in acc. with UL 94		V0	

PCB connectors

Conductor cross section up to 6 mm² (AWG 10)

Feed-through connector, Screw connection with tension sleeve, Pitch: 7.62 mm

DFK-PC 5/...-ST



Dimensions	[mm]
Length l	48.93
Height h	26.24



Ordering data

No. of pos.	Type	Order No.	Pcs./ Pkt.	Width w [mm]
2	DFK-PC 5/ 2-ST-7,62	1716506	10	40.74
3	DFK-PC 5/ 3-ST-7,62	1716519	10	48.36
4	DFK-PC 5/ 4-ST-7,62	1716522	10	55.98
5	DFK-PC 5/ 5-ST-7,62	1716535	10	63.6
6	DFK-PC 5/ 6-ST-7,62	1716548	10	71.22
7	DFK-PC 5/ 7-ST-7,62	1716551	10	78.84
8	DFK-PC 5/ 8-ST-7,62	1716564	10	86.46
9	DFK-PC 5/ 9-ST-7,62	1716577	10	94.08
10	DFK-PC 5/10-ST-7,62	1716580	10	101.7
11	DFK-PC 5/11-ST-7,62	1716593	10	109.32
12	DFK-PC 5/12-ST-7,62	1716603	10	116.94

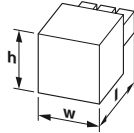


Technical data

Connection system / type of contact	POWER COMBICON 5 / Male connector		
Locking	without		
Connection capacity			
Solid / stranded	[mm ²]	0.2 - 10 / 0.2 - 6	
Stranded with ferrules without plastic sleeve	[mm ²]	0.25 - 6	
Stranded with ferrules with plastic sleeve	[mm ²]	0.25 - 4	
2 conductors with same cross section solid / stranded	[mm ²]	0.2 - 2.5 / 0.2 - 4	
2 conductors with same cross section, stranded, with ferrule without plastic sleeve	[mm ²]	0.25 - 1.5	
2 conductors with same cross section, stranded, with TWIN ferrules with plastic sleeve	[mm ²]	0.25 - 2.5	
Conductor cross section AWG/kcmil		24 - 10	
Stripping length	[mm]	10	
Tightening torque	[Nm]	0.7 - 0.8	
Electrical parameters			
Rated current / conductor cross section	[A] / [mm ²]	41 / 10	
Surge voltage category/degree of pollution		III / 3	II / 2
Rated insulation voltage	[V]	630	1000
Rated surge voltage	[kV]	8	6
Approval data (UL/CUL)			
Use Group		B	C
Nominal voltage/current	[V] / [A]	600 / 41	600 / 41
AWG		24-8	24-8
General data			
Type of insulation material / insulation material group		PA / I	
Inflammability class in acc. with UL 94		V0	

Feed-through connector, Screw connection with tension sleeve, Pitch: 7.62 mm

DFK-PC 5/...-STF



Dimensions	[mm]
Length l	48.95
Height h	26.24



Ordering data

No. of pos.	Type	Order No.	Pcs./ Pkt.	Width w [mm]
2	DFK-PC 5/ 2-STF-7,62	1716616	10	49.86
3	DFK-PC 5/ 3-STF-7,62	1716629	10	57.48
4	DFK-PC 5/ 4-STF-7,62	1716632	10	65.1
5	DFK-PC 5/ 5-STF-7,62	1716645	10	72.72
6	DFK-PC 5/ 6-STF-7,62	1716658	10	80.34
7	DFK-PC 5/ 7-STF-7,62	1716661	10	87.96
8	DFK-PC 5/ 8-STF-7,62	1716674	10	95.58
9	DFK-PC 5/ 9-STF-7,62	1716687	10	103.2
10	DFK-PC 5/10-STF-7,62	1716690	10	110.82
11	DFK-PC 5/11-STF-7,62	1716700	10	118.44
12	DFK-PC 5/12-STF-7,62	1716713	10	126.06



Technical data

Connection system / type of contact	POWER COMBICON 5 / Male connector		
Locking	Screw flange		
Connection capacity			
Solid / stranded	[mm ²]	0.2 - 10 / 0.2 - 6	
Stranded with ferrules without plastic sleeve	[mm ²]	0.25 - 6	
Stranded with ferrules with plastic sleeve	[mm ²]	0.25 - 4	
2 conductors with same cross section solid / stranded	[mm ²]	0.2 - 2.5 / 0.2 - 4	
2 conductors with same cross section, stranded, with ferrule without plastic sleeve	[mm ²]	0.25 - 1.5	
2 conductors with same cross section, stranded, with TWIN ferrules with plastic sleeve	[mm ²]	0.25 - 2.5	
Conductor cross section AWG/kcmil		24 - 10	
Stripping length	[mm]	10	
Tightening torque	[Nm]	0.7 - 0.8	
Electrical parameters			
Rated current / conductor cross section	[A] / [mm ²]	41 / 10	
Surge voltage category/degree of pollution		III / 3	II / 2
Rated insulation voltage	[V]	630	1000
Rated surge voltage	[kV]	8	6
Approval data (UL/CUL)			
Use Group		B	C
Nominal voltage/current	[V] / [A]	600 / 41	600 / 41
AWG		24-8	24-8
General data			
Type of insulation material / insulation material group		PA / I	
Inflammability class in acc. with UL 94		V0	

Feed-through connector, Screw connection with tension sleeve, Pitch: 7.62 mm

DFK-PC 5/...-STF-SH



Dimensions	[mm]
Length l	48.95
Height h	26.24



Ordering data

No. of pos.	Type	Order No.	Pcs./ Pkt.	Width w [mm]
2	DFK-PC 5/ 2-STF-SH-7,62	1716726	10	49.86
3	DFK-PC 5/ 3-STF-SH-7,62	1716739	10	57.48
4	DFK-PC 5/ 4-STF-SH-7,62	1716742	10	65.1
5	DFK-PC 5/ 5-STF-SH-7,62	1716755	10	72.72
6	DFK-PC 5/ 6-STF-SH-7,62	1716768	10	80.34
7	DFK-PC 5/ 7-STF-SH-7,62	1716771	10	87.96
8	DFK-PC 5/ 8-STF-SH-7,62	1716784	10	95.58
9	DFK-PC 5/ 9-STF-SH-7,62	1716797	10	103.2
10	DFK-PC 5/10-STF-SH-7,62	1716807	10	110.82
11	DFK-PC 5/11-STF-SH-7,62	1716810	10	118.44
12	DFK-PC 5/12-STF-SH-7,62	1716823	10	126.06

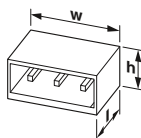


Technical data

Connection system / type of contact	POWER COMBICON 5 / Male connector		
Locking	Screw flange		
Connection capacity			
Solid / stranded	[mm ²]	0.2 - 10 / 0.2 - 6	
Stranded with ferrules without plastic sleeve	[mm ²]	0.25 - 6	
Stranded with ferrules with plastic sleeve	[mm ²]	0.25 - 4	
2 conductors with same cross section solid / stranded	[mm ²]	0.2 - 2.5 / 0.2 - 4	
2 conductors with same cross section, stranded, with ferrule without plastic sleeve	[mm ²]	0.25 - 1.5	
2 conductors with same cross section, stranded, with TWIN ferrules with plastic sleeve	[mm ²]	0.25 - 2.5	
Conductor cross section AWG/kcmil		24 - 10	
Stripping length	[mm]	10	
Tightening torque	[Nm]	0.7 - 0.8	
Electrical parameters			
Rated current / conductor cross section	[A] / [mm ²]	41 / 10	
Surge voltage category/degree of pollution		III / 3	III / 2
Rated insulation voltage	[V]	1000	1000
Rated surge voltage	[kV]	8	6
Approval data (UL/CUL)			
Use Group	B	C	D
Nominal voltage/current	[V] / [A]	600 / 41	600 / 41
AWG		24-8	24-8
General data			
Type of insulation material / insulation material group	PA / I		
Inflammability class in acc. with UL 94	V0		

Feed-through header, Pitch: 7.62 mm

DFK-PC 5/...-G, Linear pinning



Dimensions	[mm]
Solder pin length	4.9
Length l	41.65
Height h	19.54



Ordering data

No. of pos.	Type	Order No.	Pcs./ Pkt.	Width w [mm]
2	DFK-PC 5/ 2-G-7,62	1727582	10	40.74
3	DFK-PC 5/ 3-G-7,62	1727595	10	48.36
4	DFK-PC 5/ 4-G-7,62	1727605	10	55.98
5	DFK-PC 5/ 5-G-7,62	1727618	10	63.6
6	DFK-PC 5/ 6-G-7,62	1727621	10	71.22
7	DFK-PC 5/ 7-G-7,62	1727634	10	78.84
8	DFK-PC 5/ 8-G-7,62	1727647	10	86.46
9	DFK-PC 5/ 9-G-7,62	1727650	10	94.08
10	DFK-PC 5/10-G-7,62	1727663	10	101.7
11	DFK-PC 5/11-G-7,62	1727676	10	109.32
12	DFK-PC 5/12-G-7,62	1727689	10	116.94



Technical data

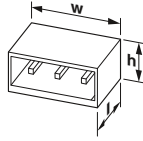
Connection system / type of contact	POWER COMBICON 5 / Male connector		
Locking	without		
Electrical parameters			
Rated current	[A]	41	
Surge voltage category/degree of pollution		III / 3	III / 2
Rated insulation voltage	[V]	500	630
Rated surge voltage	[kV]	6	6
Approval data (UL/CUL)			
Use Group	B	C	D
Nominal voltage/current	[V] / [A]	300 / 41	150 / 41
AWG		-	-
General data			
Type of insulation material / insulation material group	PA / I		
Inflammability class in acc. with UL 94	V0		

PCB connectors

Conductor cross section up to 6 mm² (AWG 10)

Feed-through header, Pitch: 7.62 mm

DFK-PC 5/...-GF, Linear pinning



Dimensions	[mm]
Solder pin length	4.9
Length l	41.65
Height h	19.54



Ordering data

No. of pos.	Type	Order No.	Pcs./ Pkt.	Width w [mm]
2	DFK-PC 5/ 2-GF-7,62	1727692	10	49.86
3	DFK-PC 5/ 3-GF-7,62	1727702	10	57.48
4	DFK-PC 5/ 4-GF-7,62	1727715	10	65.1
5	DFK-PC 5/ 5-GF-7,62	1727728	10	72.72
6	DFK-PC 5/ 6-GF-7,62	1727731	10	80.34
7	DFK-PC 5/ 7-GF-7,62	1727744	10	87.96
8	DFK-PC 5/ 8-GF-7,62	1727757	10	95.58
9	DFK-PC 5/ 9-GF-7,62	1727760	10	103.2
10	DFK-PC 5/10-GF-7,62	1727773	10	110.82
11	DFK-PC 5/11-GF-7,62	1727786	10	118.44
12	DFK-PC 5/12-GF-7,62	1727799	10	126.06

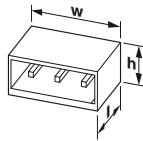


Technical data

Connection system / type of contact	POWER COMBICON 5 / Male connector		
Locking	Threaded flange		
Electrical parameters			
Rated current	[A]	41	
Surge voltage category/degree of pollution		III / 3	III / 2
Rated insulation voltage	[V]	500	630
Rated surge voltage	[kV]	6	6
Approval data (UL/CUL)			
Use Group		B	C
Nominal voltage/current	[V] / [A]	300 / 41	150 / 41
AWG		-	-
General data			
Type of insulation material / insulation material group		PA / I	
Inflammability class in acc. with UL 94		V0	

Feed-through header, Pitch: 7.62 mm

DFK-PC 5/...-GF-SH, Linear pinning



Dimensions	[mm]
Solder pin length	5
Length l	29.25
Height h	19.54



Ordering data

No. of pos.	Type	Order No.	Pcs./ Pkt.	Width w [mm]
2	DFK-PC 5/ 2-GF-SH-7,62	1716069	10	40.74
3	DFK-PC 5/ 3-GF-SH-7,62	1716072	10	48.36
4	DFK-PC 5/ 4-GF-SH-7,62	1716085	10	55.95
5	DFK-PC 5/ 5-GF-SH-7,62	1716098	10	63.6
6	DFK-PC 5/ 6-GF-SH-7,62	1716108	10	71.22
7	DFK-PC 5/ 7-GF-SH-7,62	1716111	10	78.84
8	DFK-PC 5/ 8-GF-SH-7,62	1716124	10	86.46
9	DFK-PC 5/ 9-GF-SH-7,62	1716137	10	94.08
10	DFK-PC 5/10-GF-SH-7,62	1716140	10	101.7
11	DFK-PC 5/11-GF-SH-7,62	1716153	10	109.32
12	DFK-PC 5/12-GF-SH-7,62	1716166	10	116.94

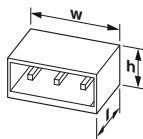


Technical data

Connection system / type of contact	POWER COMBICON 5 / Male connector		
Locking	Threaded flange		
Electrical parameters			
Rated current	[A]	41	
Surge voltage category/degree of pollution		III / 3	III / 2
Rated insulation voltage	[V]	500	630
Rated surge voltage	[kV]	6	6
Approval data (UL/CUL)			
Use Group		B	C
Nominal voltage/current	[V] / [A]	300 / 41	150 / 41
AWG		-	-
General data			
Type of insulation material / insulation material group		PA / I	
Inflammability class in acc. with UL 94		V0	

Feed-through header, Pitch: 7.62 mm

DFK-PC 5/...-GU, Linear pinning



Dimensions	[mm]
Solder pin length	4.26
Length l	29.25
Height h	19.54



Ordering data

No. of pos.	Type	Order No.	Pcs./ Pkt.	Width w [mm]
2	DFK-PC 5/ 2-GU-7,62	1727809	10	40.74
3	DFK-PC 5/ 3-GU-7,62	1727812	10	48.36
4	DFK-PC 5/ 4-GU-7,62	1727825	10	55.98
5	DFK-PC 5/ 5-GU-7,62	1727838	10	63.6
6	DFK-PC 5/ 6-GU-7,62	1727841	10	71.22
7	DFK-PC 5/ 7-GU-7,62	1727854	10	78.84
8	DFK-PC 5/ 8-GU-7,62	1727867	10	86.46
9	DFK-PC 5/ 9-GU-7,62	1727870	10	94.08
10	DFK-PC 5/10-GU-7,62	1727883	10	101.7
11	DFK-PC 5/11-GU-7,62	1727896	10	109.32
12	DFK-PC 5/12-GU-7,62	1727906	10	116.94

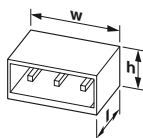


Technical data

Connection system / type of contact	POWER COMBICON 5 / Male connector		
Locking	without		
Electrical parameters			
Rated current	[A]	41	
Surge voltage category/degree of pollution		III / 3	III / 2
Rated insulation voltage	[V]	500	630
Rated surge voltage	[kV]	6	6
Approval data (UL/CUL)			
Use Group		B	C
Nominal voltage/current	[V] / [A]	300 / 41	150 / 41
AWG		-	-
General data			
Type of insulation material / insulation material group		PA / I	
Inflammability class in acc. with UL 94		V0	

Feed-through header, Pitch: 7.62 mm

DFK-PC 5/...-GFU, Linear pinning



Dimensions	[mm]
Solder pin length	4.26
Length l	29.25
Height h	19.54



Ordering data

No. of pos.	Type	Order No.	Pcs./ Pkt.	Width w [mm]
2	DFK-PC 5/ 2-GFU-7,62	1727919	10	49.86
3	DFK-PC 5/ 3-GFU-7,62	1727922	10	57.48
4	DFK-PC 5/ 4-GFU-7,62	1727935	10	65.1
5	DFK-PC 5/ 5-GFU-7,62	1727948	10	72.72
6	DFK-PC 5/ 6-GFU-7,62	1727951	10	80.34
7	DFK-PC 5/ 7-GFU-7,62	1727964	10	87.96
8	DFK-PC 5/ 8-GFU-7,62	1727977	10	95.58
9	DFK-PC 5/ 9-GFU-7,62	1727980	10	103.2
10	DFK-PC 5/10-GFU-7,62	1727993	10	110.82
11	DFK-PC 5/11-GFU-7,62	1728002	10	118.44
12	DFK-PC 5/12-GFU-7,62	1716056	10	



Technical data

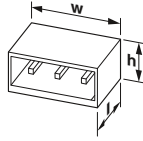
Connection system / type of contact	POWER COMBICON 5 / Male connector		
Locking	Threaded flange		
Electrical parameters			
Rated current	[A]	41	
Surge voltage category/degree of pollution		III / 3	III / 2
Rated insulation voltage	[V]	500	630
Rated surge voltage	[kV]	6	6
Approval data (UL/CUL)			
Use Group		B	C
Nominal voltage/current	[V] / [A]	300 / 41	150 / 41
AWG		-	-
General data			
Type of insulation material / insulation material group		PA / I	
Inflammability class in acc. with UL 94		V0	

PCB connectors

Conductor cross section up to 6 mm² (AWG 10)

Feed-through header, Pitch: 7.62 mm

DFK-PC 5/...-GFU-SH, Linear pinning



Dimensions	[mm]
Solder pin length	4.26
Length l	29.25
Height h	19.54



Ordering data

No. of pos.	Type	Order No.	Pcs./ Pkt.	Width w [mm]
2	DFK-PC 5/ 2-GFU-SH-7,62	1716179	10	49.86
3	DFK-PC 5/ 3-GFU-SH-7,62	1716182	10	57.48
4	DFK-PC 5/ 4-GFU-SH-7,62	1716195	10	65.1
5	DFK-PC 5/ 5-GFU-SH-7,62	1716205	10	72.72
6	DFK-PC 5/ 6-GFU-SH-7,62	1716218	10	80.34
7	DFK-PC 5/ 7-GFU-SH-7,62	1716221	10	87.96
8	DFK-PC 5/ 8-GFU-SH-7,62	1716234	10	95.58
9	DFK-PC 5/ 9-GFU-SH-7,62	1716247	10	103.2
10	DFK-PC 5/10-GFU-SH-7,62	1716250	10	110.82
11	DFK-PC 5/11-GFU-SH-7,62	1716263	10	118.44
12	DFK-PC 5/12-GFU-SH-7,62	1716276	10	126.06

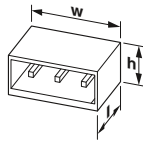


Technical data

Connection system / type of contact	POWER COMBICON 5 / Male connector		
Locking	Threaded flange		
Electrical parameters			
Rated current	[A]	41	
Surge voltage category/degree of pollution		III / 3	III / 2
Rated insulation voltage	[V]	500	630
Rated surge voltage	[kV]	6	6
Approval data (UL/CUL)			
Use Group		B	C
Nominal voltage/current	[V] / [A]	300 / 41	150 / 41
AWG		-	-
General data			
Type of insulation material / insulation material group	PA / I		
Inflammability class in acc. with UL 94	V0		

Feed-through header, Pitch: 7.62 mm

DFK-PCV 5/...-G, Linear pinning



Dimensions	[mm]
Solder pin length	5
Length l	19.54
Height h	41.65



Ordering data

No. of pos.	Type	Order No.	Pcs./ Pkt.	Width w [mm]
2	DFK-PCV 5/ 2-G-7,62	1716289	10	40.74
3	DFK-PCV 5/ 3-G-7,62	1716292	10	48.36
4	DFK-PCV 5/ 4-G-7,62	1716302	10	55.98
5	DFK-PCV 5/ 5-G-7,62	1716315	10	63.6
6	DFK-PCV 5/ 6-G-7,62	1716328	10	71.22
7	DFK-PCV 5/ 7-G-7,62	1716331	10	78.84
8	DFK-PCV 5/ 8-G-7,62	1716344	10	86.46
9	DFK-PCV 5/ 9-G-7,62	1716357	10	94.08
10	DFK-PCV 5/10-G-7,62	1716360	10	101.7
11	DFK-PCV 5/11-G-7,62	1716373	10	109.32
12	DFK-PCV 5/12-G-7,62	1716386	10	116.94

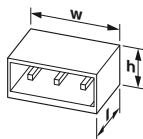


Technical data

Connection system / type of contact	POWER COMBICON 5 / Male connector		
Locking	without		
Electrical parameters			
Rated current	[A]	41	
Surge voltage category/degree of pollution		III / 3	III / 2
Rated insulation voltage	[V]	500	630
Rated surge voltage	[kV]	6	6
General data			
Type of insulation material / insulation material group	PA / I		
Inflammability class in acc. with UL 94	V0		

Feed-through header, Pitch: 7.62 mm

DFK-PCV 5/...-GF, Linear pinning



Dimensions	[mm]
Solder pin length	5
Length l	19.54
Height h	29.25

ERL

Ordering data

No. of pos.	Type	Order No.	Pcs./ Pkt.	Width w [mm]
2	DFK-PCV 5/ 2-GF-7,62	1716399	10	49.86
3	DFK-PCV 5/ 3-GF-7,62	1716409	10	57.48
4	DFK-PCV 5/ 4-GF-7,62	1716412	10	65.1
5	DFK-PCV 5/ 5-GF-7,62	1716425	10	72.72
6	DFK-PCV 5/ 6-GF-7,62	1716438	10	80.34
7	DFK-PCV 5/ 7-GF-7,62	1716441	10	87.96
8	DFK-PCV 5/ 8-GF-7,62	1716454	10	95.58
9	DFK-PCV 5/ 9-GF-7,62	1716467	10	103.2
10	DFK-PCV 5/10-GF-7,62	1716470	10	110.82
11	DFK-PCV 5/11-GF-7,62	1716483	10	118.44
12	DFK-PCV 5/12-GF-7,62	1716496	10	126.06



Technical data

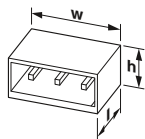
Connection system / type of contact	POWER COMBICON 5 / Male connector		
Locking	Threaded flange		
Electrical parameters			
Rated current	[A]	41	
Surge voltage category/degree of pollution		III / 3	III / 2 II / 2
Rated insulation voltage	[V]	500	630 800
Rated surge voltage	[kV]	6	6 6
General data			
Type of insulation material / insulation material group	PA / I		
Inflammability class in acc. with UL 94	V0		

PCB connectors

Conductor cross sections up to 10 mm² (AWG 10)

PCB headers, Pitch: 7.62 mm

PC 6/-G



Dimensions	[mm]
Solder pin length	2.6
Length l	28.2
Height h	13.5

630V IEC	41A IEC	7.62 mm	6 mm ²
-------------	------------	---------	-------------------

Technical data

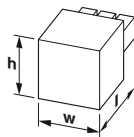
Connection system / type of contact	- / Male connector		
Locking	-		
Electrical parameters			
Rated current	[A]	41	
Surge voltage category/degree of pollution		III / 3	III / 2
Rated insulation voltage	[V]	630	1000
Rated surge voltage	[kV]	6	6
General data			
Type of insulation material / insulation material group			PA / I
Inflammability class in acc. with UL 94			V0

Ordering data

No. of pos.	Type	Order No.	Pcs./ Pkt.	Width w [mm]
2	PC 6/ 2-G1-7,62 BK	1717016	25	15.64
3	PC 6/ 3-G1-7,62 BK	1717017	25	23.26
4	PC 6/ 4-G1-7,62 BK	1717018	25	30.88

PCB plug, Screw connection with tension sleeve, Pitch: 10.16 mm

PC 6/...-ST



Dimensions	[mm]
Length l	39
Height h	27.55



Ordering data

No. of pos.	Type	Order No.	Pcs./ Pkt.	Width w [mm]
2	PC 6/ 2-ST-10,16	1913507	50	19.36
3	PC 6/ 3-ST-10,16	1913510	50	29.52
4	PC 6/ 4-ST-10,16	1913523	50	39.68
5	PC 6/ 5-ST-10,16	1913536	50	49.84
6	PC 6/ 6-ST-10,16	1913549	50	60
7	PC 6/ 7-ST-10,16	1913552	50	70.16
8	PC 6/ 8-ST-10,16	1913565	50	80.32

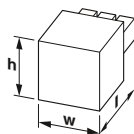


Technical data

Connection system / type of contact	POWER COMBICON 16 / Female connector		
Locking	without		
Connection capacity			
Solid / stranded	[mm ²]	0.75 - 10 / 0.75 - 6	
Stranded with ferrules without plastic sleeve	[mm ²]	0.5 - 6	
Stranded with ferrules with plastic sleeve	[mm ²]	0.5 - 6	
2 conductors with same cross section solid / stranded	[mm ²]	0.75 - 4 / 0.75 - 6	
2 conductors with same cross section, stranded, with ferrule without plastic sleeve	[mm ²]	0.5 - 2.5	
2 conductors with same cross section, stranded, with TWIN ferrules with plastic sleeve	[mm ²]	0.5 - 4	
Conductor cross section AWG/kcmil		18 - 8	
Stripping length	[mm]	12	
Tightening torque	[Nm]	1.2 - 1.5	
Electrical parameters			
Rated current / conductor cross section	[A] / [mm ²]	41 / 10	
Surge voltage category/degree of pollution		III / 3	II / 2
Rated insulation voltage	[V]	1000	1000
Rated surge voltage	[kV]	8	6
Approval data (UL/CUL)			
Use Group		B	C
Nominal voltage/current	[V] / [A]	600 / 50	600 / 50
AWG		20-8	20-8
General data			
Type of insulation material / insulation material group		PA / I	
Inflammability class in acc. with UL 94		V0	

PCB plug, Screw connection with tension sleeve, Pitch: 10.16 mm

PC 6/...-STF



Dimensions	[mm]
Length l	39
Height h	27.55



Ordering data

No. of pos.	Type	Order No.	Pcs./ Pkt.	Width w [mm]
2	PC 6/ 2-STF-10,16	1913578	50	38.08
3	PC 6/ 3-STF-10,16	1913581	50	48.24
4	PC 6/ 4-STF-10,16	1913594	50	58.4
5	PC 6/ 5-STF-10,16	1913604	50	68.56
6	PC 6/ 6-STF-10,16	1913617	50	78.72
7	PC 6/ 7-STF-10,16	1913620	50	88.88
8	PC 6/ 8-STF-10,16	1913633	50	99.04



Technical data

Connection system / type of contact	POWER COMBICON 16 / Female connector		
Locking	Screw flange		
Connection capacity			
Solid / stranded	[mm ²]	0.75 - 10 / 0.75 - 6	
Stranded with ferrules without plastic sleeve	[mm ²]	0.5 - 6	
Stranded with ferrules with plastic sleeve	[mm ²]	0.5 - 6	
2 conductors with same cross section solid / stranded	[mm ²]	0.75 - 4 / 0.75 - 6	
2 conductors with same cross section, stranded, with ferrule without plastic sleeve	[mm ²]	0.5 - 2.5	
2 conductors with same cross section, stranded, with TWIN ferrules with plastic sleeve	[mm ²]	0.5 - 4	
Conductor cross section AWG/kcmil		18 - 8	
Stripping length	[mm]	12	
Tightening torque	[Nm]	1.2 - 1.5	
Electrical parameters			
Rated current / conductor cross section	[A] / [mm ²]	41 / 10	
Surge voltage category/degree of pollution		III / 3	II / 2
Rated insulation voltage	[V]	1000	1000
Rated surge voltage	[kV]	8	6
Approval data (UL/CUL)			
Use Group		B	C
Nominal voltage/current	[V] / [A]	600 / 50	600 / 50
AWG		20-8	20-8
General data			
Type of insulation material / insulation material group		PA / I	
Inflammability class in acc. with UL 94		V0	

PCB connectors

Conductor cross section up to 16 mm² (AWG 6)

PCB plug, Screw connection with tension sleeve, Pitch: 10.16 mm

PC 6/...-STF-SH



Dimensions	[mm]
Length l	89.75
Height h	29.05



Ordering data

No. of pos.	Type	Order No.	Pcs./ Pkt.	Width w [mm]
3	PC 6/ 3-STF-SH-10,16	1973042	50	48.24
4	PC 6/ 4-STF-SH-10,16	1966431	50	58.4

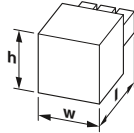


Technical data

Connection system / type of contact	POWER COMBICON 16 / Female connector		
Locking	Screw flange		
Connection capacity			
Solid / stranded	[mm ²]	0.5 - 10 / 0.5 - 6	
Stranded with ferrules without plastic sleeve	[mm ²]	0.5 - 6	
Stranded with ferrules with plastic sleeve	[mm ²]	0.5 - 6	
2 conductors with same cross section solid / stranded	[mm ²]	0.5 - 6 / 0.5 - 6	
2 conductors with same cross section, stranded, with ferrule without plastic sleeve	[mm ²]	0.5 - 2.5	
2 conductors with same cross section, stranded, with TWIN ferrules with plastic sleeve	[mm ²]	0.5 - 4	
Conductor cross section AWG/kcmil		20 - 7	
Stripping length	[mm]	12	
Tightening torque	[Nm]	1.2 - 1.5	
Electrical parameters			
Rated current / conductor cross section	[A] / [mm ²]	41 / 10	
Surge voltage category/degree of pollution		III / 3	II / 2
Rated insulation voltage	[V]	1000	1000
Rated surge voltage	[kV]	8	8
Approval data (UL/CUL)			
Use Group		B	C
Nominal voltage/current	[V] / [A]	600 / 50	600 / 50
AWG		20-8	20-8
General data			
Type of insulation material / insulation material group		PA / I	
Inflammability class in acc. with UL 94		V0	

PCB plug, Screw connection with tension sleeve, Pitch: 10.16 mm

PC 16/...-ST



Dimensions	[mm]
Length l	41.5
Height h	27.8



Ordering data

No. of pos.	Type	Order No.	Pcs./ Pkt.	Width w [mm]
2	PC 16/ 2-ST-10,16	1967375	50	20.16
3	PC 16/ 3-ST-10,16	1967388	50	30.32
4	PC 16/ 4-ST-10,16	1967391	50	40.48
5	PC 16/ 5-ST-10,16	1967401	50	50.64
6	PC 16/ 6-ST-10,16	1967414	50	60.8
7	PC 16/ 7-ST-10,16	1967427	50	70.96
8	PC 16/ 8-ST-10,16	1967430	50	81.12
9	PC 16/ 9-ST-10,16	1967443	50	91.28



Technical data

Connection system / type of contact	POWER COMBICON 16 / Female connector		
Locking	without		
Connection capacity			
Solid / stranded	[mm ²]	0.75 - 16 / 0.75 - 16	
Stranded with ferrules without plastic sleeve	[mm ²]	0.5 - 16	
Stranded with ferrules with plastic sleeve	[mm ²]	0.5 - 10	
2 conductors with same cross section solid / stranded	[mm ²]	0.75 - 6 / 0.75 - 6	
2 conductors with same cross section, stranded, with ferrule without plastic sleeve	[mm ²]	0.5 - 4	
2 conductors with same cross section, stranded, with TWIN ferrules with plastic sleeve	[mm ²]	0.5 - 6	
Conductor cross section AWG/kcmil		18 - 6	
Stripping length	[mm]	12	
Tightening torque	[Nm]	1.7 - 1.8	
Electrical parameters			
Rated current / conductor cross section	[A] / [mm ²]	76 / 16	
Surge voltage category/degree of pollution		III / 3	II / 2
Rated insulation voltage	[V]	1000	1000
Rated surge voltage	[kV]	8	6
Approval data (UL/CUL)			
Use Group		B	C
Nominal voltage/current	[V] / [A]	600 / 55	600 / 55
AWG		20-6	20-6
General data			
Type of insulation material / insulation material group		PA / I	
Inflammability class in acc. with UL 94		V0	

PCB plug, Screw connection with tension sleeve, Pitch: 10.16 mm

PC 16/...STF



Dimensions	[mm]
Length l	41.5
Height h	27.8



Ordering data

No. of pos.	Type	Order No.	Pcs./ Pkt.	Width w [mm]
2	PC 16/ 2-STF-10,16	1967456	50	38.08
3	PC 16/ 3-STF-10,16	1967469	50	48.24
4	PC 16/ 4-STF-10,16	1967472	50	58.4
5	PC 16/ 5-STF-10,16	1967485	50	68.56
6	PC 16/ 6-STF-10,16	1967498	50	78.72
7	PC 16/ 7-STF-10,16	1967508	50	88.88
8	PC 16/ 8-STF-10,16	1967511	50	99.04
9	PC 16/ 9-STF-10,16	1967524	50	109.2

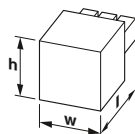


Technical data

Connection system / type of contact	POWER COMBICON 16 / Female connector		
Locking	Screw flange		
Connection capacity			
Solid / stranded	[mm ²]	0.75 - 16 / 0.75 - 16	
Stranded with ferrules without plastic sleeve	[mm ²]	0.5 - 16	
Stranded with ferrules with plastic sleeve	[mm ²]	0.5 - 10	
2 conductors with same cross section solid / stranded	[mm ²]	0.75 - 6 / 0.75 - 6	
2 conductors with same cross section, stranded, with ferrule without plastic sleeve	[mm ²]	0.5 - 4	
2 conductors with same cross section, stranded, with TWIN ferrules with plastic sleeve	[mm ²]	0.5 - 6	
Conductor cross section AWG/kcmil		18 - 6	
Stripping length	[mm]	12	
Tightening torque	[Nm]	1.7 - 1.8	
Electrical parameters			
Rated current / conductor cross section	[A] / [mm ²]	76 / 16	
Surge voltage category/degree of pollution		III / 3	II / 2
Rated insulation voltage	[V]	1000	1000
Rated surge voltage	[kV]	8	6
Approval data (UL/CUL)			
Use Group		B	C
Nominal voltage/current	[V] / [A]	600 / 55	600 / 55
AWG		20-6	20-6
General data			
Type of insulation material / insulation material group		PA / I	
Inflammability class in acc. with UL 94		V0	

PCB plug, Screw connection with tension sleeve, Pitch: 10.16 mm

PC 16/...STF-SH



Dimensions	[mm]
Length l	89.8
Height h	29.1



Ordering data

No. of pos.	Type	Order No.	Pcs./ Pkt.	Width w [mm]
4	PC 16/ 4-STF-SH-10,16	1970359	50	58.4
3	PC 16/ 3-STF-SH-10,16	1737530	50	48.24



Technical data

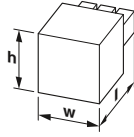
Connection system / type of contact	POWER COMBICON 16 / Female connector		
Locking	Screw flange		
Connection capacity			
Solid / stranded	[mm ²]	0.75 - 16 / 0.75 - 16	
Stranded with ferrules without plastic sleeve	[mm ²]	0.5 - 16	
Stranded with ferrules with plastic sleeve	[mm ²]	0.5 - 10	
2 conductors with same cross section solid / stranded	[mm ²]	0.75 - 6 / 0.75 - 6	
2 conductors with same cross section, stranded, with ferrule without plastic sleeve	[mm ²]	0.5 - 4	
2 conductors with same cross section, stranded, with TWIN ferrules with plastic sleeve	[mm ²]	0.5 - 6	
Conductor cross section AWG/kcmil		18 - 6	
Stripping length	[mm]	12	
Tightening torque	[Nm]	1.7 - 1.8	
Electrical parameters			
Rated current / conductor cross section	[A] / [mm ²]	76 / 16	
Surge voltage category/degree of pollution		III / 3	II / 2
Rated insulation voltage	[V]	1000	1000
Rated surge voltage	[kV]	8	6
Approval data (UL/CUL)			
Use Group		B	C
Nominal voltage/current	[V] / [A]	600 / 55	600 / 55
AWG		20-6	20-6
General data			
Type of insulation material / insulation material group		PA / I	
Inflammability class in acc. with UL 94		V0	

PCB connectors

Conductor cross section up to 16 mm² (AWG 6)

PCB plug, Screw connection with tension sleeve, Pitch: 10.16 mm

TPC 16/..-ST



Dimensions	[mm]
Length l	54.9
Height h	51.4



Ordering data

No. of pos.	Type	Order No.	Pcs./ Pkt.	Width w [mm]
2	TPC 16/ 2-ST-10,16	1715170	20	20.16
3	TPC 16/ 3-ST-10,16	1715183	20	30.32
4	TPC 16/ 4-ST-10,16	1715196	20	40.48
5	TPC 16/ 5-ST-10,16	1715206	20	50.64
6	TPC 16/ 6-ST-10,16	1715219	20	60.8
7	TPC 16/ 7-ST-10,16	1715222	20	70.96
8	TPC 16/ 8-ST-10,16	1715235	20	81.12
9	TPC 16/ 9-ST-10,16	1715248	20	91.28

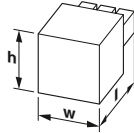


Technical data

Connection system / type of contact	POWER COMBICON 16 / Female connector		
Locking	without		
Connection capacity			
Solid / stranded	[mm ²]	0.75 - 16 / 0.75 - 16	
Stranded with ferrules without plastic sleeve	[mm ²]	0.5 - 16	
Stranded with ferrules with plastic sleeve	[mm ²]	0.5 - 16	
2 conductors with same cross section solid / stranded	[mm ²]	0.75 - 6 / 0.75 - 6	
2 conductors with same cross section, stranded, with ferrule without plastic sleeve	[mm ²]	0.5 - 4	
2 conductors with same cross section, stranded, with TWIN ferrules with plastic sleeve	[mm ²]	0.5 - 6	
Conductor cross section AWG/kcmil	18 - 6		
Stripping length	[mm]	18	
Tightening torque	[Nm]	1.7 - 1.8	
Electrical parameters			
Rated current / conductor cross section	[A] / [mm ²]	76 / 16	
Surge voltage category/degree of pollution		III/3	III/2
Rated insulation voltage	[V]	1000	1000
Rated surge voltage	[kV]	8	6
Approval data (UL/CUL)			
Use Group		B	C
Nominal voltage/current	[V] / [A]	600 / 60	-
AWG		20-4	-
General data			
Type of insulation material / insulation material group	PA / I		
Inflammability class in acc. with UL 94	V0		

PCB plug, Screw connection with tension sleeve, Pitch: 10.16 mm

TPC 16/..-STF



Dimensions	[mm]
Length l	54.9
Height h	51.4



Ordering data

No. of pos.	Type	Order No.	Pcs./ Pkt.	Width w [mm]
2	TPC 16/ 2-STF-10,16	1715251	20	38.08
3	TPC 16/ 3-STF-10,16	1715264	20	48.24
4	TPC 16/ 4-STF-10,16	1715277	20	58.4
5	TPC 16/ 5-STF-10,16	1715280	20	68.56
6	TPC 16/ 6-STF-10,16	1715293	20	78.72
7	TPC 16/ 7-STF-10,16	1715303	20	88.88
8	TPC 16/ 8-STF-10,16	1715316	20	99.04
9	TPC 16/ 9-STF-10,16	1715329	50	109.2

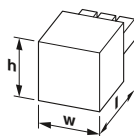


Technical data

Connection system / type of contact	POWER COMBICON 16 / Female connector		
Locking	Screw flange		
Connection capacity			
Solid / stranded	[mm ²]	0.75 - 16 / 0.75 - 16	
Stranded with ferrules without plastic sleeve	[mm ²]	0.5 - 16	
Stranded with ferrules with plastic sleeve	[mm ²]	0.5 - 16	
2 conductors with same cross section solid / stranded	[mm ²]	0.75 - 6 / 0.75 - 6	
2 conductors with same cross section, stranded, with ferrule without plastic sleeve	[mm ²]	0.5 - 4	
2 conductors with same cross section, stranded, with TWIN ferrules with plastic sleeve	[mm ²]	0.5 - 6	
Conductor cross section AWG/kcmil	18 - 6		
Stripping length	[mm]	18	
Tightening torque	[Nm]	1.7 - 1.8	
Electrical parameters			
Rated current / conductor cross section	[A] / [mm ²]	76 / 16	
Surge voltage category/degree of pollution		III/3	III/2
Rated insulation voltage	[V]	1000	1000
Rated surge voltage	[kV]	8	6
Approval data (UL/CUL)			
Use Group		B	C
Nominal voltage/current	[V] / [A]	600 / 60	-
AWG		20-4	-
General data			
Type of insulation material / insulation material group	PA / I		
Inflammability class in acc. with UL 94	V0		

PCB plug, Screw connection with tension sleeve, Pitch: 10.16 mm

IPC 16/...-ST



Dimensions	[mm]
Length l	44.1
Height h	27.8



Ordering data

No. of pos.	Type	Order No.	Pcs./ Pkt.	Width w [mm]
2	IPC 16/ 2-ST-10,16	1969373	50	23.36
3	IPC 16/ 3-ST-10,16	1969386	50	33.52
4	IPC 16/ 4-ST-10,16	1969399	50	43.68
5	IPC 16/ 5-ST-10,16	1969409	50	53.84
6	IPC 16/ 6-ST-10,16	1969412	50	64
7	IPC 16/ 7-ST-10,16	1969425	50	74.16
8	IPC 16/ 8-ST-10,16	1969438	50	84.32
9	IPC 16/ 9-ST-10,16	1969441	50	94.48

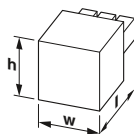


Technical data

Connection system / type of contact		POWER COMBICON 16 / Male connector		
Locking		without		
Connection capacity				
Solid / stranded	[mm ²]	0.75 - 16 / 0.75 - 16		
Stranded with ferrules without plastic sleeve	[mm ²]	0.5 - 16		
Stranded with ferrules with plastic sleeve	[mm ²]	0.5 - 10		
2 conductors with same cross section solid / stranded	[mm ²]	0.75 - 6 / 0.75 - 6		
2 conductors with same cross section, stranded, with ferrule without plastic sleeve	[mm ²]	0.5 - 4		
2 conductors with same cross section, stranded, with TWIN ferrules with plastic sleeve	[mm ²]	0.5 - 6		
Conductor cross section AWG/kcmil		18 - 6		
Stripping length		12		
Tightening torque		1.7 - 1.8		
Electrical parameters				
Rated current / conductor cross section [A] / [mm ²]		76 / 16		
Surge voltage category/degree of pollution		III/3	III/2	II/2
Rated insulation voltage [V]		1000	1000	1000
Rated surge voltage [kV]		8	8	6
Approval data (UL/CUL)				
Use Group		B	C	D
Nominal voltage/current [V] / [A]		600 / 55	600 / 55	-
AWG		20-6	20-6	-
General data				
Type of insulation material / insulation material group		PA / I		
Inflammability class in acc. with UL 94		V0		

PCB plug, Screw connection with tension sleeve, Pitch: 10.16 mm

IPC 16/...-STF



Dimensions	[mm]
Length l	49
Height h	27.75



Ordering data

No. of pos.	Type	Order No.	Pcs./ Pkt.	Width w [mm]
2	IPC 16/ 2-STF-10,16	1969454	50	38.08
3	IPC 16/ 3-STF-10,16	1969467	50	48.24
4	IPC 16/ 4-STF-10,16	1969470	50	58.4
5	IPC 16/ 5-STF-10,16	1969483	50	68.56
6	IPC 16/ 6-STF-10,16	1969496	50	78.72
7	IPC 16/ 7-STF-10,16	1969506	50	88.88
8	IPC 16/ 8-STF-10,16	1969519	50	99.04
9	IPC 16/ 9-STF-10,16	1969522	50	109.2



Technical data

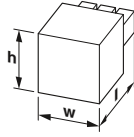
Connection system / type of contact		POWER COMBICON 16 / Male connector		
Locking		Screw flange		
Connection capacity				
Solid / stranded	[mm ²]	0.75 - 16 / 0.75 - 16		
Stranded with ferrules without plastic sleeve	[mm ²]	0.5 - 16		
Stranded with ferrules with plastic sleeve	[mm ²]	0.5 - 10		
2 conductors with same cross section solid / stranded	[mm ²]	0.75 - 6 / 0.75 - 6		
2 conductors with same cross section, stranded, with ferrule without plastic sleeve	[mm ²]	0.5 - 4		
2 conductors with same cross section, stranded, with TWIN ferrules with plastic sleeve	[mm ²]	0.5 - 6		
Conductor cross section AWG/kcmil		18 - 6		
Stripping length		12		
Tightening torque		1.7 - 1.8		
Electrical parameters				
Rated current / conductor cross section [A] / [mm ²]		76 / 16		
Surge voltage category/degree of pollution		III/3	III/2	II/2
Rated insulation voltage [V]		1000	1000	1000
Rated surge voltage [kV]		8	8	6
Approval data (UL/CUL)				
Use Group		B	C	D
Nominal voltage/current [V] / [A]		600 / 55	600 / 55	-
AWG		20-6	20-6	-
General data				
Type of insulation material / insulation material group		PA / I		
Inflammability class in acc. with UL 94		V0		

PCB connectors

Conductor cross section up to 16 mm² (AWG 6)

PCB plug, Screw connection with tension sleeve, Pitch: 10.16 mm

IPC 16/...-STF-SH



Dimensions	[mm]
Length l	94.05
Height h	29.05



Ordering data

No. of pos.	Type	Order No.	Pcs./ Pkt.	Width w [mm]
4	IPC 16/4-STF-SH-10,16	1970346	50	58.4
3	IPC 16/3-STF-SH-10,16	1737323	50	48.24

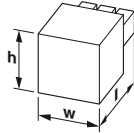


Technical data

Connection system / type of contact	POWER COMBICON 16 / Male connector		
Locking	Screw flange		
Connection capacity			
Solid / stranded	[mm ²]	0.75 - 16 / 0.75 - 16	
Stranded with ferrules without plastic sleeve	[mm ²]	0.5 - 16	
Stranded with ferrules with plastic sleeve	[mm ²]	0.5 - 10	
2 conductors with same cross section solid / stranded	[mm ²]	0.75 - 6 / 0.75 - 6	
2 conductors with same cross section, stranded, with ferrule without plastic sleeve	[mm ²]	0.5 - 4	
2 conductors with same cross section, stranded, with TWIN ferrules with plastic sleeve	[mm ²]	0.5 - 6	
Conductor cross section AWG/kcmil	18 - 6		
Stripping length	[mm]	12	
Tightening torque	[Nm]	1.7 - 1.8	
Electrical parameters			
Rated current / conductor cross section	[A] / [mm ²]	76 / 16	
Surge voltage category/degree of pollution		III/3	III/2
Rated insulation voltage	[V]	1000	1000
Rated surge voltage	[kV]	8	6
Approval data (UL/CUL)			
Use Group		B	C
Nominal voltage/current	[V] / [A]	600 / 55	600 / 55
AWG		20-6	20-6
General data			
Type of insulation material / insulation material group	PA / I		
Inflammability class in acc. with UL 94	V0		

PCB plug, Screw connection with tension sleeve, Pitch: 10.16 mm

IPC 16/...-STGF



Dimensions	[mm]
Length l	44.1
Height h	27.8



Ordering data

No. of pos.	Type	Order No.	Pcs./ Pkt.	Width w [mm]
2	IPC 16/2-STGF-10,16	1975817	50	22.16
3	IPC 16/3-STGF-10,16	1975820	50	32.32
4	IPC 16/4-STGF-10,16	1975833	50	42.48
5	IPC 16/5-STGF-10,16	1975846	50	52.64
6	IPC 16/6-STGF-10,16	1975859	50	62.8
7	IPC 16/7-STGF-10,16	1975862	50	72.96
8	IPC 16/8-STGF-10,16	1975875	50	83.12
9	IPC 16/9-STGF-10,16	1975888	50	93.28

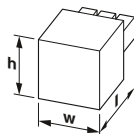


Technical data

Connection system / type of contact	POWER COMBICON 16 / Male connector		
Locking	Threaded flange		
Connection capacity			
Solid / stranded	[mm ²]	0.75 - 16 / 0.75 - 16	
Stranded with ferrules without plastic sleeve	[mm ²]	0.5 - 16	
Stranded with ferrules with plastic sleeve	[mm ²]	0.5 - 10	
2 conductors with same cross section solid / stranded	[mm ²]	0.75 - 6 / 0.75 - 6	
2 conductors with same cross section, stranded, with ferrule without plastic sleeve	[mm ²]	0.5 - 4	
2 conductors with same cross section, stranded, with TWIN ferrules with plastic sleeve	[mm ²]	0.5 - 6	
Conductor cross section AWG/kcmil	18 - 6		
Stripping length	[mm]	12	
Tightening torque	[Nm]	1.7 - 1.8	
Electrical parameters			
Rated current / conductor cross section	[A] / [mm ²]	76 / 16	
Surge voltage category/degree of pollution		III/3	III/2
Rated insulation voltage	[V]	1000	1000
Rated surge voltage	[kV]	8	6
Approval data (UL/CUL)			
Use Group		B	C
Nominal voltage/current	[V] / [A]	600 / 55	600 / 55
AWG		20-6	20-6
General data			
Type of insulation material / insulation material group	PA / I		
Inflammability class in acc. with UL 94	V0		

PCB plug, Screw connection with tension sleeve, Pitch: 10.16 mm

IPC 16/...-STGF-SH



Dimensions	[mm]
Length l	94.1
Height h	27.8



Ordering data

No. of pos.	Type	Order No.	Pcs./ Pkt.	Width w [mm]
4	IPC 16/ 4-STGF-SH-10,16	1975891	50	58.4

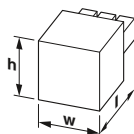


Technical data

Connection system / type of contact	POWER COMBICON 16 / Male connector		
Locking	Threaded flange		
Connection capacity			
Solid / stranded	[mm ²]	0.75 - 16 / 0.75 - 16	
Stranded with ferrules without plastic sleeve	[mm ²]	0.5 - 16	
Stranded with ferrules with plastic sleeve	[mm ²]	0.5 - 10	
2 conductors with same cross section solid / stranded	[mm ²]	0.75 - 6 / 0.75 - 6	
2 conductors with same cross section, stranded, with ferrule without plastic sleeve	[mm ²]	0.5 - 4	
2 conductors with same cross section, stranded, with TWIN ferrules with plastic sleeve	[mm ²]	0.5 - 6	
Conductor cross section AWG/kcmil		18 - 6	
Stripping length	[mm]	12	
Tightening torque	[Nm]	1.7 - 1.8	
Electrical parameters			
Rated current / conductor cross section	[A] / [mm ²]	76 / 16	
Surge voltage category/degree of pollution		III / 3	II / 2
Rated insulation voltage	[V]	1000	1000
Rated surge voltage	[kV]	8	6
Approval data (UL/CUL)			
Use Group		B	C
Nominal voltage/current	[V] / [A]	600 / 55	-
AWG		20-6	-
General data			
Type of insulation material / insulation material group		PA / I	
Inflammability class in acc. with UL 94		V0	

PCB plug, Push-in spring connection, Pitch: 10.16 mm

SPC 16/...-ST



Dimensions	[mm]
Length l	44.5
Height h	25.1



Ordering data

No. of pos.	Type	Order No.	Pcs./ Pkt.	Width w [mm]
2	SPC 16/ 2-ST-10,16	1711268	50	20.32
3	SPC 16/ 3-ST-10,16	1711271	50	30.48
4	SPC 16/ 4-ST-10,16	1711284	50	40.64
5	SPC 16/ 5-ST-10,16	1711297	50	50.8
6	SPC 16/ 6-ST-10,16	1711307	50	60.96
7	SPC 16/ 7-ST-10,16	1711310	50	71.12
8	SPC 16/ 8-ST-10,16	1711323	50	81.28
9	SPC 16/ 9-ST-10,16	1711336	50	91.44



Technical data

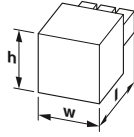
Connection system / type of contact	POWER COMBICON 16 / Female connector		
Locking	without		
Connection capacity			
Solid / stranded	[mm ²]	0.75 - 16 / 0.75 - 16	
Stranded with ferrules without plastic sleeve	[mm ²]	0.75 - 16	
Stranded with ferrules with plastic sleeve	[mm ²]	0.75 - 10	
2 conductors with same cross section solid / stranded	[mm ²]	- / -	
2 conductors with same cross section, stranded, with ferrule without plastic sleeve	[mm ²]	-	
2 conductors with same cross section, stranded, with TWIN ferrules with plastic sleeve	[mm ²]	0.75 - 4	
Conductor cross section AWG/kcmil		18 - 4	
Stripping length	[mm]	18	
Tightening torque	[Nm]	-	
Electrical parameters			
Rated current / conductor cross section	[A] / [mm ²]	76 / 16	
Surge voltage category/degree of pollution		III / 3	II / 2
Rated insulation voltage	[V]	1000	1000
Rated surge voltage	[kV]	8	6
Approval data (UL/CUL)			
Use Group		B	C
Nominal voltage/current	[V] / [A]	600 / 66	-
AWG		20-4	-
General data			
Type of insulation material / insulation material group		PA / I	
Inflammability class in acc. with UL 94		V0	

PCB connectors

Conductor cross section up to 16 mm² (AWG 6)

PCB plug, Push-in spring connection, Pitch: 10.16 mm

SPC 16/..-STF



Dimensions	[mm]
Length l	37
Height h	25.1



Ordering data

No. of pos.	Type	Order No.	Pcs./ Pkt.	Width w [mm]
2	SPC 16/ 2-STF-10,16	1711378	50	38.08
3	SPC 16/ 3-STF-10,16	1711381	50	48.24
4	SPC 16/ 4-STF-10,16	1711394	50	58.4
5	SPC 16/ 5-STF-10,16	1711404	50	68.56
6	SPC 16/ 6-STF-10,16	1711417	50	78.72
7	SPC 16/ 7-STF-10,16	1711420	50	88.88
8	SPC 16/ 8-STF-10,16	1711433	50	99.04
9	SPC 16/ 9-STF-10,16	1711446	50	109.2

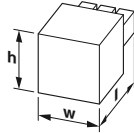


Technical data

Connection system / type of contact	POWER COMBICON 16 / Female connector			
Locking	Screw flange			
Connection capacity				
Solid / stranded	[mm ²]	0.75 - 16 / 0.75 - 16		
Stranded with ferrules without plastic sleeve	[mm ²]	0.75 - 16		
Stranded with ferrules with plastic sleeve	[mm ²]	0.75 - 10		
2 conductors with same cross section solid / stranded	[mm ²]	- / -		
2 conductors with same cross section, stranded, with ferrule without plastic sleeve	[mm ²]	-		
2 conductors with same cross section, stranded, with TWIN ferrules with plastic sleeve	[mm ²]	0.75 - 4		
Conductor cross section AWG/kcmil		18 - 4		
Stripping length	[mm]	18		
Tightening torque	[Nm]	-		
Electrical parameters				
Rated current / conductor cross section	[A] / [mm ²]	76 / 16		
Surge voltage category/degree of pollution		III/3	III/2	II/2
Rated insulation voltage	[V]	1000	1000	1000
Rated surge voltage	[kV]	8	8	6
Approval data (UL/CUL)				
Use Group		B	C	D
Nominal voltage/current	[V] / [A]	600 / 66	600 / 66	-
AWG		20-4	20-4	-
General data				
Type of insulation material / insulation material group		PA / I		
Inflammability class in acc. with UL 94		V0		

PCB plug, Push-in spring connection, Pitch: 10.16 mm

SPC 16/..-STF-SH



Dimensions	[mm]
Length l	96.6
Height h	25.1



Ordering data

No. of pos.	Type	Order No.	Pcs./ Pkt.	Width w [mm]
4	SPC 16/ 4-STF-SH-10,16	1711488	50	58.4

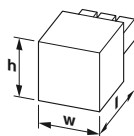


Technical data

Connection system / type of contact	POWER COMBICON 16 / Female connector			
Locking	Screw flange			
Connection capacity				
Solid / stranded	[mm ²]	0.75 - 16 / 0.75 - 16		
Stranded with ferrules without plastic sleeve	[mm ²]	0.75 - 16		
Stranded with ferrules with plastic sleeve	[mm ²]	0.75 - 10		
2 conductors with same cross section solid / stranded	[mm ²]	- / -		
2 conductors with same cross section, stranded, with ferrule without plastic sleeve	[mm ²]	-		
2 conductors with same cross section, stranded, with TWIN ferrules with plastic sleeve	[mm ²]	0.75 - 4		
Conductor cross section AWG/kcmil		18 - 4		
Stripping length	[mm]	18		
Tightening torque	[Nm]	-		
Electrical parameters				
Rated current / conductor cross section	[A] / [mm ²]	76 / 16		
Surge voltage category/degree of pollution		III/3	III/2	II/2
Rated insulation voltage	[V]	1000	1000	1000
Rated surge voltage	[kV]	8	8	6
Approval data (UL/CUL)				
Use Group		B	C	D
Nominal voltage/current	[V] / [A]	600 / 66	600 / 66	-
AWG		20-4	20-4	-
General data				
Type of insulation material / insulation material group		PA / I		
Inflammability class in acc. with UL 94		V0		

PCB plug, Push-in spring connection, Pitch: 10.16 mm

ISPC 16/...-ST



Dimensions	[mm]
Length l	45.1
Height h	25.1



Ordering data

No. of pos.	Type	Order No.	Pcs./ Pkt.	Width w [mm]
2	ISPC 16/ 2-ST-10,16	1748545	50	23.36
3	ISPC 16/ 3-ST-10,16	1748558	50	33.52
4	ISPC 16/ 4-ST-10,16	1748561	50	43.68
5	ISPC 16/ 5-ST-10,16	1748574	50	53.84
6	ISPC 16/ 6-ST-10,16	1748587	50	64
7	ISPC 16/ 7-ST-10,16	1748590	50	74.16
8	ISPC 16/ 8-ST-10,16	1748600	50	84.32
9	ISPC 16/ 9-ST-10,16	1748613	50	94.48

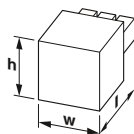


Technical data

Connection system / type of contact		POWER COMBICON 16 / Male connector		
Locking		without		
Connection capacity				
Solid / stranded	[mm ²]	0.75 - 16 / 0.75 - 16		
Stranded with ferrules without plastic sleeve	[mm ²]	0.75 - 16		
Stranded with ferrules with plastic sleeve	[mm ²]	0.75 - 10		
2 conductors with same cross section solid / stranded	[mm ²]	- / -		
2 conductors with same cross section, stranded, with ferrule without plastic sleeve	[mm ²]	-		
2 conductors with same cross section, stranded, with TWIN ferrules with plastic sleeve	[mm ²]	0.75 - 4		
Conductor cross section AWG/kcmil		18 - 4		
Stripping length	[mm]	18		
Tightening torque	[Nm]	1.8 -		
Electrical parameters				
Rated current / conductor cross section	[A] / [mm ²]	76 / 16		
Surge voltage category/degree of pollution		III / 3	III / 2	II / 2
Rated insulation voltage	[V]	1000	1000	1000
Rated surge voltage	[kV]	8	8	6
Approval data (UL/CUL)				
Use Group		B	C	D
Nominal voltage/current	[V] / [A]	600 / 66	600 / 66	-
AWG		20-4	20-4	-
General data				
Type of insulation material / insulation material group		PA / I		
Inflammability class in acc. with UL 94		V0		

PCB plug, Push-in spring connection, Pitch: 10.16 mm

ISPC 16/...-STF



Dimensions	[mm]
Length l	45.1
Height h	25.1



Ordering data

No. of pos.	Type	Order No.	Pcs./ Pkt.	Width w [mm]
2	ISPC 16/ 2-STF-10,16	1748626	50	38.08
3	ISPC 16/ 3-STF-10,16	1748639	50	48.24
4	ISPC 16/ 4-STF-10,16	1748642	50	58.4
5	ISPC 16/ 5-STF-10,16	1748655	50	68.56
6	ISPC 16/ 6-STF-10,16	1748668	50	78.72
7	ISPC 16/ 7-STF-10,16	1748671	50	88.88
8	ISPC 16/ 8-STF-10,16	1748684	50	99.04
9	ISPC 16/ 9-STF-10,16	1748697	50	109.2



Technical data

Connection system / type of contact		POWER COMBICON 16 / Male connector		
Locking		Screw flange		
Connection capacity				
Solid / stranded	[mm ²]	0.75 - 16 / 0.75 - 16		
Stranded with ferrules without plastic sleeve	[mm ²]	0.75 - 16		
Stranded with ferrules with plastic sleeve	[mm ²]	0.75 - 10		
2 conductors with same cross section solid / stranded	[mm ²]	- / -		
2 conductors with same cross section, stranded, with ferrule without plastic sleeve	[mm ²]	-		
2 conductors with same cross section, stranded, with TWIN ferrules with plastic sleeve	[mm ²]	0.75 - 4		
Conductor cross section AWG/kcmil		18 - 4		
Stripping length	[mm]	18		
Tightening torque	[Nm]	-		
Electrical parameters				
Rated current / conductor cross section	[A] / [mm ²]	76 / 16		
Surge voltage category/degree of pollution		III / 3	III / 2	II / 2
Rated insulation voltage	[V]	1000	1000	1000
Rated surge voltage	[kV]	8	8	6
Approval data (UL/CUL)				
Use Group		B	C	D
Nominal voltage/current	[V] / [A]	600 / 66	600 / 66	-
AWG		20-4	20-4	-
General data				
Type of insulation material / insulation material group		PA / I		
Inflammability class in acc. with UL 94		V0		

PCB connectors

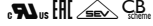
Conductor cross section up to 16 mm² (AWG 6)

PCB plug, Push-in spring connection, Pitch: 10.16 mm

ISPC 16/...STGF



Dimensions	[mm]
Length l	45.1
Height h	25.1



Ordering data

No. of pos.	Type	Order No.	Pcs./ Pkt.	Width w [mm]
2	ISPC 16/ 2-STGF-10,16	1748707	50	38.08
3	ISPC 16/ 3-STGF-10,16	1748710	50	48.24
4	ISPC 16/ 4-STGF-10,16	1748723	50	58.4
5	ISPC 16/ 5-STGF-10,16	1748736	50	68.56
6	ISPC 16/ 6-STGF-10,16	1748749	50	78.72
7	ISPC 16/ 7-STGF-10,16	1748752	50	88.88
8	ISPC 16/ 8-STGF-10,16	1748765	50	99.04
9	ISPC 16/ 9-STGF-10,16	1748778	50	109.2

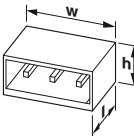


Technical data

Connection system / type of contact	POWER COMBICON 16 / Male connector		
Locking	Threaded flange		
Connection capacity			
Solid / stranded	[mm ²]	0.75 - 16 / 0.75 - 16	
Stranded with ferrules without plastic sleeve	[mm ²]	0.75 - 16	
Stranded with ferrules with plastic sleeve	[mm ²]	0.75 - 10	
2 conductors with same cross section solid / stranded	[mm ²]	- / -	
2 conductors with same cross section, stranded, with ferrule without plastic sleeve	[mm ²]	-	
2 conductors with same cross section, stranded, with TWIN ferrules with plastic sleeve	[mm ²]	0.75 - 4	
Conductor cross section AWG/kcmil		18 - 4	
Stripping length	[mm]	18	
Tightening torque	[Nm]	-	
Electrical parameters			
Rated current / conductor cross section	[A] / [mm ²]	76 / 16	
Surge voltage category/degree of pollution		III/3	III / 2
Rated insulation voltage	[V]	1000	1000
Rated surge voltage	[kV]	8	8
Approval data (UL/CUL)			
Use Group		B	C
Nominal voltage/current	[V] / [A]	600 / 66	600 / 66
AWG		20-4	20-4
General data			
Type of insulation material / insulation material group		PA / I	
Inflammability class in acc. with UL 94		V0	

PCB headers, Pitch: 10.16 mm

PC 6-16/...G1, Linear pinning



Dimensions	[mm]
Solder pin length	4
Length l	11
Height h	13.4



Ordering data

No. of pos.	Type	Order No.	Pcs./ Pkt.	Width w [mm]
2	PC 6-16/ 2-G1-10,16	1998933	50	23.36
3	PC 6-16/ 3-G1-10,16	1998946	50	33.52
4	PC 6-16/ 4-G1-10,16	1998959	50	43.68
5	PC 6-16/ 5-G1-10,16	1998962	50	53.84
6	PC 6-16/ 6-G1-10,16	1998975	50	64
7	PC 6-16/ 7-G1-10,16	1998988	50	74.16
8	PC 6-16/ 8-G1-10,16	1998991	50	84.32
9	PC 6-16/ 9-G1-10,16	1996391	50	94.48

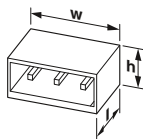


Technical data

Connection system / type of contact	POWER COMBICON 16 / Male connector		
Locking	without		
Electrical parameters			
Rated current	[A]	76	
Surge voltage category/degree of pollution		III/3	III / 2
Rated insulation voltage	[V]	1000	1000
Rated surge voltage	[kV]	8	8
Approval data (UL/CUL)			
Use Group		B	C
Nominal voltage/current	[V] / [A]	300 / 66	300 / 66
AWG		-	-
General data			
Type of insulation material / insulation material group		PA / I	
Inflammability class in acc. with UL 94		V0	

PCB headers, Pitch: 10.16 mm

PC 6-16/...-G1F, Linear pinning




Dimensions	[mm]
Solder pin length	4
Length l	34
Height h	13.4



Ordering data

No. of pos.	Type	Order No.	Pcs./ Pkt.	Width w [mm]
2	PC 6-16/ 2-G1F-10,16	1999000	50	38.08
3	PC 6-16/ 3-G1F-10,16	1999013	50	48.24
4	PC 6-16/ 4-G1F-10,16	1999026	50	58.4
5	PC 6-16/ 5-G1F-10,16	1999039	50	68.56
6	PC 6-16/ 6-G1F-10,16	1999042	50	78.72
7	PC 6-16/ 7-G1F-10,16	1999055	50	88.88
8	PC 6-16/ 8-G1F-10,16	1999068	50	99.04

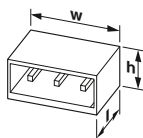


Technical data

Connection system / type of contact	POWER COMBICON 16 / Male connector		
Locking	Threaded flange		
Electrical parameters			
Rated current	[A]	76	
Surge voltage category/degree of pollution		III / 3	III / 2
Rated insulation voltage	[V]	1000	1000
Rated surge voltage	[kV]	8	6
Approval data (UL/CUL)			
Use Group		B	C
Nominal voltage/current	[V] / [A]	300 / 66	600 / 5
General data			
Type of insulation material / insulation material group		PA / I	
Inflammability class in acc. with UL 94		V0	

PCB headers, Pitch: 10.16 mm

PC 6-16/...-G1U, Linear pinning

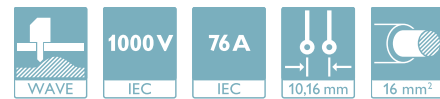


Dimensions	[mm]
Solder pin length	4
Length l	34
Height h	17.4



Ordering data

No. of pos.	Type	Order No.	Pcs./ Pkt.	Width w [mm]
2	PC 6-16/ 2-G1U-10,16	1996236	50	23.36
3	PC 6-16/ 3-G1U-10,16	1996249	50	33.52
4	PC 6-16/ 4-G1U-10,16	1996252	50	43.68
5	PC 6-16/ 5-G1U-10,16	1996265	50	53.84
6	PC 6-16/ 6-G1U-10,16	1996278	50	64
7	PC 6-16/ 7-G1U-10,16	1996281	50	74.16
8	PC 6-16/ 8-G1U-10,16	1996294	50	84.32
9	PC 6-16/ 9-G1U-10,16	1996304	50	94.48



Technical data

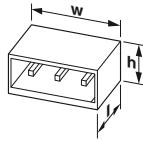
Connection system / type of contact	POWER COMBICON 16 / Male connector		
Locking	without		
Electrical parameters			
Rated current	[A]	76	
Surge voltage category/degree of pollution		III / 3	III / 2
Rated insulation voltage	[V]	1000	1000
Rated surge voltage	[kV]	8	6
Approval data (UL/CUL)			
Use Group		B	C
Nominal voltage/current	[V] / [A]	300 / 66	600 / 5
General data			
Type of insulation material / insulation material group		PA / I	
Inflammability class in acc. with UL 94		V0	

PCB connectors

Conductor cross section up to 16 mm² (AWG 6)

PCB headers, Pitch: 10.16 mm

PC 6-16/...-G1FU, Linear pinning



Dimensions	[mm]
Solder pin length	4
Length l	34
Height h	17.4



Ordering data

No. of pos.	Type	Order No.	Pcs./ Pkt.	Width w [mm]
2	PC 6-16/ 2-G1FU-10,16	1996317	50	38.08
3	PC 6-16/ 3-G1FU-10,16	1996320	50	48.24
4	PC 6-16/ 4-G1FU-10,16	1996333	50	58.4
5	PC 6-16/ 5-G1FU-10,16	1996346	50	68.56
6	PC 6-16/ 6-G1FU-10,16	1996359	50	78.72
7	PC 6-16/ 7-G1FU-10,16	1996362	50	88.88
8	PC 6-16/ 8-G1FU-10,16	1996375	50	99.04
9	PC 6-16/ 9-G1FU-10,16	1996388	50	109.2

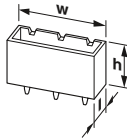


Technical data

Connection system / type of contact	POWER COMBICON 16 / Male connector		
Locking	Threaded flange		
Electrical parameters			
Rated current	[A]	76	
Surge voltage category/degree of pollution		III / 3	III / 2
Rated insulation voltage	[V]	630	1000
Rated surge voltage	[kV]	6	8
Approval data (UL/CUL)			
Use Group		B	C
Nominal voltage/current	[V] / [A]	300 / 66	300 / 66
AWG		-	-
General data			
Type of insulation material / insulation material group		PA / I	
Inflammability class in acc. with UL 94		V0	

PCB headers, Pitch: 10.16 mm

PCV 6-16/...-G1, Linear pinning



Dimensions	[mm]
Solder pin length	4
Length l	11
Height h	34



Ordering data

No. of pos.	Type	Order No.	Pcs./ Pkt.	Width w [mm]
2	PCV 6-16/ 2-G1-10,16	1998784	50	23.36
3	PCV 6-16/ 3-G1-10,16	1998797	50	33.52
4	PCV 6-16/ 4-G1-10,16	1998807	50	43.68
5	PCV 6-16/ 5-G1-10,16	1998810	50	53.84
6	PCV 6-16/ 6-G1-10,16	1998823	50	64
7	PCV 6-16/ 7-G1-10,16	1998836	50	74.16
8	PCV 6-16/ 8-G1-10,16	1998849	50	84.32
9	PCV 6-16/ 9-G1-10,16	1998852	50	94.48

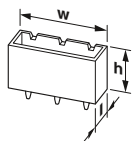


Technical data

Connection system / type of contact	POWER COMBICON 16 / Male connector		
Locking	without		
Electrical parameters			
Rated current	[A]	76	
Surge voltage category/degree of pollution		III / 3	III / 2
Rated insulation voltage	[V]	1000	1000
Rated surge voltage	[kV]	6	8
Approval data (UL/CUL)			
Use Group		B	C
Nominal voltage/current	[V] / [A]	300 / 66	300 / 66
AWG		-	-
General data			
Type of insulation material / insulation material group		PA / I	
Inflammability class in acc. with UL 94		V0	

PCB headers, Pitch: 10.16 mm

PCV 6-16/..-G1F, Linear pinning




Dimensions	[mm]
Solder pin length	4
Length l	13.4
Height h	38



Ordering data

No. of pos.	Type	Order No.	Pcs./ Pkt.	Width w [mm]
2	PCV 6-16/ 2-G1F-10,16	1998865	50	38.08
3	PCV 6-16/ 3-G1F-10,16	1998878	50	48.24
4	PCV 6-16/ 4-G1F-10,16	1998881	50	58.4
5	PCV 6-16/ 5-G1F-10,16	1998894	50	68.56
6	PCV 6-16/ 6-G1F-10,16	1998904	50	78.72
7	PCV 6-16/ 7-G1F-10,16	1998917	50	88.88
8	PCV 6-16/ 8-G1F-10,16	1998920	50	99.04
9	PCV 6-16/ 9-G1F-10,16	1996414	50	109.2

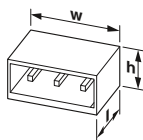


Technical data

Connection system / type of contact	POWER COMBICON 16 / Male connector		
Locking	Threaded flange		
Electrical parameters			
Rated current	[A]	76	
Surge voltage category/degree of pollution		III / 3	III / 2
Rated insulation voltage	[V]	1000	1000
Rated surge voltage	[kV]	6	8
Approval data (UL/CUL)			
Use Group		B	C
Nominal voltage/current	[V] / [A]	300 / 66	300 / 66
AWG		-	-
General data			
Type of insulation material / insulation material group		PA / I	
Inflammability class in acc. with UL 94		V0	

PCB headers, Pitch: 10.16 mm

IPC 16/..-G, Linear pinning

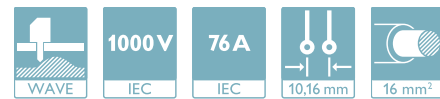


Dimensions	[mm]
Solder pin length	4
Length l	32.1
Height h	13.6



Ordering data

No. of pos.	Type	Order No.	Pcs./ Pkt.	Width w [mm]
2	IPC 16/ 2-G-10,16	1969535	50	21.12
3	IPC 16/ 3-G-10,16	1969548	50	31.28
4	IPC 16/ 4-G-10,16	1969551	50	41.44
5	IPC 16/ 5-G-10,16	1969564	50	51.6
6	IPC 16/ 6-G-10,16	1969577	50	61.76
7	IPC 16/ 7-G-10,16	1969580	50	71.92
8	IPC 16/ 8-G-10,16	1969593	50	82.08
9	IPC 16/ 9-G-10,16	1969603	50	92.24



Technical data

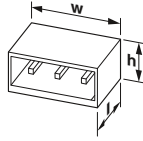
Connection system / type of contact	POWER COMBICON 16 / Female connector		
Locking	without		
Electrical parameters			
Rated current	[A]	76	
Surge voltage category/degree of pollution		III / 3	III / 2
Rated insulation voltage	[V]	1000	1000
Rated surge voltage	[kV]	8	8
Approval data (UL/CUL)			
Use Group		B	C
Nominal voltage/current	[V] / [A]	300 / 66	300 / 66
AWG		-	-
General data			
Type of insulation material / insulation material group		PA / I	
Inflammability class in acc. with UL 94		V0	

PCB connectors

Conductor cross section up to 16 mm² (AWG 6)

PCB headers, Pitch: 10.16 mm

IPC 16/...-GF, Linear pinning

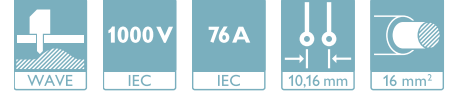


Dimensions	[mm]
Solder pin length	4
Length l	32.05
Height h	13.6



Ordering data

No. of pos.	Type	Order No.	Pcs./ Pkt.	Width w [mm]
2	IPC 16/ 2-GF-10,16	1969616	50	38.08
3	IPC 16/ 3-GF-10,16	1969629	50	48.24
4	IPC 16/ 4-GF-10,16	1969632	50	58.4
5	IPC 16/ 5-GF-10,16	1969645	50	68.56
6	IPC 16/ 6-GF-10,16	1969658	50	78.72
7	IPC 16/ 7-GF-10,16	1969661	50	88.88
8	IPC 16/ 8-GF-10,16	1969674	50	99.04
9	IPC 16/ 9-GF-10,16	1969687	50	109.2

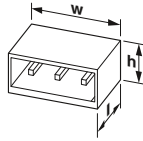


Technical data

Connection system / type of contact	POWER COMBICON 16 / Female connector		
Locking	Threaded flange		
Electrical parameters			
Rated current	[A]	76	
Surge voltage category/degree of pollution		III / 3	III / 2
Rated insulation voltage	[V]	1000	1000
Rated surge voltage	[kV]	8	8
Approval data (UL/CUL)			
Use Group		B	C
Nominal voltage/current	[V] / [A]	300 / 66	300 / 66
AWG		-	-
General data			
Type of insulation material / insulation material group		PA / I	
Inflammability class in acc. with UL 94		V0	

PCB headers, Pitch: 10.16 mm

IPC 16/...-GU, Linear pinning



Dimensions	[mm]
Solder pin length	4
Length l	32.1
Height h	13.6



Ordering data

No. of pos.	Type	Order No.	Pcs./ Pkt.	Width w [mm]
2	IPC 16/ 2-GU-10,16	1969852	50	21.12
3	IPC 16/ 3-GU-10,16	1969865	50	31.28
4	IPC 16/ 4-GU-10,16	1969878	50	41.44
5	IPC 16/ 5-GU-10,16	1969881	50	51.6
6	IPC 16/ 6-GU-10,16	1969894	50	61.76
7	IPC 16/ 7-GU-10,16	1969904	50	71.92
8	IPC 16/ 8-GU-10,16	1969917	50	82.08
9	IPC 16/ 9-GU-10,16	1969920	50	92.24

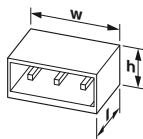


Technical data

Connection system / type of contact	POWER COMBICON 16 / Female connector		
Locking	without		
Electrical parameters			
Rated current	[A]	76	
Surge voltage category/degree of pollution		III / 3	III / 2
Rated insulation voltage	[V]	1000	1000
Rated surge voltage	[kV]	8	8
Approval data (UL/CUL)			
Use Group		B	C
Nominal voltage/current	[V] / [A]	300 / 66	300 / 66
AWG		-	-
General data			
Type of insulation material / insulation material group		PA / I	
Inflammability class in acc. with UL 94		V0	

PCB headers, Pitch: 10.16 mm

IPC 16/...-GFU, Linear pinning



Dimensions	[mm]
Solder pin length	4
Length l	32.1
Height h	13.6



Ordering data

No. of pos.	Type	Order No.	Pcs./ Pkt.	Width w [mm]
2	IPC 16/ 2-GFU-10,16	1969933	50	38.08
3	IPC 16/ 3-GFU-10,16	1969946	50	48.24
4	IPC 16/ 4-GFU-10,16	1969959	50	58.4
5	IPC 16/ 5-GFU-10,16	1969962	50	68.56
6	IPC 16/ 6-GFU-10,16	1969975	50	78.72
7	IPC 16/ 7-GFU-10,16	1969988	50	88.88
8	IPC 16/ 8-GFU-10,16	1969991	50	99.04
9	IPC 16/ 9-GFU-10,16	1970003	50	109.2

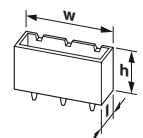


Technical data

Connection system / type of contact	POWER COMBICON 16 / Female connector		
Locking	Threaded flange		
Electrical parameters			
Rated current	[A]	76	
Surge voltage category/degree of pollution		III / 3	III / 2
Rated insulation voltage	[V]	1000	1000
Rated surge voltage	[kV]	8	8
Approval data (UL/CUL)			
Use Group		B	C
Nominal voltage/current	[V] / [A]	300 / 66	300 / 66
AWG		-	-
General data			
Type of insulation material / insulation material group		PA / I	
Inflammability class in acc. with UL 94		V0	

PCB headers, Pitch: 10.16 mm

IPC 16/...-G, Linear pinning



Dimensions	[mm]
Solder pin length	4
Length l	13.6
Height h	32.1



Ordering data

No. of pos.	Type	Order No.	Pcs./ Pkt.	Width w [mm]
2	IPC 16/ 2-G-10,16	1969690	50	21.12
3	IPC 16/ 3-G-10,16	1969700	50	31.28
4	IPC 16/ 4-G-10,16	1969713	50	41.44
5	IPC 16/ 5-G-10,16	1969726	50	51.6
6	IPC 16/ 6-G-10,16	1969739	50	61.76
7	IPC 16/ 7-G-10,16	1969742	50	71.92
8	IPC 16/ 8-G-10,16	1969755	50	82.08
9	IPC 16/ 9-G-10,16	1969768	50	92.24



Technical data

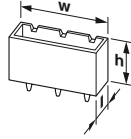
Connection system / type of contact	POWER COMBICON 16 / Female connector		
Locking	without		
Electrical parameters			
Rated current	[A]	76	
Surge voltage category/degree of pollution		III / 3	III / 2
Rated insulation voltage	[V]	1000	1000
Rated surge voltage	[kV]	8	8
Approval data (UL/CUL)			
Use Group		B	C
Nominal voltage/current	[V] / [A]	300 / 66	300 / 66
AWG		-	-
General data			
Type of insulation material / insulation material group		PA / I	
Inflammability class in acc. with UL 94		V0	

PCB connectors

Conductor cross section up to 16 mm² (AWG 6)

PCB headers, Pitch: 10.16 mm

IPCV 16/...-GF, Linear pinning



Dimensions	[mm]
Solder pin length	4
Length l	13.6
Height h	32.1



Ordering data

No. of pos.	Type	Order No.	Pcs./ Pkt.	Width w [mm]
2	IPCV 16/ 2-GF-10,16	1969771	50	38.08
3	IPCV 16/ 3-GF-10,16	1969784	50	48.24
4	IPCV 16/ 4-GF-10,16	1969797	50	58.4
5	IPCV 16/ 5-GF-10,16	1969807	50	68.56
6	IPCV 16/ 6-GF-10,16	1969810	50	78.72
7	IPCV 16/ 7-GF-10,16	1969823	50	88.88
8	IPCV 16/ 8-GF-10,16	1969836	50	99.04
9	IPCV 16/ 9-GF-10,16	1969849	50	109.2

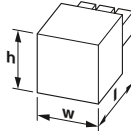


Technical data

Connection system / type of contact	POWER COMBICON 16 / Female connector		
Locking	Threaded flange		
Electrical parameters			
Rated current	[A]	76	
Surge voltage category/degree of pollution		III/3	III / 2
Rated insulation voltage	[V]	1000	1000
Rated surge voltage	[kV]	8	8
Approval data (UL/CUL)			
Use Group		B	C
Nominal voltage/current	[V] / [A]	300 / 66	300 / 66
AWG		-	-
General data			
Type of insulation material / insulation material group		PA / I	
Inflammability class in acc. with UL 94		V0	

Feed-through connector, Screw connection with tension sleeve, Pitch: 10.16 mm

DFK-PC 16/...-ST



Dimensions	[mm]
Length l	56.5
Height h	30.55



Ordering data

No. of pos.	Type	Order No.	Pcs./ Pkt.	Width w [mm]
2	DFK-PC 16/ 2-ST-10,16	1703373	10	39.76
3	DFK-PC 16/ 3-ST-10,16	1703386	10	49.92
4	DFK-PC 16/ 4-ST-10,16	1703399	10	60.08
5	DFK-PC 16/ 5-ST-10,16	1703409	10	70.24
6	DFK-PC 16/ 6-ST-10,16	1703412	10	80.4
7	DFK-PC 16/ 7-ST-10,16	1703425	10	90.56
8	DFK-PC 16/ 8-ST-10,16	1703438	10	100.72
9	DFK-PC 16/ 9-ST-10,16	1703441	10	110.88



Technical data

Connection system / type of contact	POWER COMBICON 16 / Male connector		
Locking	without		
Connection capacity			
Solid / stranded	[mm ²]	0.75 - 16 / 0.75 - 16	
Stranded with ferrules without plastic sleeve	[mm ²]	0.5 - 16	
Stranded with ferrules with plastic sleeve	[mm ²]	0.5 - 16	
2 conductors with same cross section solid / stranded	[mm ²]	0.75 - 6 / 0.75 - 6	
2 conductors with same cross section, stranded, with ferrule without plastic sleeve	[mm ²]	0.5 - 4	
2 conductors with same cross section, stranded, with TWIN ferrules with plastic sleeve	[mm ²]	0.5 - 6	
Conductor cross section AWG/kcmil		18 - 6	
Stripping length	[mm]	12	
Tightening torque	[Nm]	1.7 - 1.8	
Electrical parameters			
Rated current / conductor cross section	[A] / [mm ²]	76 / 16	
Surge voltage category/degree of pollution		III/3	III / 2
Rated insulation voltage	[V]	1000	1000
Rated surge voltage	[kV]	8	6
Approval data (UL/CUL)			
Use Group		B	C
Nominal voltage/current	[V] / [A]	600 / 55	600 / 55
AWG		20-6	20-6
General data			
Type of insulation material / insulation material group		PA / I	
Inflammability class in acc. with UL 94		V0	

Feed-through connector, Screw connection with tension sleeve, Pitch: 10.16 mm

DFK-PC 16/...-STF-SH



Dimensions	[mm]
Length l	44.1
Height h	30.55



Ordering data

No. of pos.	Type	Order No.	Pcs./ Pkt.	Width w [mm]
2	DFK-PC 16/ 2-STF-SH-10,16	1703616	10	55.68
3	DFK-PC 16/ 3-STF-SH-10,16	1703629	10	65.84
4	DFK-PC 16/ 4-STF-SH-10,16	1703632	10	76
5	DFK-PC 16/ 5-STF-SH-10,16	1703645	10	86.16
6	DFK-PC 16/ 6-STF-SH-10,16	1703658	10	96.32
7	DFK-PC 16/ 7-STF-SH-10,16	1703661	10	106.48
8	DFK-PC 16/ 8-STF-SH-10,16	1703674	10	116.64
9	DFK-PC 16/ 9-STF-SH-10,16	1703687	10	126.8

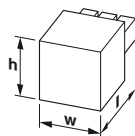



Technical data

Connection system / type of contact		POWER COMBICON 16 / Male connector		
Locking		Screw flange		
Connection capacity				
Solid / stranded	[mm ²]	0.75 - 16 / 0.75 - 16		
Stranded with ferrules without plastic sleeve	[mm ²]	0.5 - 16		
Stranded with ferrules with plastic sleeve	[mm ²]	0.5 - 16		
2 conductors with same cross section solid / stranded	[mm ²]	0.75 - 6 / 0.75 - 6		
2 conductors with same cross section, stranded, with ferrule without plastic sleeve	[mm ²]	0.5 - 4		
2 conductors with same cross section, stranded, with TWIN ferrules with plastic sleeve	[mm ²]	0.5 - 6		
Conductor cross section AWG/kcmil		18 - 6		
Stripping length	[mm]	12		
Tightening torque	[Nm]	1.7 - 1.8		
Electrical parameters				
Rated current / conductor cross section	[A] / [mm ²]	76 / 16		
Surge voltage category/degree of pollution		III / 3	III / 2	II / 2
Rated insulation voltage	[V]	1000	1000	1000
Rated surge voltage	[kV]	8	8	6
Approval data (UL/CUL)				
Use Group		B	C	D
Nominal voltage/current	[V] / [A]	600 / 55	600 / 55	-
AWG		20-6	20-6	-
General data				
Type of insulation material / insulation material group		PA / I		
Inflammability class in acc. with UL 94		V0		

Feed-through connector, Screw connection with tension sleeve, Pitch: 10.16 mm

DFK-IPC 16/...-ST



Dimensions	[mm]
Length l	56.4
Height h	32.05



Ordering data

No. of pos.	Type	Order No.	Pcs./ Pkt.	Width w [mm]
2	DFK-IPC 16/ 2-ST-10,16	1703690	10	44.44
3	DFK-IPC 16/ 3-ST-10,16	1703700	10	54.6
4	DFK-IPC 16/ 4-ST-10,16	1703713	10	64.76
5	DFK-IPC 16/ 5-ST-10,16	1703726	10	74.92
6	DFK-IPC 16/ 6-ST-10,16	1703739	10	85.08
7	DFK-IPC 16/ 7-ST-10,16	1703742	10	95.24
8	DFK-IPC 16/ 8-ST-10,16	1703755	10	105.4
9	DFK-IPC 16/ 9-ST-10,16	1703768	10	115.56



Technical data

Connection system / type of contact		POWER COMBICON 16 / Female connector		
Locking		without		
Connection capacity				
Solid / stranded	[mm ²]	0.75 - 16 / 0.75 - 16		
Stranded with ferrules without plastic sleeve	[mm ²]	0.5 - 16		
Stranded with ferrules with plastic sleeve	[mm ²]	0.5 - 16		
2 conductors with same cross section solid / stranded	[mm ²]	0.75 - 6 / 0.75 - 6		
2 conductors with same cross section, stranded, with ferrule without plastic sleeve	[mm ²]	0.5 - 4		
2 conductors with same cross section, stranded, with TWIN ferrules with plastic sleeve	[mm ²]	0.5 - 6		
Conductor cross section AWG/kcmil		18 - 6		
Stripping length	[mm]	12		
Tightening torque	[Nm]	1.7 - 1.8		
Electrical parameters				
Rated current / conductor cross section	[A] / [mm ²]	76 / 16		
Surge voltage category/degree of pollution		III / 3	III / 2	II / 2
Rated insulation voltage	[V]	1000	1000	1000
Rated surge voltage	[kV]	8	8	6
Approval data (UL/CUL)				
Use Group		B	C	D
Nominal voltage/current	[V] / [A]	600 / 55	600 / 55	-
AWG		20-6	20-6	-
General data				
Type of insulation material / insulation material group		PA / I		
Inflammability class in acc. with UL 94		V0		

PCB connectors

Conductor cross section up to 16 mm² (AWG 6)

Feed-through connector, Screw connection with tension sleeve, Pitch: 10.16 mm

DFK-IPC 16/...-STF



Dimensions	[mm]
Length l	56.4
Height h	32.05



Ordering data

No. of pos.	Type	Order No.	Pcs./ Pkt.	Width w [mm]
2	DFK-IPC 16/ 2-STF-10,16	1703771	10	61.4
3	DFK-IPC 16/ 3-STF-10,16	1703784	10	71.56
4	DFK-IPC 16/ 4-STF-10,16	1703797	10	81.72
5	DFK-IPC 16/ 5-STF-10,16	1703807	10	91.88
6	DFK-IPC 16/ 6-STF-10,16	1703810	10	102.04
7	DFK-IPC 16/ 7-STF-10,16	1703823	10	112.2
8	DFK-IPC 16/ 8-STF-10,16	1703836	10	122.36
9	DFK-IPC 16/ 9-STF-10,16	1703849	10	132.52

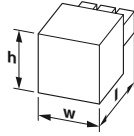


Technical data

Connection system / type of contact	POWER COMBICON 16 / Female connector		
Locking	Screw flange		
Connection capacity			
Solid / stranded	[mm ²]	0.75 - 16 / 0.75 - 16	
Stranded with ferrules without plastic sleeve	[mm ²]	0.5 - 16	
Stranded with ferrules with plastic sleeve	[mm ²]	0.5 - 16	
2 conductors with same cross section solid / stranded	[mm ²]	0.75 - 6 / 0.75 - 6	
2 conductors with same cross section, stranded, with ferrule without plastic sleeve	[mm ²]	0.5 - 4	
2 conductors with same cross section, stranded, with TWIN ferrules with plastic sleeve	[mm ²]	0.5 - 6	
Conductor cross section AWG/kcmil	18 - 6		
Stripping length	[mm]	12	
Tightening torque	[Nm]	1.7 - 1.8	
Electrical parameters			
Rated current / conductor cross section	[A] / [mm ²]	76 / 16	
Surge voltage category/degree of pollution		III/3	III/2
Rated insulation voltage	[V]	1000	1000
Rated surge voltage	[kV]	8	6
Approval data (UL/CUL)			
Use Group		B	C
Nominal voltage/current	[V] / [A]	600 / 55	600 / 55
AWG		20-6	20-6
General data			
Type of insulation material / insulation material group	PA / I		
Inflammability class in acc. with UL 94	V0		

Feed-through connector, Screw connection with tension sleeve, Pitch: 10.16 mm

DFK-IPC 16/...-STF-SH



Dimensions	[mm]
Length l	56.4
Height h	32.05



Ordering data

No. of pos.	Type	Order No.	Pcs./ Pkt.	Width w [mm]
2	DFK-IPC 16/ 2-STF-SH-10,16	1703933	10	61.4
3	DFK-IPC 16/ 3-STF-SH-10,16	1703946	10	71.56
4	DFK-IPC 16/ 4-STF-SH-10,16	1703959	10	81.72
5	DFK-IPC 16/ 5-STF-SH-10,16	1703962	10	91.88
6	DFK-IPC 16/ 6-STF-SH-10,16	1703975	10	102.04
7	DFK-IPC 16/ 7-STF-SH-10,16	1703988	10	112.2
8	DFK-IPC 16/ 8-STF-SH-10,16	1703991	10	122.36
9	DFK-IPC 16/ 9-STF-SH-10,16	1704000	10	132.52

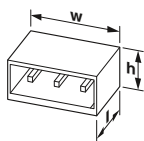


Technical data

Connection system / type of contact	POWER COMBICON 16 / Female connector		
Locking	Screw flange		
Connection capacity			
Solid / stranded	[mm ²]	0.75 - 16 / 0.75 - 16	
Stranded with ferrules without plastic sleeve	[mm ²]	0.5 - 16	
Stranded with ferrules with plastic sleeve	[mm ²]	0.5 - 16	
2 conductors with same cross section solid / stranded	[mm ²]	0.75 - 6 / 0.75 - 6	
2 conductors with same cross section, stranded, with ferrule without plastic sleeve	[mm ²]	0.5 - 4	
2 conductors with same cross section, stranded, with TWIN ferrules with plastic sleeve	[mm ²]	0.5 - 6	
Conductor cross section AWG/kcmil	18 - 6		
Stripping length	[mm]	12	
Tightening torque	[Nm]	1.7 - 1.8	
Electrical parameters			
Rated current / conductor cross section	[A] / [mm ²]	76 / 16	
Surge voltage category/degree of pollution		III/3	III/2
Rated insulation voltage	[V]	1000	1000
Rated surge voltage	[kV]	8	6
Approval data (UL/CUL)			
Use Group		B	C
Nominal voltage/current	[V] / [A]	600 / 55	600 / 55
AWG		20-6	20-6
General data			
Type of insulation material / insulation material group	PA / I		
Inflammability class in acc. with UL 94	V0		

Feed-through header, Pitch: 10.16 mm

DFK-PC 6-16/...-G, Linear pinning



Dimensions	[mm]
Solder pin length	4.1
Length l	46.4
Height h	19



Ordering data

No. of pos.	Type	Order No.	Pcs./ Pkt.	Width w [mm]
2	DFK-PC 6-16/ 2-G-10,16	1701456	10	39.76
3	DFK-PC 6-16/ 3-G-10,16	1701469	10	49.92
4	DFK-PC 6-16/ 4-G-10,16	1701472	10	60.08
5	DFK-PC 6-16/ 5-G-10,16	1701485	10	70.24
6	DFK-PC 6-16/ 6-G-10,16	1701498	10	80.4
7	DFK-PC 6-16/ 7-G-10,16	1701508	10	90.56
8	DFK-PC 6-16/ 8-G-10,16	1701511	10	100.72
9	DFK-PC 6-16/ 9-G-10,16	1701524	10	110.88

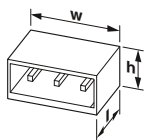


Technical data

Connection system / type of contact	POWER COMBICON 16 / Male connector		
Locking	without		
Electrical parameters			
Rated current	[A]	76	
Surge voltage category/degree of pollution		III / 3	III / 2
Rated insulation voltage	[V]	1000	1000
Rated surge voltage	[kV]	8	6
Approval data (UL/CUL)			
Use Group		B	C
Nominal voltage/current	[V] / [A]	300 / 66	600 / 5
General data			
Type of insulation material / insulation material group		PA / I	
Inflammability class in acc. with UL 94		V0	

Feed-through header, Pitch: 10.16 mm

DFK-PC 6-16/...-GF, Linear pinning



Dimensions	[mm]
Solder pin length	4.1
Length l	34
Height h	19



Ordering data

No. of pos.	Type	Order No.	Pcs./ Pkt.	Width w [mm]
2	DFK-PC 6-16/ 2-GF-10,16	1701537	10	55.68
3	DFK-PC 6-16/ 3-GF-10,16	1701540	10	65.84
4	DFK-PC 6-16/ 4-GF-10,16	1701553	10	76
5	DFK-PC 6-16/ 5-GF-10,16	1701566	10	86.16
6	DFK-PC 6-16/ 6-GF-10,16	1701579	10	96.32
7	DFK-PC 6-16/ 7-GF-10,16	1701582	10	106.48
8	DFK-PC 6-16/ 8-GF-10,16	1701595	10	116.64
9	DFK-PC 6-16/ 9-GF-10,16	1701605	10	126.8



Technical data

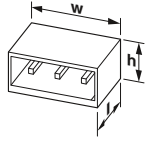
Connection system / type of contact	POWER COMBICON 16 / Male connector		
Locking	Threaded flange		
Electrical parameters			
Rated current	[A]	76	
Surge voltage category/degree of pollution		III / 3	III / 2
Rated insulation voltage	[V]	1000	1000
Rated surge voltage	[kV]	8	6
Approval data (UL/CUL)			
Use Group		B	C
Nominal voltage/current	[V] / [A]	300 / 66	600 / 5
General data			
Type of insulation material / insulation material group		PA / I	
Inflammability class in acc. with UL 94		V0	

PCB connectors

Conductor cross section up to 16 mm² (AWG 6)

Feed-through header, Pitch: 10.16 mm

DFK-PC 6-16/...GF-SH, Linear pinning



Dimensions	[mm]
Solder pin length	4.1
Length l	34
Height h	19



Ordering data

No. of pos.	Type	Order No.	Pcs./ Pkt.	Width w [mm]
2	DFK-PC 6-16/ 2-GF-SH-10,16	1701935	10	55.68
3	DFK-PC 6-16/ 3-GF-SH-10,16	1701948	10	65.84
4	DFK-PC 6-16/ 4-GF-SH-10,16	1701951	10	76
5	DFK-PC 6-16/ 5-GF-SH-10,16	1701964	10	86.16
6	DFK-PC 6-16/ 6-GF-SH-10,16	1701977	10	96.32
7	DFK-PC 6-16/ 7-GF-SH-10,16	1701980	10	106.48
8	DFK-PC 6-16/ 8-GF-SH-10,16	1701993	10	116.64
9	DFK-PC 6-16/ 9-GF-SH-10,16	1702002	10	126.8

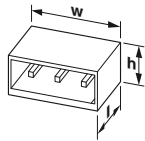


Technical data

Connection system / type of contact	POWER COMBICON 16 / Male connector		
Locking	Threaded flange		
Electrical parameters			
Rated current	[A]	76	
Surge voltage category/degree of pollution		III / 3	III / 2
Rated insulation voltage	[V]	1000	1000
Rated surge voltage	[kV]	8	8
Approval data (UL/CUL)			
Use Group		B	C
Nominal voltage/current	[V] / [A]	300 / 66	300 / 66
AWG		-	-
General data			
Type of insulation material / insulation material group		PA / I	
Inflammability class in acc. with UL 94		V0	

Feed-through header, Pitch: 10.16 mm

DFK-PC 6-16/...GU, Linear pinning



Dimensions	[mm]
Solder pin length	4.1
Length l	34
Height h	19



Ordering data

No. of pos.	Type	Order No.	Pcs./ Pkt.	Width w [mm]
2	DFK-PC 6-16/ 2-GU-10,16	1701618	10	39.76
3	DFK-PC 6-16/ 3-GU-10,16	1701621	10	49.92
4	DFK-PC 6-16/ 4-GU-10,16	1701634	10	60.08
5	DFK-PC 6-16/ 5-GU-10,16	1701647	10	70.24
6	DFK-PC 6-16/ 6-GU-10,16	1701650	10	80.4
7	DFK-PC 6-16/ 7-GU-10,16	1701663	10	90.56
8	DFK-PC 6-16/ 8-GU-10,16	1701676	10	100.72
9	DFK-PC 6-16/ 9-GU-10,16	1701689	10	110.88

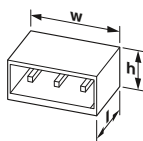


Technical data

Connection system / type of contact	POWER COMBICON 16 / Male connector		
Locking	without		
Electrical parameters			
Rated current	[A]	76	
Surge voltage category/degree of pollution		III / 3	III / 2
Rated insulation voltage	[V]	1000	1000
Rated surge voltage	[kV]	8	8
Approval data (UL/CUL)			
Use Group		B	C
Nominal voltage/current	[V] / [A]	300 / 66	300 / 66
AWG		-	-
General data			
Type of insulation material / insulation material group		PA / I	
Inflammability class in acc. with UL 94		V0	

Feed-through header, Pitch: 10.16 mm

DFK-PC 6-16/...-GFU, Linear pinning



Dimensions	[mm]
Solder pin length	4.1
Length l	34
Height h	19



Ordering data

No. of pos.	Type	Order No.	Pcs./ Pkt.	Width w [mm]
2	DFK-PC 6-16/ 2-GFU-10,16	1701692	10	55.68
3	DFK-PC 6-16/ 3-GFU-10,16	1701702	10	65.84
4	DFK-PC 6-16/ 4-GFU-10,16	1701715	10	79
5	DFK-PC 6-16/ 5-GFU-10,16	1701728	10	86.16
6	DFK-PC 6-16/ 6-GFU-10,16	1701731	10	96.32
7	DFK-PC 6-16/ 7-GFU-10,16	1701744	10	106.48
8	DFK-PC 6-16/ 8-GFU-10,16	1701757	10	116.64
9	DFK-PC 6-16/ 9-GFU-10,16	1701760	10	126.8

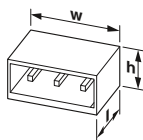


Technical data

Connection system / type of contact	POWER COMBICON 16 / Male connector		
Locking	Threaded flange		
Electrical parameters			
Rated current	[A]	76	
Surge voltage category/degree of pollution		III / 3	III / 2
Rated insulation voltage	[V]	1000	1000
Rated surge voltage	[kV]	8	6
Approval data (UL/CUL)			
Use Group		B	C
Nominal voltage/current	[V] / [A]	300 / 66	600 / 5
General data			
Type of insulation material / insulation material group		PA / I	
Inflammability class in acc. with UL 94		V0	

Feed-through header, Pitch: 10.16 mm

DFK-PC 6-16/...-GFU-SH, Linear pinning




Dimensions	[mm]
Solder pin length	4.1
Length l	34
Height h	19



Ordering data

No. of pos.	Type	Order No.	Pcs./ Pkt.	Width w [mm]
2	DFK-PC 6-16/ 2-GFU-SH-10,16	1702015	10	55.68
3	DFK-PC 6-16/ 3-GFU-SH-10,16	1702028	10	65.84
4	DFK-PC 6-16/ 4-GFU-SH-10,16	1702031	10	76
5	DFK-PC 6-16/ 5-GFU-SH-10,16	1702044	10	86.16
6	DFK-PC 6-16/ 6-GFU-SH-10,16	1702057	10	96.32
7	DFK-PC 6-16/ 7-GFU-SH-10,16	1702060	10	106.48
8	DFK-PC 6-16/ 8-GFU-SH-10,16	1702073	10	116.64
9	DFK-PC 6-16/ 9-GFU-SH-10,16	1702086	10	126.8



Technical data

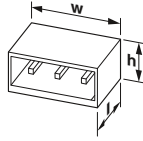
Connection system / type of contact	POWER COMBICON 16 / Male connector		
Locking	Threaded flange		
Electrical parameters			
Rated current	[A]	76	
Surge voltage category/degree of pollution		III / 3	III / 2
Rated insulation voltage	[V]	1000	1000
Rated surge voltage	[kV]	8	6
Approval data (UL/CUL)			
Use Group		B	C
Nominal voltage/current	[V] / [A]	300 / 66	600 / 5
General data			
Type of insulation material / insulation material group		PA / I	
Inflammability class in acc. with UL 94		V0	

PCB connectors

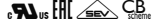
Conductor cross section up to 16 mm² (AWG 6)

Feed-through header, Pitch: 10.16 mm

DFK-PCV 6-16/...-G, Linear pinning

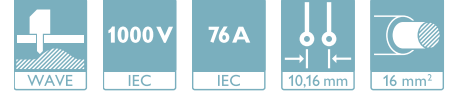


Dimensions	[mm]
Solder pin length	4.2
Length l	19
Height h	34



Ordering data

No. of pos.	Type	Order No.	Pcs./ Pkt.	Width w [mm]
2	DFK-PCV 6-16/ 2-G-10,16	1702099	10	55.68
3	DFK-PCV 6-16/ 3-G-10,16	1702109	10	65.84
4	DFK-PCV 6-16/ 4-G-10,16	1702112	10	76
5	DFK-PCV 6-16/ 5-G-10,16	1702125	10	86.16
6	DFK-PCV 6-16/ 6-G-10,16	1702138	10	96.32
7	DFK-PCV 6-16/ 7-G-10,16	1702141	10	106.48
8	DFK-PCV 6-16/ 8-G-10,16	1702154	10	116.64
9	DFK-PCV 6-16/ 9-G-10,16	1702167	10	126.8

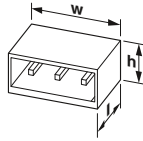


Technical data

Connection system / type of contact	POWER COMBICON 16 / Male connector		
Locking	without		
Electrical parameters			
Rated current	[A]	76	
Surge voltage category/degree of pollution		III / 2	II / 2
Rated insulation voltage	[V]	1000	1000
Rated surge voltage	[kV]	8	6
Approval data (UL/CUL)			
Use Group		B	C
Nominal voltage/current	[V] / [A]	300 / 66	600 / 5
AWG		-	-
General data			
Type of insulation material / insulation material group		PA / I	
Inflammability class in acc. with UL 94		V0	

Feed-through header, Pitch: 10.16 mm

DFK-PCV 6-16/...-GF, Linear pinning



Dimensions	[mm]
Solder pin length	-
Length l	19
Height h	34



Ordering data

No. of pos.	Type	Order No.	Pcs./ Pkt.	Width w [mm]
2	DFK-PCV 6-16/ 2-GF-10,16	1702251	10	55.68
3	DFK-PCV 6-16/ 3-GF-10,16	1702264	10	65.84
4	DFK-PCV 6-16/ 4-GF-10,16	1702277	10	76
5	DFK-PCV 6-16/ 5-GF-10,16	1702280	10	86.16
6	DFK-PCV 6-16/ 6-GF-10,16	1702293	10	96.32
7	DFK-PCV 6-16/ 7-GF-10,16	1702303	10	106.48
8	DFK-PCV 6-16/ 8-GF-10,16	1702316	10	116.64
9	DFK-PCV 6-16/ 9-GF-10,16	1702329	10	126.8

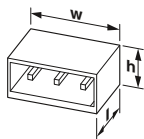


Technical data

Connection system / type of contact	POWER COMBICON 16 / Male connector		
Locking	Threaded flange		
Electrical parameters			
Rated current	[A]	76	
Surge voltage category/degree of pollution		III / 2	II / 2
Rated insulation voltage	[V]	1000	1000
Rated surge voltage	[kV]	8	6
Approval data (UL/CUL)			
Use Group		B	C
Nominal voltage/current	[V] / [A]	300 / 66	600 / 5
AWG		-	-
General data			
Type of insulation material / insulation material group		PA / I	
Inflammability class in acc. with UL 94		V0	

Feed-through header, Pitch: 10.16 mm

DFK-IPC 16/...-G, Linear pinning



Dimensions	[mm]
Solder pin length	4.1
Length l	34.55
Height h	19.9



Ordering data

No. of pos.	Type	Order No.	Pcs./ Pkt.	Width w [mm]
2	DFK-IPC 16/ 2-G-10,16	1702413	10	44.44
3	DFK-IPC 16/ 3-G-10,16	1702426	10	54.6
4	DFK-IPC 16/ 4-G-10,16	1702439	10	64.76
5	DFK-IPC 16/ 5-G-10,16	1702442	10	74.92
6	DFK-IPC 16/ 6-G-10,16	1702455	10	85.08
7	DFK-IPC 16/ 7-G-10,16	1702468	10	95.24
8	DFK-IPC 16/ 8-G-10,16	1702471	10	105.4
9	DFK-IPC 16/ 9-G-10,16	1702484	10	115.56

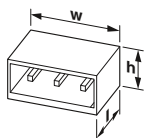


Technical data

Connection system / type of contact	POWER COMBICON 16 / Female connector		
Locking	without		
Electrical parameters			
Rated current	[A]	76	
Surge voltage category/degree of pollution		III / 3	III / 2
Rated insulation voltage	[V]	1000	1000
Rated surge voltage	[kV]	8	6
Approval data (UL/CUL)			
Use Group		B	C
Nominal voltage/current	[V] / [A]	300 / 55	600 / 5
General data			
Type of insulation material / insulation material group		PA / I	
Inflammability class in acc. with UL 94		V0	

Feed-through header, Pitch: 10.16 mm

DFK-IPC 16/...-GF, Linear pinning



Dimensions	[mm]
Solder pin length	3.8
Length l	46.95
Height h	25.6



Ordering data

No. of pos.	Type	Order No.	Pcs./ Pkt.	Width w [mm]
2	DFK-IPC 16/ 2-GF-10,16	1702730	10	61.4
3	DFK-IPC 16/ 3-GF-10,16	1702743	10	71.56
4	DFK-IPC 16/ 4-GF-10,16	1702756	10	81.72
5	DFK-IPC 16/ 5-GF-10,16	1702769	10	91.88
6	DFK-IPC 16/ 6-GF-10,16	1702772	10	102.04
7	DFK-IPC 16/ 7-GF-10,16	1702785	10	112.2
8	DFK-IPC 16/ 8-GF-10,16	1702798	10	122.36
9	DFK-IPC 16/ 9-GF-10,16	1702808	10	132.52



Technical data

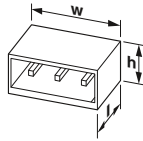
Connection system / type of contact	POWER COMBICON 16 / Female connector		
Locking	Threaded flange		
Electrical parameters			
Rated current	[A]	76	
Surge voltage category/degree of pollution		III / 3	III / 2
Rated insulation voltage	[V]	1000	1000
Rated surge voltage	[kV]	8	6
Approval data (UL/CUL)			
Use Group		B	C
Nominal voltage/current	[V] / [A]	300 / 55	600 / 5
General data			
Type of insulation material / insulation material group		PA / I	
Inflammability class in acc. with UL 94		V0	

PCB connectors

Conductor cross section up to 16 mm² (AWG 6)

Feed-through header, Pitch: 10.16 mm

DFK-IPC 16/...GF-SH, Linear pinning



Dimensions	[mm]
Solder pin length	4.1
Length l	34.55
Height h	19.9



Ordering data

No. of pos.	Type	Order No.	Pcs./ Pkt.	Width w [mm]
2	DFK-IPC 16/ 2-GF-SH-10,16	1702976	10	61.4
3	DFK-IPC 16/ 3-GF-SH-10,16	1702989	10	71.56
4	DFK-IPC 16/ 4-GF-SH-10,16	1702992	10	81.72
5	DFK-IPC 16/ 5-GF-SH-10,16	1703001	10	91.88
6	DFK-IPC 16/ 6-GF-SH-10,16	1703014	10	102.04
7	DFK-IPC 16/ 7-GF-SH-10,16	1703027	10	112.2
8	DFK-IPC 16/ 8-GF-SH-10,16	1703030	10	122.36
9	DFK-IPC 16/ 9-GF-SH-10,16	1703043	10	132.52

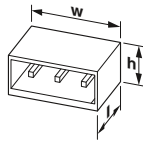


Technical data

Connection system / type of contact	POWER COMBICON 16 / Female connector		
Locking	Threaded flange		
Electrical parameters			
Rated current	[A]	76	
Surge voltage category/degree of pollution		III / 3	III / 2
Rated insulation voltage	[V]	1000	1000
Rated surge voltage	[kV]	8	8
Approval data (UL/CUL)			
Use Group		B	C
Nominal voltage/current	[V] / [A]	300 / 55	300 / 55
AWG		-	-
General data			
Type of insulation material / insulation material group		PA / I	
Inflammability class in acc. with UL 94		V0	

Feed-through header, Pitch: 10.16 mm

DFK-IPC 16/...GU, Linear pinning



Dimensions	[mm]
Solder pin length	4.1
Length l	34.55
Height h	19.9



Ordering data

No. of pos.	Type	Order No.	Pcs./ Pkt.	Width w [mm]
2	DFK-IPC 16/ 2-GU-10,16	1702497	10	44.44
3	DFK-IPC 16/ 3-GU-10,16	1702507	10	54.6
4	DFK-IPC 16/ 4-GU-10,16	1702510	10	64.76
5	DFK-IPC 16/ 5-GU-10,16	1702523	10	74.92
6	DFK-IPC 16/ 6-GU-10,16	1702536	10	85.08
7	DFK-IPC 16/ 7-GU-10,16	1702549	10	95.24
8	DFK-IPC 16/ 8-GU-10,16	1702552	10	105.4
9	DFK-IPC 16/ 9-GU-10,16	1702565	10	115.56

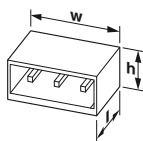


Technical data

Connection system / type of contact	POWER COMBICON 16 / Female connector		
Locking	without		
Electrical parameters			
Rated current	[A]	76	
Surge voltage category/degree of pollution		III / 3	III / 2
Rated insulation voltage	[V]	1000	1000
Rated surge voltage	[kV]	8	8
Approval data (UL/CUL)			
Use Group		B	C
Nominal voltage/current	[V] / [A]	300 / 55	300 / 55
AWG		-	-
General data			
Type of insulation material / insulation material group		PA / I	
Inflammability class in acc. with UL 94		V0	

Feed-through header, Pitch: 10.16 mm

DFK-IPC 16/...-GFU, Linear pinning



Dimensions	[mm]
Solder pin length	4.1
Length l	34.55
Height h	19.9



Ordering data

No. of pos.	Type	Order No.	Pcs./ Pkt.	Width w [mm]
2	DFK-IPC 16/ 2-GFU-10,16	1702811	10	61.4
3	DFK-IPC 16/ 3-GFU-10,16	1702824	10	71.56
4	DFK-IPC 16/ 4-GFU-10,16	1702837	10	81.72
5	DFK-IPC 16/ 5-GFU-10,16	1702840	10	91.88
6	DFK-IPC 16/ 6-GFU-10,16	1702853	10	102.04
7	DFK-IPC 16/ 7-GFU-10,16	1702866	10	112.2
8	DFK-IPC 16/ 8-GFU-10,16	1702879	10	122.36
9	DFK-IPC 16/ 9-GFU-10,16	1702882	10	132.52

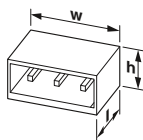


Technical data

Connection system / type of contact	POWER COMBICON 16 / Female connector		
Locking	Threaded flange		
Electrical parameters			
Rated current	[A]	76	
Surge voltage category/degree of pollution		III / 3	III / 2
Rated insulation voltage	[V]	1000	1000
Rated surge voltage	[kV]	8	6
Approval data (UL/CUL)			
Use Group		B	C
Nominal voltage/current	[V] / [A]	300 / 55	600 / 5
General data			
Type of insulation material / insulation material group		PA / I	
Inflammability class in acc. with UL 94		V0	

Feed-through header, Pitch: 10.16 mm

DFK-IPC 16/...-GFU-SH, Linear pinning



Dimensions	[mm]
Solder pin length	4.1
Length l	34.55
Height h	19.9



Ordering data

No. of pos.	Type	Order No.	Pcs./ Pkt.	Width w [mm]
2	DFK-IPC 16/ 2-GFU-SH-10,16	1702895	10	61.4
3	DFK-IPC 16/ 3-GFU-SH-10,16	1702905	10	71.56
4	DFK-IPC 16/ 4-GFU-SH-10,16	1702918	10	81.72
5	DFK-IPC 16/ 5-GFU-SH-10,16	1702921	10	91.88
6	DFK-IPC 16/ 6-GFU-SH-10,16	1702934	10	102.04
7	DFK-IPC 16/ 7-GFU-SH-10,16	1702947	10	112.2
8	DFK-IPC 16/ 8-GFU-SH-10,16	1702950	10	122.36
9	DFK-IPC 16/ 9-GFU-SH-10,16	1702963	10	132.52



Technical data

Connection system / type of contact	POWER COMBICON 16 / Female connector		
Locking	Threaded flange		
Electrical parameters			
Rated current	[A]	76	
Surge voltage category/degree of pollution		III / 3	III / 2
Rated insulation voltage	[V]	1000	1000
Rated surge voltage	[kV]	8	6
Approval data (UL/CUL)			
Use Group		B	C
Nominal voltage/current	[V] / [A]	300 / 55	600 / 5
General data			
Type of insulation material / insulation material group		PA / I	
Inflammability class in acc. with UL 94		V0	

PCB connectors

Conductor cross section up to 16 mm² (AWG 6)

Direct plug-in block, Screw connection with tension sleeve, Pitch: 10.16 mm

PCU 6/...-STD



Dimensions	[mm]
Length l	32.8
Height h	33.9



Ordering data

No. of pos.	Type	Order No.	Pcs./ Pkt.	Width w [mm]
2	PCU 6/ 2-STD-10,16	1922637	50	40.48
3	PCU 6/ 3-STD-10,16	1922640	50	50.64
4	PCU 6/ 4-STD-10,16	1922653	50	60.8
5	PCU 6/ 5-STD-10,16	1922666	50	70.96
6	PCU 6/ 6-STD-10,16	1922679	50	81.12
7	PCU 6/ 7-STD-10,16	1922682	50	91.28
8	PCU 6/ 8-STD-10,16	1922695	50	101.44
9	PCU 6/ 9-STD-10,16	1922705	50	111.6

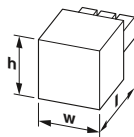


Technical data

Connection system / type of contact	POWER COMBICON 16 / Female connector		
Locking	without		
Connection capacity			
Solid / stranded	[mm ²]	0.5 - 10 / 0.5 - 6	
Stranded with ferrules without plastic sleeve	[mm ²]	0.5 - 6	
Stranded with ferrules with plastic sleeve	[mm ²]	0.5 - 6	
2 conductors with same cross section solid / stranded	[mm ²]	0.5 - 4 / 0.5 - 6	
2 conductors with same cross section, stranded, with ferrule without plastic sleeve	[mm ²]	0.5 - 2.5	
2 conductors with same cross section, stranded, with TWIN ferrules with plastic sleeve	[mm ²]	0.5 - 4	
Conductor cross section AWG/kcmil	20 - 7		
Stripping length	[mm]	12	
Tightening torque	[Nm]	1.2 - 1.5	
Electrical parameters			
Rated current / conductor cross section	[A] / [mm ²]	41 / 10	
Surge voltage category/degree of pollution		III / 3	III / 2
Rated insulation voltage	[V]	1000	1000
Rated surge voltage	[kV]	8	8
Approval data (UL/CUL)			
Use Group		B	C
Nominal voltage/current	[V] / [A]	600 / 50	600 / 50
AWG		20-8	20-8
General data			
Type of insulation material / insulation material group	PA / I		
Inflammability class in acc. with UL 94	V0		

PCB plug, Screw connection with tension sleeve, Pitch: 15 mm

PC 35 HC/...STF



Dimensions	[mm]
Length l	52
Height h	40



Ordering data

No. of pos.	Type	Order No.	Pcs./ Pkt.	Width w [mm]
2	PC 35 HC/ 2-STF-15,00	1762592	25	54.4
3	PC 35 HC/ 3-STF-15,00	1762602	25	69.4
4	PC 35 HC/ 4-STF-15,00	1762615	25	84.4
5	PC 35 HC/ 5-STF-15,00	1762628	10	99.4
6	PC 35 HC/ 6-STF-15,00	1762631	25	114.4

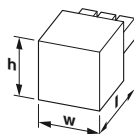


Technical data

Connection system / type of contact	POWER COMBICON 35 / Female connector		
Locking	Screw flange		
Connection capacity			
Solid / stranded	[mm ²]	0.5 - 35 / 0.5 - 35	
Stranded with ferrules without plastic sleeve	[mm ²]	1 - 35	
Stranded with ferrules with plastic sleeve	[mm ²]	1.5 - 35	
2 conductors with same cross section solid / stranded	[mm ²]	0.5 - 6 / 0.5 - 6	
2 conductors with same cross section, stranded, with ferrule without plastic sleeve	[mm ²]	0.5 - 4	
2 conductors with same cross section, stranded, with TWIN ferrules with plastic sleeve	[mm ²]	0.5 - 6	
Conductor cross section AWG/kcmil		20 - 2	
Stripping length	[mm]	20	
Tightening torque	[Nm]	2.5 - 4.5	
Electrical parameters			
Rated current / conductor cross section	[A] / [mm ²]	125 / 35	
Surge voltage category/degree of pollution		III / 3	II / 2
Rated insulation voltage	[V]	1000	1000
Rated surge voltage	[kV]	8	6
Approval data (UL/CUL)			
Use Group		B	C
Nominal voltage/current	[V] / [A]	600 / 115	-
AWG		16-2	-
General data			
Type of insulation material / insulation material group		PA / I	
Inflammability class in acc. with UL 94		V0	

PCB plug, Screw connection with tension sleeve, Pitch: 15 mm

IPC 35 HC/...STF



Dimensions	[mm]
Length l	58
Height h	40



Ordering data

No. of pos.	Type	Order No.	Pcs./ Pkt.	Width w [mm]
2	IPC 35 HC/ 2-STF-15,00	1784790	25	31.3
3	IPC 35 HC/ 3-STF-15,00	1784800	25	46.3
4	IPC 35 HC/ 4-STF-15,00	1784813	25	61.3
5	IPC 35 HC/ 5-STF-15,00	1784826	10	76.3
6	IPC 35 HC/ 6-STF-15,00	1784839	10	91.3



Technical data

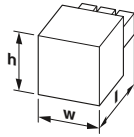
Connection system / type of contact	POWER COMBICON 35 / Male connector		
Locking	Screw flange		
Connection capacity			
Solid / stranded	[mm ²]	0.5 - 35 / 0.5 - 35	
Stranded with ferrules without plastic sleeve	[mm ²]	1 - 35	
Stranded with ferrules with plastic sleeve	[mm ²]	1.5 - 35	
2 conductors with same cross section solid / stranded	[mm ²]	0.5 - 6 / 0.5 - 6	
2 conductors with same cross section, stranded, with ferrule without plastic sleeve	[mm ²]	0.5 - 4	
2 conductors with same cross section, stranded, with TWIN ferrules with plastic sleeve	[mm ²]	0.5 - 6	
Conductor cross section AWG/kcmil		20 - 2	
Stripping length	[mm]	20	
Tightening torque	[Nm]	2.5 - 4.5	
Electrical parameters			
Rated current / conductor cross section	[A] / [mm ²]	125 / 35	
Surge voltage category/degree of pollution		III / 3	II / 2
Rated insulation voltage	[V]	1000	1000
Rated surge voltage	[kV]	8	8
Approval data (UL/CUL)			
Use Group		B	C
Nominal voltage/current	[V] / [A]	600 / 115	-
AWG		16-2	-
General data			
Type of insulation material / insulation material group		PA / I	
Inflammability class in acc. with UL 94		V0	

PCB connectors

Conductor cross section up to 35 mm² (AWG 2)

PCB plug, Screw connection with tension sleeve, Pitch: 15 mm

IPC 35 HC/...-STGF



Dimensions	[mm]
Length l	58
Height h	40



Ordering data

No. of pos.	Type	Order No.	Pcs./ Pkt.	Width w [mm]
2	IPC 35 HC/ 2-STGF-15,00	1784855	25	31.3
3	IPC 35 HC/ 3-STGF-15,00	1784868	25	46.3
4	IPC 35 HC/ 4-STGF-15,00	1784871	25	61.3
5	IPC 35 HC/ 5-STGF-15,00	1784884	10	76.3
6	IPC 35 HC/ 6-STGF-15,00	1784897	10	91.3

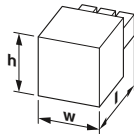


Technical data

Connection system / type of contact	POWER COMBICON 35 / Male connector			
Locking	Threaded flange			
Connection capacity				
Solid / stranded	[mm ²]	0.5 - 35 / 0.5 - 35		
Stranded with ferrules without plastic sleeve	[mm ²]	1 - 35		
Stranded with ferrules with plastic sleeve	[mm ²]	1.5 - 35		
2 conductors with same cross section solid / stranded	[mm ²]	0.5 - 6 / 0.5 - 6		
2 conductors with same cross section, stranded, with ferrule without plastic sleeve	[mm ²]	0.5 - 4		
2 conductors with same cross section, stranded, with TWIN ferrules with plastic sleeve	[mm ²]	0.5 - 6		
Conductor cross section AWG/kcmil		20 - 2		
Stripping length	[mm]	20		
Tightening torque	[Nm]	2.5 - 4.5		
Electrical parameters				
Rated current / conductor cross section	[A] / [mm ²]	125 / 35		
Surge voltage category/degree of pollution		III/3	III/2	II/2
Rated insulation voltage	[V]	1000	1000	1000
Rated surge voltage	[kV]	8	8	8
Approval data (UL/CUL)				
Use Group		B	C	D
Nominal voltage/current	[V] / [A]	600 / 115	600 / 115	-
AWG		16-2	16-2	-
General data				
Type of insulation material / insulation material group		PA / I		
Inflammability class in acc. with UL 94		V0		

PCB plug, Screw connection with tension sleeve, Pitch: 15 mm

IPC 35 HC/...-STGF-SH



Dimensions	[mm]
Length l	155.8
Height h	42.5



Ordering data

No. of pos.	Type	Order No.	Pcs./ Pkt.	Width w [mm]
4	IPC 35 HC/ 4-STGF-SH-15,00	1784907	10	84.4

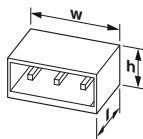


Technical data

Connection system / type of contact	POWER COMBICON 35 / Male connector			
Locking	Threaded flange			
Connection capacity				
Solid / stranded	[mm ²]	0.5 - 35 / 0.5 - 35		
Stranded with ferrules without plastic sleeve	[mm ²]	1 - 35		
Stranded with ferrules with plastic sleeve	[mm ²]	1.5 - 35		
2 conductors with same cross section solid / stranded	[mm ²]	0.5 - 6 / 0.5 - 6		
2 conductors with same cross section, stranded, with ferrule without plastic sleeve	[mm ²]	0.5 - 4		
2 conductors with same cross section, stranded, with TWIN ferrules with plastic sleeve	[mm ²]	0.5 - 6		
Conductor cross section AWG/kcmil		20 - 2		
Stripping length	[mm]	20		
Tightening torque	[Nm]	2.5 - 4.5		
Electrical parameters				
Rated current / conductor cross section	[A] / [mm ²]	125 / 35		
Surge voltage category/degree of pollution		III/3	III/2	II/2
Rated insulation voltage	[V]	1000	1000	1000
Rated surge voltage	[kV]	8	8	8
Approval data (UL/CUL)				
Use Group		B	C	D
Nominal voltage/current	[V] / [A]	600 / 115	600 / 115	-
AWG		16-2	16-2	-
General data				
Type of insulation material / insulation material group		PA / I		
Inflammability class in acc. with UL 94		V0		

PCB headers, Pitch: 15 mm

PC 35 HC/...GF, Linear pinning



Dimensions	[mm]
Solder pin length	4.6
Length l	38
Height h	28.5



Ordering data

No. of pos.	Type	Order No.	Pcs./ Pkt.	Width w [mm]
2	PC 35 HC/ 2-GF-15,00	1762741	25	54.4
3	PC 35 HC/ 3-GF-15,00	1762754	25	69.4
4	PC 35 HC/ 4-GF-15,00	1762767	25	84.4
5	PC 35 HC/ 5-GF-15,00	1762770	10	99.4
6	PC 35 HC/ 6-GF-15,00	1762783	10	114.4

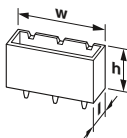


Technical data

Connection system / type of contact	POWER COMBICON 35 / Male connector		
Locking	Threaded flange		
Electrical parameters			
Rated current	[A]	125	
Surge voltage category/degree of pollution		III/3	III / 2
Rated insulation voltage	[V]	1000	1000
Rated surge voltage	[kV]	8	8
Approval data (UL/CUL)			
Use Group		B	C
Nominal voltage/current	[V] / [A]	600 / 115	600 / 115
AWG		-	-
General data			
Type of insulation material / insulation material group		PBT / IIIa	
Inflammability class in acc. with UL 94		V0	

PCB headers, Pitch: 15 mm

PCV 35 HC/...GF, Linear pinning



Dimensions	[mm]
Solder pin length	4.6
Length l	28.5
Height h	38



Ordering data

No. of pos.	Type	Order No.	Pcs./ Pkt.	Width w [mm]
2	PCV 35 HC/ 2-GF-15,00	1762796	25	54.4
3	PCV 35 HC/ 3-GF-15,00	1762806	25	69.4
4	PCV 35 HC/ 4-GF-15,00	1762819	25	84.4
5	PCV 35 HC/ 5-GF-15,00	1762822	10	99.4
6	PCV 35 HC/ 6-GF-15,00	1762835	25	114.4



Technical data

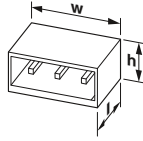
Connection system / type of contact	POWER COMBICON 35 / Male connector		
Locking	Threaded flange		
Electrical parameters			
Rated current	[A]	125	
Surge voltage category/degree of pollution		III/3	III / 2
Rated insulation voltage	[V]	1000	1000
Rated surge voltage	[kV]	8	8
Approval data (UL/CUL)			
Use Group		B	C
Nominal voltage/current	[V] / [A]	600 / 115	600 / 115
AWG		-	-
General data			
Type of insulation material / insulation material group		PBT / IIIa	
Inflammability class in acc. with UL 94		V0	

PCB connectors

Conductor cross section up to 35 mm² (AWG 2)

PCB headers, Pitch: 15 mm

IPC 35 HC/...-GF, Linear pinning



Dimensions	[mm]
Solder pin length	4.6
Length l	44.9
Height h	28.5



Ordering data

No. of pos.	Type	Order No.	Pcs./ Pkt.	Width w [mm]
2	IPC 35 HC/ 2-GF-15,00	1784910	25	54.4
3	IPC 35 HC/ 3-GF-15,00	1784923	25	69.4
4	IPC 35 HC/ 4-GF-15,00	1784936	25	84.4
5	IPC 35 HC/ 5-GF-15,00	1784949	10	99.4
6	IPC 35 HC/ 6-GF-15,00	1784952	10	114.4

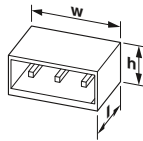


Technical data

Connection system / type of contact	POWER COMBICON 35 / Female connector		
Locking	Threaded flange		
Electrical parameters			
Rated current	[A]	125	
Surge voltage category/degree of pollution		III / 3	III / 2
Rated insulation voltage	[V]	1000	1000
Rated surge voltage	[kV]	8	8
Approval data (UL/CUL)			
Use Group		B	C
Nominal voltage/current	[V] / [A]	600 / 115	600 / 115
AWG		-	-
General data			
Type of insulation material / insulation material group		PBT / IIIa	
Inflammability class in acc. with UL 94		V0	

Feed-through header, Pitch: 15 mm

DFK-IPC 35 HC/...-GF, Linear pinning



Dimensions	[mm]
Solder pin length	4.6
Length l	44.9
Height h	31.7



Ordering data

No. of pos.	Type	Order No.	Pcs./ Pkt.	Width w [mm]
2	DFK-IPC 35 HC/ 2-GF-15,00	1784965	25	62.4
3	DFK-IPC 35 HC/ 3-GF-15,00	1784978	25	77.4
4	DFK-IPC 35 HC/ 4-GF-15,00	1784981	25	92.4
5	DFK-IPC 35 HC/ 5-GF-15,00	1784994	10	107.4
6	DFK-IPC 35 HC/ 6-GF-15,00	1785003	10	122.4

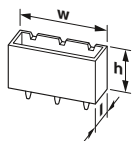


Technical data

Connection system / type of contact	POWER COMBICON 35 / Female connector		
Locking	Threaded flange		
Electrical parameters			
Rated current	[A]	125	
Surge voltage category/degree of pollution		III / 3	III / 2
Rated insulation voltage	[V]	1000	1000
Rated surge voltage	[kV]	8	8
Approval data (UL/CUL)			
Use Group		B	C
Nominal voltage/current	[V] / [A]	600 / 115	600 / 115
AWG		-	-
General data			
Type of insulation material / insulation material group		PBT / IIIa	
Inflammability class in acc. with UL 94		V0	

PCB headers, Pitch: 15 mm

IPCV 35 HC/...GF, Linear pinning



Dimensions	[mm]
Solder pin length	4.6
Length l	28.5
Height h	44.9



Ordering data

No. of pos.	Type	Order No.	Pcs./ Pkt.	Width w [mm]
2	IPCV 35 HC/ 2-GF-15,00	1793558	25	54.4
3	IPCV 35 HC/ 3-GF-15,00	1793561	25	69.4
4	IPCV 35 HC/ 4-GF-15,00	1793574	25	84.4
5	IPCV 35 HC/ 5-GF-15,00	1793587	10	99.4
6	IPCV 35 HC/ 6-GF-15,00	1793590	10	114.4

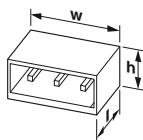


Technical data

Connection system / type of contact	POWER COMBICON 35 / Female connector		
Locking	Threaded flange		
Electrical parameters			
Rated current	[A]	125	
Surge voltage category/degree of pollution		III / 3	III / 2
Rated insulation voltage	[V]	1000	1000
Rated surge voltage	[kV]	8	8
Approval data (UL/CUL)			
Use Group		B	C
Nominal voltage/current	[V] / [A]	600 / 115	600 / 115
AWG		-	-
General data			
Type of insulation material / insulation material group	PBT / IIIa		
Inflammability class in acc. with UL 94	V0		

Feed-through header, Pitch: 15 mm

DFK-IPCV 35 HC/...GF, Linear pinning



Dimensions	[mm]
Solder pin length	4.6
Length l	31.7
Height h	44.9




Ordering data

No. of pos.	Type	Order No.	Pcs./ Pkt.	Width w [mm]
2	DFK-IPCV 35 HC/ 2-GF-15,00	1793600	25	54.4
3	DFK-IPCV 35 HC/ 3-GF-15,00	1793613	25	69.4
4	DFK-IPCV 35 HC/ 4-GF-15,00	1793626	25	84.4
5	DFK-IPCV 35 HC/ 5-GF-15,00	1793639	10	99.4
6	DFK-IPCV 35 HC/ 6-GF-15,00	1793642	10	114.4



Technical data

Connection system / type of contact	POWER COMBICON 35 / Female connector		
Locking	Threaded flange		
Electrical parameters			
Rated current	[A]	125	
Surge voltage category/degree of pollution		III / 3	III / 2
Rated insulation voltage	[V]	1000	1000
Rated surge voltage	[kV]	8	8
Approval data (UL/CUL)			
Use Group		B	C
Nominal voltage/current	[V] / [A]	600 / 115	600 / 115
AWG		-	-
General data			
Type of insulation material / insulation material group	PBT / IIIa		
Inflammability class in acc. with UL 94	V0		



High-current feed-through terminal blocks

Conductor cross section up to 4 mm² (AWG 10)

Screw connection	440
Push-in spring connection	443

Nominal cross section up to 10 mm² (AWG 8)

Screw connection	444
TWIN screw connection	446

Conductor cross section up to 16 mm² (AWG 6)

Screw connection	447
Push-in spring connection	448
Push-lock spring connection	449

Conductor cross section up to 35 mm² (AWG 2)

Screw connection	450
TWIN screw connection	452

Conductor cross section up to 50 mm² (AWG 1/0)

Screw connection	453
T-LOX knee-lever connection	457

Conductor cross section up to 95 mm² (AWG 3/0)

Screw connection	458
T-LOX knee-lever connection	462

High-current panel feed-through terminal blocks

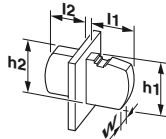
Conductor cross section up to 4 mm² (AWG 10)

Panel feed-through terminal block, Screw connection

VDFK 4



UL US ENEC KEMA IEC CB
Ex: Ex



Dimensions	[mm]
Length L1	10.9
Length L2	13.6
Height h1	20.5
Height h2	9.8

Ordering data

No. of pos.	Type	Order No.	Pcs./ Pkt.	Width w [mm]
1	VDFK 4	0708250	50	10



Technical data

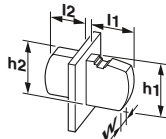
Connection method, internal		Solder connection	
Panel thickness	[mm]	1 - 4	
Connection capacity			
Solid / stranded	[mm ²]	0.2 - 6 / 0.2 - 4	
Stranded with ferrules without plastic sleeve	[mm ²]	0.25 - 4	
Stranded with ferrules with plastic sleeve	[mm ²]	0.25 - 4	
2 conductors with same cross section solid / stranded	[mm ²]	0.2 - 1.5 / 0.2 - 1.5	
2 conductors with same cross section, stranded, with ferrule without plastic sleeve	[mm ²]	0.25 - 1.5	
2 conductors with same cross section, stranded, with TWIN ferrules with plastic sleeve	[mm ²]	0.5 - 1.5	
Conductor cross section AWG/kcmil		24 - 10	
Stripping length	[mm]	8	
Tightening torque clamping space	[Nm]	0.6 - 0.8	
Electrical parameters			
Rated current / conductor cross section	[A] / [mm ²]	32 / 4	
Surge voltage category/degree of pollution		III/3	III / 2
Rated insulation voltage	[V]	500	1000
Rated surge voltage	[kV]	6	6
Approval data (UL/CUL)			
Use Group		B	C
Nominal voltage/current	[V] / [A]	300 / 30	150 / 30
AWG		30-10	30-10
Approval data (CSA)			
Use Group		B	C
Nominal voltage/current	[V] / [A]	300 / 30	-
General data			
Type of insulation material / insulation material group		PA / I	
Inflammability class in acc. with UL 94		V0	

Panel feed-through terminal block, Screw connection

DFK 4



UL US ENEC



Dimensions	[mm]
Length L1	21.2
Length L2	16.8
Height h1	22.6
Height h2	19.3

Ordering data

No. of pos.	Type	Order No.	Pcs./ Pkt.	Width w [mm]
0	DFK 4	0708357	50	6.2



Technical data

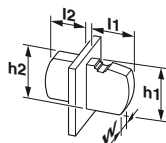
Connection method, internal		Solder/Slip-on connection	
Panel thickness	[mm]	- 1.5	
Connection capacity			
Solid / stranded	[mm ²]	0.2 - 6 / 0.2 - 4	
Stranded with ferrules without plastic sleeve	[mm ²]	0.25 - 4	
Stranded with ferrules with plastic sleeve	[mm ²]	0.25 - 2.5	
2 conductors with same cross section solid / stranded	[mm ²]	0.2 - 1.5 / 0.2 - 1.5	
2 conductors with same cross section, stranded, with ferrule without plastic sleeve	[mm ²]	0.25 - 1.5	
2 conductors with same cross section, stranded, with TWIN ferrules with plastic sleeve	[mm ²]	0.5 - 2.5	
Conductor cross section AWG/kcmil		24 - 10	
Stripping length	[mm]	8	
Tightening torque clamping space	[Nm]	0.6 - 0.8	
Electrical parameters			
Rated current / conductor cross section	[A] / [mm ²]	17.5 / 1.5	
Surge voltage category/degree of pollution		III/3	III / 2
Rated insulation voltage	[V]	400	1000
Rated surge voltage	[kV]	6	6
Approval data (UL/CUL)			
Use Group		B	C
Nominal voltage/current	[V] / [A]	250 / 15	-
AWG		30-10	-
General data			
Type of insulation material / insulation material group		PA / I	
Inflammability class in acc. with UL 94		V2	

High-current panel feed-through terminal blocks

Conductor cross section up to 4 mm² (AWG 10)

Panel feed-through terminal block, Screw connection

UW 4



Dimensions	[mm]
Length l1	23.6
Length l2	20.8
Height h1	23.5
Height h2	24.8



Ordering data

No. of pos.	Type	Order No.	Pcs./ Pkt.	Width w [mm]
1	UW 4	3073306	50	8.1
1	UW 4/S	3073319	50	8.1

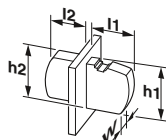


Technical data

Connection method, internal		Screw connection		
Panel thickness	[mm]	1 - 4		
Connection capacity				
Solid / stranded	[mm ²]	0.2 - 6 / 0.2 - 4		
Stranded with ferrules without plastic sleeve	[mm ²]	0.25 - 4		
Stranded with ferrules with plastic sleeve	[mm ²]	0.25 - 4		
2 conductors with same cross section solid / stranded	[mm ²]	0.2 - 1.5 / 0.2 - 1.5		
2 conductors with same cross section, stranded, with ferrule without plastic sleeve	[mm ²]	0.25 - 1.5		
2 conductors with same cross section, stranded, with TWIN ferrules with plastic sleeve	[mm ²]	0.5 - 2.5		
Conductor cross section AWG/kcmil		24 - 10		
Stripping length	[mm]	9		
Tightening torque clamping space	[Nm]	0.6 - 0.8		
Electrical parameters				
Rated current / conductor cross section	[A] / [mm ²]	32 / 4		
Surge voltage category/degree of pollution		III/3	III/2	II/2
Rated insulation voltage	[V]	320	320	630
Rated surge voltage	[kV]	4	4	4
Approval data (UL/CUL)				
Use Group		B	C	D
Nominal voltage/current	[V] / [A]	300 / 30	300 / 30	600 / 5
AWG		24-10	24-10	24-10
General data				
Type of insulation material / insulation material group		PA / I		
Inflammability class in acc. with UL 94		V0		

Panel feed-through terminal block, Screw connection

UW 4-POT-SCM



Dimensions	[mm]
Length l1	23.6
Length l2	-
Height h1	23.5
Height h2	27



Ordering data

No. of pos.	Type	Order No.	Pcs./ Pkt.	Width w [mm]
1	UW 4-POT-SCM	3056996	50	8.1
1	UW 4-POT-SCM/S	3056909	50	8.1



Technical data

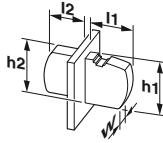
Connection method, internal		Slip-on connection		
Panel thickness	[mm]	1 - 4		
Connection capacity				
Solid / stranded	[mm ²]	0.2 - 6 / 0.2 - 4		
Stranded with ferrules without plastic sleeve	[mm ²]	0.25 - 4		
Stranded with ferrules with plastic sleeve	[mm ²]	0.25 - 4		
2 conductors with same cross section solid / stranded	[mm ²]	0.2 - 1.5 / 0.2 - 1.5		
2 conductors with same cross section, stranded, with ferrule without plastic sleeve	[mm ²]	0.25 - 1.5		
2 conductors with same cross section, stranded, with TWIN ferrules with plastic sleeve	[mm ²]	0.5 - 2.5		
Conductor cross section AWG/kcmil		24 - 10		
Stripping length	[mm]	10		
Tightening torque clamping space	[Nm]	0.6 - 0.8		
Electrical parameters				
Rated current / conductor cross section	[A] / [mm ²]	32 / 4		
Surge voltage category/degree of pollution		III/3	III/2	II/2
Rated insulation voltage	[V]	800	1000	500
Rated surge voltage	[kV]	8	8	8
Approval data (UL/CUL)				
Use Group		B	C	D
Nominal voltage/current	[V] / [A]	300 / 30	300 / 30	600 / 5
AWG		24-10	24-10	24-10
General data				
Type of insulation material / insulation material group		PA / I		
Inflammability class in acc. with UL 94		V0		

High-current panel feed-through terminal blocks

Conductor cross section up to 4 mm² (AWG 10)

Panel feed-through terminal block, Screw connection

UW 4-POT-SL



Dimensions	[mm]
Length l1	23.6
Length l2	20.8
Height h1	23.5
Height h2	27



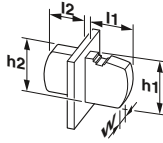
Ordering data

No. of pos.	Type	Order No.	Pcs./ Pkt.	Width w [mm]
1	UW 4-POT-SL	3059757	50	8.1
1	UW 4-POT-SL/S	3059760	50	8.1

Technical data			
Connection method, internal		Solder connection	
Panel thickness	[mm]	1 - 4	
Connection capacity			
Solid / stranded	[mm ²]	0.2 - 6 / 0.2 - 4	
Stranded with ferrules without plastic sleeve	[mm ²]	0.25 - 4	
Stranded with ferrules with plastic sleeve	[mm ²]	0.25 - 4	
2 conductors with same cross section solid / stranded	[mm ²]	0.2 - 1.5 / 0.2 - 1.5	
2 conductors with same cross section, stranded, with ferrule without plastic sleeve	[mm ²]	0.25 - 1.5	
2 conductors with same cross section, stranded, with TWIN ferrules with plastic sleeve	[mm ²]	0.5 - 2.5	
Conductor cross section AWG/kcmil		24 - 10	
Stripping length	[mm]	10	
Tightening torque clamping space	[Nm]	0.6 - 0.8	
Electrical parameters			
Rated current / conductor cross section	[A] / [mm ²]	32 / 4	
Surge voltage category/degree of pollution		III/3	III/2
Rated insulation voltage	[V]	800	1000
Rated surge voltage	[kV]	8	8
Approval data (UL/CUL)			
Use Group		B	C
Nominal voltage/current	[V] / [A]	300 / 30	300 / 30
AWG		24-10	24-10
General data			
Type of insulation material / insulation material group		PA / I	
Inflammability class in acc. with UL 94		V0	

Panel feed-through terminal block, Screw connection

UWV 4



Dimensions	[mm]
Length l1	26.8
Length l2	20.8
Height h1	25.3
Height h2	24.8



Ordering data

No. of pos.	Type	Order No.	Pcs./ Pkt.	Width w [mm]
1	UWV 4	3073380	50	8.1
1	UWV 4/S	3073393	50	8.1

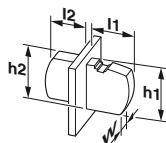
Technical data			
Connection method, internal		Screw connection	
Panel thickness	[mm]	1 - 4	
Connection capacity			
Solid / stranded	[mm ²]	0.2 - 6 / 0.2 - 4	
Stranded with ferrules without plastic sleeve	[mm ²]	0.25 - 4	
Stranded with ferrules with plastic sleeve	[mm ²]	0.25 - 4	
2 conductors with same cross section solid / stranded	[mm ²]	0.2 - 1.5 / 0.2 - 1.5	
2 conductors with same cross section, stranded, with ferrule without plastic sleeve	[mm ²]	0.25 - 1.5	
2 conductors with same cross section, stranded, with TWIN ferrules with plastic sleeve	[mm ²]	0.5 - 2.5	
Conductor cross section AWG/kcmil		24 - 10	
Stripping length	[mm]	9	
Tightening torque clamping space	[Nm]	0.6 - 0.8	
Electrical parameters			
Rated current / conductor cross section	[A] / [mm ²]	32 / 4	
Surge voltage category/degree of pollution		III/3	III/2
Rated insulation voltage	[V]	320	320
Rated surge voltage	[kV]	4	4
Approval data (UL/CUL)			
Use Group		B	C
Nominal voltage/current	[V] / [A]	300 / 30	300 / 30
AWG		24-10	24-10
General data			
Type of insulation material / insulation material group		PA / I	
Inflammability class in acc. with UL 94		V0	

High-current panel feed-through terminal blocks

Conductor cross section up to 4 mm² (AWG 10)

Panel feed-through terminal block, Push-in spring connection

PW 4-POT-SCM



Dimensions	[mm]
Length l1	30.5
Length l2	15
Height h1	30
Height h2	27



Ordering data

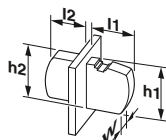
No. of pos.	Type	Order No.	Pcs./ Pkt.	Width w [mm]
1	PW 4-POT-SCM	3056938	50	8.1
1	PW 4-POT-SCM/S	3056941	50	8.1

Technical data

Connection method, internal		Slip-on connection		
Panel thickness	[mm]	1 - 4		
Connection capacity				
Solid / stranded	[mm ²]	0.2 - 4 / 0.2 - 6		
Stranded with ferrules without plastic sleeve	[mm ²]	0.25 - 6		
Stranded with ferrules with plastic sleeve	[mm ²]	0.25 - 4		
2 conductors with same cross section solid / stranded	[mm ²]	- / -		
2 conductors with same cross section, stranded, with ferrule without plastic sleeve	[mm ²]	-		
2 conductors with same cross section, stranded, with TWIN ferrules with plastic sleeve	[mm ²]	0.5 - 1		
Conductor cross section AWG/kcmil		24 - 12		
Stripping length	[mm]	10		
Tightening torque clamping space	[Nm]	-		
Electrical parameters				
Rated current / conductor cross section	[A] / [mm ²]	18 / 4		
Surge voltage category/degree of pollution		III/3	III/2	II/2
Rated insulation voltage	[V]	800	1000	1000
Rated surge voltage	[kV]	8	8	8
Approval data (UL/CUL)				
Use Group		B	C	D
Nominal voltage/current	[V] / [A]	300 / 30	300 / 30	600 / 5
AWG		24-10	24-10	24-10
Approval data (CSA)				
Use Group		B	C	D
Nominal voltage/current	[V] / [A]	300 / 30	300 / 30	600 / 5
General data				
Type of insulation material / insulation material group		PA / I		
Inflammability class in acc. with UL 94		V0		

Panel feed-through terminal block, Push-in spring connection

PW 4-POT-SL



Dimensions	[mm]
Length l1	30.5
Length l2	22.2
Height h1	30
Height h2	27



Ordering data

No. of pos.	Type	Order No.	Pcs./ Pkt.	Width w [mm]
1	PW 4-POT-SL	3059731	50	8.1
1	PW 4-POT-SL/S	3059744	50	8.1

Technical data

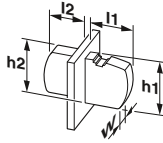
Connection method, internal		Solder connection		
Panel thickness	[mm]	1 - 4		
Connection capacity				
Solid / stranded	[mm ²]	0.2 - 4 / 0.2 - 6		
Stranded with ferrules without plastic sleeve	[mm ²]	0.25 - 6		
Stranded with ferrules with plastic sleeve	[mm ²]	0.25 - 4		
2 conductors with same cross section solid / stranded	[mm ²]	- / -		
2 conductors with same cross section, stranded, with ferrule without plastic sleeve	[mm ²]	-		
2 conductors with same cross section, stranded, with TWIN ferrules with plastic sleeve	[mm ²]	0.5 - 1		
Conductor cross section AWG/kcmil		24 - 12		
Stripping length	[mm]	10		
Tightening torque clamping space	[Nm]	-		
Electrical parameters				
Rated current / conductor cross section	[A] / [mm ²]	32 / 4		
Surge voltage category/degree of pollution		III/3	III/2	II/2
Rated insulation voltage	[V]	800	1000	1000
Rated surge voltage	[kV]	8	8	8
Approval data (UL/CUL)				
Use Group		B	C	D
Nominal voltage/current	[V] / [A]	300 / 30	300 / 30	600 / 5
AWG		24-10	24-10	24-10
General data				
Type of insulation material / insulation material group		PA / I		
Inflammability class in acc. with UL 94		V0		

High-current panel feed-through terminal blocks

Nominal cross section up to 10 mm² (AWG 8)

Panel feed-through terminal block, Screw connection

VDFK 6



Dimensions	[mm]
Length l1	15.5
Length l2	10.4
Height h1	31.5
Height h2	-



Ordering data

No. of pos.	Type	Order No.	Pcs./ Pkt.	Width w [mm]
1	VDFK 6	0711027	50	10

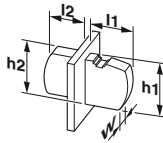


Technical data

Connection method, internal		Solder connection		
Panel thickness	[mm]	1 - 4		
Connection capacity				
Solid / stranded	[mm ²]	0.2 - 10 / 0.2 - 6		
Stranded with ferrules without plastic sleeve	[mm ²]	0.25 - 6		
Stranded with ferrules with plastic sleeve	[mm ²]	0.25 - 6		
2 conductors with same cross section solid / stranded	[mm ²]	0.2 - 4 / 0.2 - 4		
2 conductors with same cross section, stranded, with ferrule without plastic sleeve	[mm ²]	0.25 - 2.5		
2 conductors with same cross section, stranded, with TWIN ferrules with plastic sleeve	[mm ²]	0.5 - 4		
Conductor cross section AWG/kcmil		24 - 8		
Stripping length	[mm]	9		
Tightening torque clamping space	[Nm]	1.5 - 1.8		
Electrical parameters				
Rated current / conductor cross section	[A] / [mm ²]	41 / 6		
Surge voltage category/degree of pollution		III/3	III/2	II/2
Rated insulation voltage	[V]	500	1000	1000
Rated surge voltage	[kV]	6	6	6
Approval data (UL/CUL)				
Use Group		B	C	D
Nominal voltage/current	[V] / [A]	300 / 50	150 / 50	300 / 10
AWG		26-8	26-8	26-8
Approval data (CSA)				
Use Group		B	C	D
Nominal voltage/current	[V] / [A]	300 / 50	150 / 50	300 / 10
General data				
Type of insulation material / insulation material group		PA / I		
Inflammability class in acc. with UL 94		V0		

Panel feed-through terminal block, Screw connection

UW 10



Dimensions	[mm]
Length l1	29
Length l2	23.5
Height h1	31
Height h2	29



Ordering data

No. of pos.	Type	Order No.	Pcs./ Pkt.	Width w [mm]
1	UW 10	3073322	50	10.1
1	UW 10/S	3073335	50	10.1



Technical data

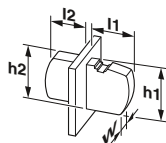
Connection method, internal		Screw connection		
Panel thickness	[mm]	1 - 4		
Connection capacity				
Solid / stranded	[mm ²]	0.5 - 16 / 0.5 - 10		
Stranded with ferrules without plastic sleeve	[mm ²]	0.5 - 10		
Stranded with ferrules with plastic sleeve	[mm ²]	0.5 - 10		
2 conductors with same cross section solid / stranded	[mm ²]	0.5 - 4 / 0.5 - 4		
2 conductors with same cross section, stranded, with ferrule without plastic sleeve	[mm ²]	0.5 - 2.5		
2 conductors with same cross section, stranded, with TWIN ferrules with plastic sleeve	[mm ²]	0.5 - 6		
Conductor cross section AWG/kcmil		20 - 6		
Stripping length	[mm]	11		
Tightening torque clamping space	[Nm]	1.5 - 1.8		
Electrical parameters				
Rated current / conductor cross section	[A] / [mm ²]	57 / 10		
Surge voltage category/degree of pollution		III/3	III/2	II/2
Rated insulation voltage	[V]	500	630	1000
Rated surge voltage	[kV]	6	6	6
Approval data (UL/CUL)				
Use Group		B	C	D
Nominal voltage/current	[V] / [A]	300 / 65	300 / 65	600 / 5
AWG		20-6	20-6	20-6
General data				
Type of insulation material / insulation material group		PA / I		
Inflammability class in acc. with UL 94		V0		

High-current panel feed-through terminal blocks

Nominal cross section up to 10 mm² (AWG 8)

Panel feed-through terminal block, Screw connection

UW 10-POT



Dimensions	[mm]
Length l1	29
Length l2	18.3
Height h1	31
Height h2	21



Ordering data

No. of pos.	Type	Order No.	Pcs./ Pkt.	Width w [mm]
1	UW 10-POT	3073461	50	10.1
1	UW 10-POT/S	3073474	50	10.1

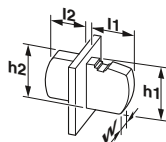


Technical data

Connection method, internal		Solder connection		
Panel thickness	[mm]	1 - 4		
Connection capacity				
Solid / stranded	[mm ²]	0.5 - 16 / 0.5 - 10		
Stranded with ferrules without plastic sleeve	[mm ²]	0.5 - 10		
Stranded with ferrules with plastic sleeve	[mm ²]	0.5 - 10		
2 conductors with same cross section solid / stranded	[mm ²]	0.5 - 4 / 0.5 - 4		
2 conductors with same cross section, stranded, with ferrule without plastic sleeve	[mm ²]	0.5 - 2.5		
2 conductors with same cross section, stranded, with TWIN ferrules with plastic sleeve	[mm ²]	0.5 - 6		
Conductor cross section AWG/kcmil		20 - 6		
Stripping length	[mm]	11		
Tightening torque clamping space	[Nm]	1.5 - 1.8		
Electrical parameters				
Rated current / conductor cross section	[A] / [mm ²]	57 / 10		
Surge voltage category/degree of pollution		III / 3	III / 2	II / 2
Rated insulation voltage	[V]	500	630	1000
Rated surge voltage	[kV]	6	6	6
Approval data (UL/CUL)				
Use Group		B	C	D
Nominal voltage/current	[V] / [A]	300 / 65	300 / 65	600 / 5
AWG		20-6	20-6	20-6
General data				
Type of insulation material / insulation material group		PA / I		
Inflammability class in acc. with UL 94		V0		

Panel feed-through terminal block, Screw connection

UWV 10



Dimensions	[mm]
Length l1	32
Length l2	23.5
Height h1	33
Height h2	29



Ordering data

No. of pos.	Type	Order No.	Pcs./ Pkt.	Width w [mm]
1	UWV 10	3073403	50	10.1
1	UWV 10/S	3073416	50	10.1



Technical data

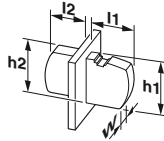
Connection method, internal		Screw connection		
Panel thickness	[mm]	1 - 4		
Connection capacity				
Solid / stranded	[mm ²]	0.5 - 16 / 0.5 - 10		
Stranded with ferrules without plastic sleeve	[mm ²]	0.5 - 10		
Stranded with ferrules with plastic sleeve	[mm ²]	0.5 - 10		
2 conductors with same cross section solid / stranded	[mm ²]	0.5 - 4 / 0.5 - 4		
2 conductors with same cross section, stranded, with ferrule without plastic sleeve	[mm ²]	0.5 - 2.5		
2 conductors with same cross section, stranded, with TWIN ferrules with plastic sleeve	[mm ²]	0.5 - 6		
Conductor cross section AWG/kcmil		20 - 6		
Stripping length	[mm]	11		
Tightening torque clamping space	[Nm]	1.5 - 1.8		
Electrical parameters				
Rated current / conductor cross section	[A] / [mm ²]	57 / 10		
Surge voltage category/degree of pollution		III / 3	III / 2	II / 2
Rated insulation voltage	[V]	500	630	1000
Rated surge voltage	[kV]	6	6	6
Approval data (UL/CUL)				
Use Group		B	C	D
Nominal voltage/current	[V] / [A]	300 / 65	300 / 65	600 / 5
AWG		20-6	20-6	20-6
General data				
Type of insulation material / insulation material group		PA / I		
Inflammability class in acc. with UL 94		V0		

High-current panel feed-through terminal blocks

Nominal cross section up to 10 mm² (AWG 8)

Panel feed-through terminal block, Screw connection

UWV 10-POT



Dimensions	[mm]
Length l1	32
Length l2	15
Height h1	33
Height h2	21



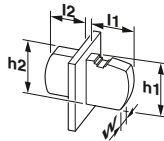
Ordering data

No. of pos.	Type	Order No.	Pcs./ Pkt.	Width w [mm]
1	UWV 10-POT	3073526	50	10.1
1	UWV 10-POT/S	3073539	50	10.1

Technical data			
Connection method, internal		Solder connection	
Panel thickness	[mm]	1 - 4	
Connection capacity			
Solid / stranded	[mm ²]	0.5 - 16 / 0.5 - 10	
Stranded with ferrules without plastic sleeve	[mm ²]	0.5 - 10	
Stranded with ferrules with plastic sleeve	[mm ²]	0.5 - 10	
2 conductors with same cross section solid / stranded	[mm ²]	0.5 - 4 / 0.5 - 4	
2 conductors with same cross section, stranded, with ferrule without plastic sleeve	[mm ²]	0.5 - 2.5	
2 conductors with same cross section, stranded, with TWIN ferrules with plastic sleeve	[mm ²]	0.5 - 6	
Conductor cross section AWG/kcmil		20 - 6	
Stripping length	[mm]	11	
Tightening torque clamping space	[Nm]	1.5 - 1.8	
Electrical parameters			
Rated current / conductor cross section	[A] / [mm ²]	57 / 10	
Surge voltage category/degree of pollution		III / 3	III / 2
Rated insulation voltage	[V]	500	630
Rated surge voltage	[kV]	6	6
Approval data (UL/CUL)			
Use Group		B	C
Nominal voltage/current	[V] / [A]	300 / 65	300 / 65
AWG		20-6	20-6
General data			
Type of insulation material / insulation material group		PA / I	
Inflammability class in acc. with UL 94		V0	

Panel feed-through terminal block, Screw connection

HDFKV 10-TWIN



Dimensions	[mm]
Length l1	31
Length l2	18
Height h1	35
Height h2	28.5



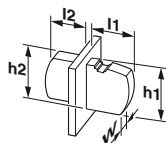
Ordering data

No. of pos.	Type	Order No.	Pcs./ Pkt.	Width w [mm]
1	HDFKV 10-TWIN	0709550	50	10.1

Technical data			
Connection method, internal		Screw connection	
Panel thickness	[mm]	1 - 4	
Connection capacity			
Solid / stranded	[mm ²]	0.5 - 16 / 0.5 - 10	
Stranded with ferrules without plastic sleeve	[mm ²]	0.5 - 10	
Stranded with ferrules with plastic sleeve	[mm ²]	0.5 - 10	
2 conductors with same cross section solid / stranded	[mm ²]	0.5 - 4 / 0.5 - 4	
2 conductors with same cross section, stranded, with ferrule without plastic sleeve	[mm ²]	0.5 - 2.5	
2 conductors with same cross section, stranded, with TWIN ferrules with plastic sleeve	[mm ²]	0.5 - 6	
Conductor cross section AWG/kcmil		20 - 6	
Stripping length	[mm]	11	
Tightening torque clamping space	[Nm]	1.5 - 1.8	
Electrical parameters			
Rated current / conductor cross section	[A] / [mm ²]	57 / 10	
Surge voltage category/degree of pollution		III / 3	III / 2
Rated insulation voltage	[V]	400	1000
Rated surge voltage	[kV]	6	6
Approval data (UL/CUL)			
Use Group		B	C
Nominal voltage/current	[V] / [A]	300 / 65	150 / 65
AWG		24-6	24-6
Approval data (CSA)			
Use Group		B	C
Nominal voltage/current	[V] / [A]	300 / 65	-
General data			
Type of insulation material / insulation material group		PA / I	
Inflammability class in acc. with UL 94		V0	

Panel feed-through terminal block, Screw connection

UW 16



Dimensions	[mm]
Length l1	36.8
Length l2	29.5
Height h1	41.1
Height h2	38.3



Ordering data

No. of pos.	Type	Order No.	Pcs./ Pkt.	Width w [mm]
1	UW 16	3073348	50	12.1
1	UW 16/S	3073351	50	12.1

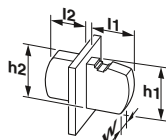


Technical data

Connection method, internal		Screw connection		
Panel thickness	[mm]	1 - 6		
Connection capacity				
Solid / stranded	[mm ²]	6 - 25 / 6 - 16		
Stranded with ferrules without plastic sleeve	[mm ²]	6 - 16		
Stranded with ferrules with plastic sleeve	[mm ²]	6 - 16		
2 conductors with same cross section solid / stranded	[mm ²]	2.5 - 10 / 2.5 - 6		
2 conductors with same cross section, stranded, with ferrule without plastic sleeve	[mm ²]	4 - 6		
2 conductors with same cross section, stranded, with TWIN ferrules with plastic sleeve	[mm ²]	4 - 6		
Conductor cross section AWG/kcmil		10 - 4		
Stripping length	[mm]	16		
Tightening torque clamping space	[Nm]	2 - 2.3		
Electrical parameters				
Rated current / conductor cross section	[A] / [mm ²]	76 / 16		
Surge voltage category/degree of pollution		III / 3	III / 2	II / 2
Rated insulation voltage	[V]	500	630	1000
Rated surge voltage	[kV]	6	6	6
Approval data (UL/CUL)				
Use Group		B	C	D
Nominal voltage/current	[V] / [A]	600 / 85	600 / 85	-
AWG		10-4	10-4	-
General data				
Type of insulation material / insulation material group		PA / I		
Inflammability class in acc. with UL 94		V0		

Panel feed-through terminal block, Screw connection

UW 16-POT



Dimensions	[mm]
Length l1	36.8
Length l2	23.7
Height h1	41.1
Height h2	26



Ordering data

No. of pos.	Type	Order No.	Pcs./ Pkt.	Width w [mm]
1	UW 16-POT	3073487	50	12.1
1	UW 16-POT/S	3073490	50	12.1



Technical data

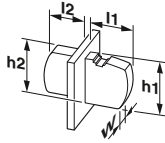
Connection method, internal		Cable lug connection		
Panel thickness	[mm]	1 - 6		
Connection capacity				
Solid / stranded	[mm ²]	6 - 25 / 6 - 16		
Stranded with ferrules without plastic sleeve	[mm ²]	6 - 16		
Stranded with ferrules with plastic sleeve	[mm ²]	6 - 16		
2 conductors with same cross section solid / stranded	[mm ²]	2.5 - 10 / 2.5 - 6		
2 conductors with same cross section, stranded, with ferrule without plastic sleeve	[mm ²]	4 - 6		
2 conductors with same cross section, stranded, with TWIN ferrules with plastic sleeve	[mm ²]	4 - 6		
Conductor cross section AWG/kcmil		10 - 4		
Stripping length	[mm]	16		
Tightening torque clamping space	[Nm]	2 - 2.3		
Electrical parameters				
Rated current / conductor cross section	[A] / [mm ²]	76 / 16		
Surge voltage category/degree of pollution		III / 3	III / 2	II / 2
Rated insulation voltage	[V]	500	630	1000
Rated surge voltage	[kV]	6	6	6
Approval data (UL/CUL)				
Use Group		B	C	D
Nominal voltage/current	[V] / [A]	600 / 85	600 / 85	-
AWG		10-4	10-4	-
General data				
Type of insulation material / insulation material group		PA / I		
Inflammability class in acc. with UL 94		V0		

High-current panel feed-through terminal blocks

Conductor cross section up to 16 mm² (AWG 6)

Panel feed-through terminal block, Push-in spring connection

PWO 16-POT



Dimensions	[mm]
Length l1	39.7
Length l2	23.1
Height h1	44.4
Height h2	26



Ordering data

No. of pos.	Type	Order No.	Pcs./ Pkt.	Width w [mm]
1	PWO 16-POT	1705653	50	12
1	PWO 16-POT/S	1705654	50	12

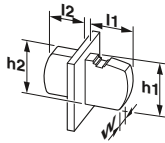


Technical data

Connection method, internal		Cable lug connection		
Panel thickness	[mm]	1 - 6		
Connection capacity				
Solid / stranded	[mm ²]	1.5 - 16 / 1.5 - 16		
Stranded with ferrules without plastic sleeve	[mm ²]	1.5 - 16		
Stranded with ferrules with plastic sleeve	[mm ²]	1.5 - 16		
2 conductors with same cross section solid / stranded	[mm ²]	- / -		
2 conductors with same cross section, stranded, with ferrule without plastic sleeve	[mm ²]	-		
2 conductors with same cross section, stranded, with TWIN ferrules with plastic sleeve	[mm ²]	1.5 - 4		
Conductor cross section AWG/kcmil		14 - 4		
Stripping length	[mm]	18		
Tightening torque clamping space	[Nm]	-		
Electrical parameters				
Rated current / conductor cross section	[A] / [mm ²]	76 / 16		
Surge voltage category/degree of pollution		III/3	III/2	II/2
Rated insulation voltage	[V]	1000	1000	1000
Rated surge voltage	[kV]	8	8	6
Approval data (UL/CUL)				
Use Group		B	C	D
Nominal voltage/current	[V] / [A]	600 / 66	600 / 66	-
AWG		14-4	14-4	-
General data				
Type of insulation material / insulation material group		PA / I		
Inflammability class in acc. with UL 94		V0		

Panel feed-through terminal block, Push-in spring connection

PWO 16 - UW



Dimensions	[mm]
Length l1	39.7
Length l2	29.5
Height h1	44.4
Height h2	38.3



Ordering data

No. of pos.	Type	Order No.	Pcs./ Pkt.	Width w [mm]
1	PWO 16-UW	1844387	50	12
1	PWO 16-UW/S	1844390	50	12

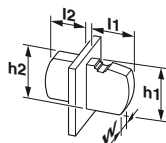


Technical data

Connection method, internal		Screw connection		
Panel thickness	[mm]	1 - 6		
Connection capacity				
Solid / stranded	[mm ²]	1.5 - 16 / 1.5 - 16		
Stranded with ferrules without plastic sleeve	[mm ²]	1.5 - 16		
Stranded with ferrules with plastic sleeve	[mm ²]	1.5 - 16		
2 conductors with same cross section solid / stranded	[mm ²]	- / -		
2 conductors with same cross section, stranded, with ferrule without plastic sleeve	[mm ²]	-		
2 conductors with same cross section, stranded, with TWIN ferrules with plastic sleeve	[mm ²]	1.5 - 4		
Conductor cross section AWG/kcmil		14 - 4		
Stripping length	[mm]	18		
Tightening torque clamping space	[Nm]	-		
Electrical parameters				
Rated current / conductor cross section	[A] / [mm ²]	76 / 16		
Surge voltage category/degree of pollution		III/3	III/2	II/2
Rated insulation voltage	[V]	800	1000	1000
Rated surge voltage	[kV]	6	6	6
General data				
Type of insulation material / insulation material group		PA / I		
Inflammability class in acc. with UL 94		V0		

Panel feed-through terminal block, Push-lock spring connection

PLW 16



Dimensions	[mm]
Length l1	25.7
Length l2	20.27
Height h1	43
Height h2	42.8



Ordering data

No. of pos.	Type	Order No.	Pcs./ Pkt.	Width w [mm]
3	PLW 16-6/ 3-10	1821067	15	54.4
4	PLW 16-6/ 4-10	1821070	15	64.4
5	PLW 16-6/ 5-10	1821083	15	74.4



Technical data

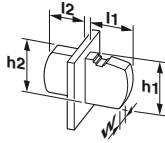
Connection method, internal		Push-in connection		
Panel thickness	[mm]	19.26 -		
Connection capacity				
Solid / stranded	[mm ²]	2.5 - 16 / 2.5 - 25		
Stranded with ferrules without plastic sleeve	[mm ²]	2.5 - 16		
Stranded with ferrules with plastic sleeve	[mm ²]	2.5 - 16		
2 conductors with same cross section solid / stranded	[mm ²]	- / -		
2 conductors with same cross section, stranded, with ferrule without plastic sleeve	[mm ²]	-		
2 conductors with same cross section, stranded, with TWIN ferrules with plastic sleeve	[mm ²]	-		
Conductor cross section AWG/kcmil		14 - 4		
Stripping length	[mm]	18		
Tightening torque clamping space	[Nm]	-		
Electrical parameters				
Rated current / conductor cross section	[A] / [mm ²]	41 / 16		
Surge voltage category/degree of pollution		III / 3	III / 2	II / 2
Rated insulation voltage	[V]	1000	1000	1000
Rated surge voltage	[kV]	8	8	8
Approval data (UL/CUL)				
Use Group		B	C	D
Nominal voltage/current	[V] / [A]	-	-	-
AWG		-	-	-
General data				
Type of insulation material / insulation material group		PA / I		
Inflammability class in acc. with UL 94		V0		

High-current panel feed-through terminal blocks

Conductor cross section up to 35 mm² (AWG 2)

Panel feed-through terminal block, Screw connection

UW 25



Dimensions	[mm]
Length l1	42.3
Length l2	33.3
Height h1	48.5
Height h2	45



Ordering data

No. of pos.	Type	Order No.	Pcs./ Pkt.	Width w [mm]
1	UW 25	3073364	25	15.1
1	UW 25/S	3073377	25	15.1

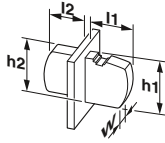


Technical data

Connection method, internal		Screw connection		
Panel thickness	[mm]	1 - 6		
Connection capacity				
Solid / stranded	[mm ²]	6 - 35 / 10 - 25		
Stranded with ferrules without plastic sleeve	[mm ²]	4 - 25		
Stranded with ferrules with plastic sleeve	[mm ²]	4 - 25		
2 conductors with same cross section solid / stranded	[mm ²]	2.5 - 10 / 4 - 10		
2 conductors with same cross section, stranded, with ferrule without plastic sleeve	[mm ²]	2.5 - 10		
2 conductors with same cross section, stranded, with TWIN ferrules with plastic sleeve	[mm ²]	2.5 - 10		
Conductor cross section AWG/kcmil		10 - 2		
Stripping length	[mm]	19		
Tightening torque clamping space	[Nm]	4 - 4.5		
Electrical parameters				
Rated current / conductor cross section	[A] / [mm ²]	101 / 25		
Surge voltage category/degree of pollution		III / 3	III / 2	II / 2
Rated insulation voltage	[V]	630	1000	1000
Rated surge voltage	[kV]	8	8	8
Approval data (UL/CUL)				
Use Group		B	C	D
Nominal voltage/current	[V] / [A]	600 / 112.5	600 / 112.5	-
AWG		10-2	10-2	-
General data				
Type of insulation material / insulation material group		PA / I		
Inflammability class in acc. with UL 94		V0		

Panel feed-through terminal block, Screw connection

UW 25-POT



Dimensions	[mm]
Length l1	42.3
Length l2	28.7
Height h1	48.5
Height h2	30



Ordering data

No. of pos.	Type	Order No.	Pcs./ Pkt.	Width w [mm]
1	UW 25-POT	3073500	25	15.1
1	UW 25-POT/S	3073513	25	15.1

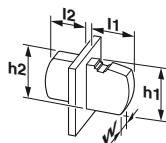


Technical data

Connection method, internal		Cable lug connection		
Panel thickness	[mm]	1 - 6		
Connection capacity				
Solid / stranded	[mm ²]	6 - 35 / 10 - 25		
Stranded with ferrules without plastic sleeve	[mm ²]	4 - 25		
Stranded with ferrules with plastic sleeve	[mm ²]	4 - 25		
2 conductors with same cross section solid / stranded	[mm ²]	2.5 - 10 / 4 - 10		
2 conductors with same cross section, stranded, with ferrule without plastic sleeve	[mm ²]	2.5 - 10		
2 conductors with same cross section, stranded, with TWIN ferrules with plastic sleeve	[mm ²]	2.5 - 10		
Conductor cross section AWG/kcmil		10 - 2		
Stripping length	[mm]	19		
Tightening torque clamping space	[Nm]	4 - 4.5		
Electrical parameters				
Rated current / conductor cross section	[A] / [mm ²]	101 / 25		
Surge voltage category/degree of pollution		III / 3	III / 2	II / 2
Rated insulation voltage	[V]	630	1000	1000
Rated surge voltage	[kV]	8	8	8
Approval data (UL/CUL)				
Use Group		B	C	D
Nominal voltage/current	[V] / [A]	600 / 112.5	600 / 112.5	-
AWG		10-2	10-2	-
General data				
Type of insulation material / insulation material group		PA / I		
Inflammability class in acc. with UL 94		V0		

Panel feed-through terminal block, Screw connection

UWV 25



Dimensions	[mm]
Length l1	45.5
Length l2	33.3
Height h1	54.8
Height h2	45



Ordering data

No. of pos.	Type	Order No.	Pcs./ Pkt.	Width w [mm]
1	UWV 25	3073445	25	15.1
1	UWV 25/S	3073458	25	15.1

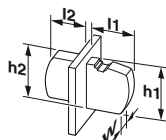


Technical data

Connection method, internal		Screw connection		
Panel thickness	[mm]	1 - 6		
Connection capacity				
Solid / stranded	[mm ²]	6 - 35 / 10 - 25		
Stranded with ferrules without plastic sleeve	[mm ²]	4 - 25		
Stranded with ferrules with plastic sleeve	[mm ²]	4 - 25		
2 conductors with same cross section solid / stranded	[mm ²]	2.5 - 10 / 4 - 10		
2 conductors with same cross section, stranded, with ferrule without plastic sleeve	[mm ²]	2.5 - 10		
2 conductors with same cross section, stranded, with TWIN ferrules with plastic sleeve	[mm ²]	2.5 - 10		
Conductor cross section AWG/kcmil		10 - 2		
Stripping length	[mm]	19		
Tightening torque clamping space	[Nm]	4 - 4.5		
Electrical parameters				
Rated current / conductor cross section	[A] / [mm ²]	101 / 25		
Surge voltage category/degree of pollution		III / 3	III / 2	II / 2
Rated insulation voltage	[V]	630	1000	1000
Rated surge voltage	[kV]	8	8	8
Approval data (UL/CUL)				
Use Group		B	C	D
Nominal voltage/current	[V] / [A]	600 / 112.5	600 / 112.5	-
AWG		10-2	10-2	-
General data				
Type of insulation material / insulation material group		PA / I		
Inflammability class in acc. with UL 94		V0		

Panel feed-through terminal block, Screw connection

UWV 25-POT



Dimensions	[mm]
Length l1	45.5
Length l2	28.6
Height h1	54.8
Height h2	30



Ordering data

No. of pos.	Type	Order No.	Pcs./ Pkt.	Width w [mm]
1	UWV 25-POT	3073568	25	15.1
1	UWV 25-POT/S	3073571	25	15.1



Technical data

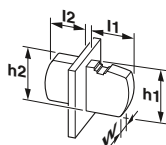

Connection method, internal		Cable lug connection		
Panel thickness	[mm]	1 - 6		
Connection capacity				
Solid / stranded	[mm ²]	6 - 35 / 10 - 25		
Stranded with ferrules without plastic sleeve	[mm ²]	4 - 25		
Stranded with ferrules with plastic sleeve	[mm ²]	4 - 25		
2 conductors with same cross section solid / stranded	[mm ²]	2.5 - 10 / 4 - 10		
2 conductors with same cross section, stranded, with ferrule without plastic sleeve	[mm ²]	2.5 - 10		
2 conductors with same cross section, stranded, with TWIN ferrules with plastic sleeve	[mm ²]	2.5 - 10		
Conductor cross section AWG/kcmil		10 - 2		
Stripping length	[mm]	19		
Tightening torque clamping space	[Nm]	4 - 4.5		
Electrical parameters				
Rated current / conductor cross section	[A] / [mm ²]	101 / 25		
Surge voltage category/degree of pollution		III / 3	III / 2	II / 2
Rated insulation voltage	[V]	630	1000	1000
Rated surge voltage	[kV]	8	8	8
Approval data (UL/CUL)				
Use Group		B	C	D
Nominal voltage/current	[V] / [A]	600 / 112.5	600 / 112.5	-
AWG		10-2	10-2	-
General data				
Type of insulation material / insulation material group		PA / I		
Inflammability class in acc. with UL 94		V0		

High-current panel feed-through terminal blocks

Conductor cross section up to 35 mm² (AWG 2)

Panel feed-through terminal block, Screw connection

HDFKV 25-TWIN



Dimensions	[mm]
Length l1	44.5
Length l2	30
Height h1	56.4
Height h2	45



Ordering data

No. of pos.	Type	Order No.	Pcs./ Pkt.	Width w [mm]
1	HDFKV 25-TWIN	0709563	25	15.1

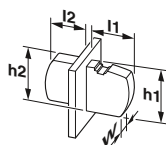


Technical data

Connection method, internal		Screw connection		
Panel thickness	[mm]	1 - 6		
Connection capacity				
Solid / stranded	[mm ²]	6 - 35 / 10 - 25		
Stranded with ferrules without plastic sleeve	[mm ²]	4 - 25		
Stranded with ferrules with plastic sleeve	[mm ²]	4 - 25		
2 conductors with same cross section solid / stranded	[mm ²]	2.5 - 10 / 4 - 10		
2 conductors with same cross section, stranded, with ferrule without plastic sleeve	[mm ²]	2.5 - 10		
2 conductors with same cross section, stranded, with TWIN ferrules with plastic sleeve	[mm ²]	2.5 - 10		
Conductor cross section AWG/kcmil		10 - 2		
Stripping length	[mm]	19		
Tightening torque clamping space	[Nm]	4 - 4.5		
Electrical parameters				
Rated current / conductor cross section	[A] / [mm ²]	101 / 25		
Surge voltage category/degree of pollution		III / 3	III / 2	II / 2
Rated insulation voltage	[V]	500	1000	1000
Rated surge voltage	[kV]	6	6	6
Approval data (UL/CUL)				
Use Group		B	C	D
Nominal voltage/current	[V] / [A]	600 / 115	600 / 115	-
AWG		8-2	8-2	-
Approval data (CSA)				
Use Group		B	C	D
Nominal voltage/current	[V] / [A]	600 / 100	600 / 100	-
General data				
Type of insulation material / insulation material group		PA / I		
Inflammability class in acc. with UL 94		V0		

Panel feed-through terminal block, Screw connection

UW 50



Dimensions	[mm]
Length l1	35
Length l2	45.3
Height h1	54
Height h2	54



Ordering data

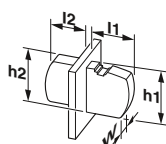
No. of pos.	Type	Order No.	Pcs./ Pkt.	Width w [mm]
1	UW 50/S	1713709	20	18.8

Technical data

Connection method, internal		Screw connection		
Panel thickness	[mm]	1 - 4		
Connection capacity				
Solid / stranded	[mm ²]	16 - 50 / 16 - 50		
Stranded with ferrules without plastic sleeve	[mm ²]	10 - 50		
Stranded with ferrules with plastic sleeve	[mm ²]	10 - 50		
2 conductors with same cross section solid / stranded	[mm ²]	6 - 16 / 10 - 16		
2 conductors with same cross section, stranded, with ferrule without plastic sleeve	[mm ²]	6 - 16		
2 conductors with same cross section, stranded, with TWIN ferrules with plastic sleeve	[mm ²]	-		
Conductor cross section AWG/kcmil		-		
Stripping length	[mm]	24		
Tightening torque clamping space	[Nm]	6 - 8		
Electrical parameters				
Rated current / conductor cross section	[A] / [mm ²]	150 / 50		
Surge voltage category/degree of pollution		III / 3	III / 2	II / 2
Rated insulation voltage	[V]	800	1000	1000
Rated surge voltage	[kV]	8	8	6
Approval data (UL/CUL)				
Use Group		B	C	D
Nominal voltage/current	[V] / [A]	600 / 151	600 / 151	-
AWG		6-2/0	6-2/0	-
General data				
Type of insulation material / insulation material group		PA / I		
Inflammability class in acc. with UL 94		V0		

Panel feed-through terminal block, Screw connection

UWV 50



Dimensions	[mm]
Length l1	35
Length l2	55
Height h1	54
Height h2	56



Ordering data

No. of pos.	Type	Order No.	Pcs./ Pkt.	Width w [mm]
1	UWV 50/S	1713711	20	18.8

Technical data

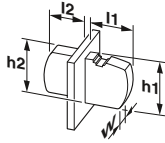
Connection method, internal		Screw connection		
Panel thickness	[mm]	1 - 4		
Connection capacity				
Solid / stranded	[mm ²]	16 - 50 / 16 - 50		
Stranded with ferrules without plastic sleeve	[mm ²]	10 - 50		
Stranded with ferrules with plastic sleeve	[mm ²]	10 - 50		
2 conductors with same cross section solid / stranded	[mm ²]	6 - 16 / 10 - 16		
2 conductors with same cross section, stranded, with ferrule without plastic sleeve	[mm ²]	6 - 16		
2 conductors with same cross section, stranded, with TWIN ferrules with plastic sleeve	[mm ²]	-		
Conductor cross section AWG/kcmil		-		
Stripping length	[mm]	24		
Tightening torque clamping space	[Nm]	6 - 8		
Electrical parameters				
Rated current / conductor cross section	[A] / [mm ²]	150 / 50		
Surge voltage category/degree of pollution		III / 3	III / 2	II / 2
Rated insulation voltage	[V]	800	1000	1000
Rated surge voltage	[kV]	8	8	6
Approval data (UL/CUL)				
Use Group		B	C	D
Nominal voltage/current	[V] / [A]	600 / 151	600 / 151	-
AWG		6-2/0	6-2/0	-
General data				
Type of insulation material / insulation material group		PA / I		
Inflammability class in acc. with UL 94		V0		

High-current panel feed-through terminal blocks

Conductor cross section up to 50 mm² (AWG 1/0)

Panel feed-through terminal block, Screw connection

UW 50-POT



Dimensions	[mm]
Length l1	30
Length l2	45.3
Height h1	32
Height h2	54



Ordering data

No. of pos.	Type	Order No.	Pcs./ Pkt.	Width w [mm]
1	UW 50-POT/S	1713843	25	18.8

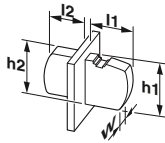


Technical data

Connection method, internal		Cable lug connection		
Panel thickness	[mm]	1 - 4		
Connection capacity				
Solid / stranded	[mm ²]	16 - 50 / 16 - 50		
Stranded with ferrules without plastic sleeve	[mm ²]	10 - 50		
Stranded with ferrules with plastic sleeve	[mm ²]	10 - 50		
2 conductors with same cross section solid / stranded	[mm ²]	6 - 16 / 10 - 16		
2 conductors with same cross section, stranded, with ferrule without plastic sleeve	[mm ²]	6 - 16		
2 conductors with same cross section, stranded, with TWIN ferrules with plastic sleeve	[mm ²]	-		
Conductor cross section AWG/kcmil		-		
Stripping length	[mm]	24		
Tightening torque clamping space	[Nm]	6 - 8		
Electrical parameters				
Rated current / conductor cross section	[A] / [mm ²]	150 / 50		
Surge voltage category/degree of pollution		III/3	III/2	II/2
Rated insulation voltage	[V]	800	1000	1000
Rated surge voltage	[kV]	8	8	6
Approval data (UL/CUL)				
Use Group		B	C	D
Nominal voltage/current	[V] / [A]	600 / 151	600 / 151	-
AWG		6-2/0	6-2/0	-
General data				
Type of insulation material / insulation material group		PA / I		
Inflammability class in acc. with UL 94		V0		

Panel feed-through terminal block, Screw connection

UWV 50-POT



Dimensions	[mm]
Length l1	30
Length l2	45.3
Height h1	32
Height h2	54



Ordering data

No. of pos.	Type	Order No.	Pcs./ Pkt.	Width w [mm]
1	UWV 50-POT/S	1713845	20	18.8

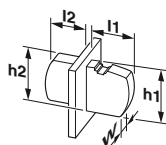


Technical data

Connection method, internal		Cable lug connection		
Panel thickness	[mm]	1 - 4		
Connection capacity				
Solid / stranded	[mm ²]	16 - 50 / 16 - 50		
Stranded with ferrules without plastic sleeve	[mm ²]	10 - 50		
Stranded with ferrules with plastic sleeve	[mm ²]	10 - 50		
2 conductors with same cross section solid / stranded	[mm ²]	6 - 16 / 10 - 16		
2 conductors with same cross section, stranded, with ferrule without plastic sleeve	[mm ²]	6 - 16		
2 conductors with same cross section, stranded, with TWIN ferrules with plastic sleeve	[mm ²]	-		
Conductor cross section AWG/kcmil		-		
Stripping length	[mm]	24		
Tightening torque clamping space	[Nm]	6 - 8		
Electrical parameters				
Rated current / conductor cross section	[A] / [mm ²]	150 / 50		
Surge voltage category/degree of pollution		III/3	III/2	II/2
Rated insulation voltage	[V]	800	1000	1000
Rated surge voltage	[kV]	8	8	6
Approval data (UL/CUL)				
Use Group		B	C	D
Nominal voltage/current	[V] / [A]	600 / 151	600 / 151	-
AWG		6-2/0	6-2/0	-
General data				
Type of insulation material / insulation material group		PA / I		
Inflammability class in acc. with UL 94		V0		

Panel feed-through terminal block, Screw connection

HDFK 50



Dimensions	[mm]
Length l1	43
Length l2	35
Height h1	54
Height h2	55



Ordering data

No. of pos.	Type	Order No.	Pcs./ Pkt.	Width w [mm]
1	HDFK 50	0708739	10	18.8
1	HDFK 50/Z	0705017	10	18.8

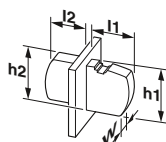


Technical data

Connection method, internal		Screw connection		
Panel thickness	[mm]	1 - 6		
Connection capacity				
Solid / stranded	[mm ²]	16 - 50 / 16 - 50		
Stranded with ferrules without plastic sleeve	[mm ²]	10 - 50		
Stranded with ferrules with plastic sleeve	[mm ²]	10 - 50		
2 conductors with same cross section solid / stranded	[mm ²]	6 - 16 / 10 - 16		
2 conductors with same cross section, stranded, with ferrule without plastic sleeve	[mm ²]	6 - 16		
2 conductors with same cross section, stranded, with TWIN ferrules with plastic sleeve	[mm ²]	6 - 10		
Conductor cross section AWG/kcmil		6 - 1/0		
Stripping length	[mm]	24		
Tightening torque clamping space	[Nm]	6 - 8		
Electrical parameters				
Rated current / conductor cross section	[A] / [mm ²]	150 / 50		
Surge voltage category/degree of pollution		III / 3	III / 2	II / 2
Rated insulation voltage	[V]	690	1000	1000
Rated surge voltage	[kV]	6	6	6
Approval data (UL/CUL)				
Use Group		B	C	D
Nominal voltage/current	[V] / [A]	600 / 170	600 / 170	-
AWG		6-2/0	6-2/0	-
Approval data (CSA)				
Use Group		B	C	D
Nominal voltage/current	[V] / [A]	600 / 125	600 / 125	-
General data				
Type of insulation material / insulation material group		PA / I		
Inflammability class in acc. with UL 94		V0		

Panel feed-through terminal block, Screw connection

HDFK 50-VP



Dimensions	[mm]
Length l1	43
Length l2	48.5
Height h1	54
Height h2	-



Ordering data

No. of pos.	Type	Order No.	Pcs./ Pkt.	Width w [mm]
1	HDFK 50-VP	0709123	10	18.8
1	HDFK 50-VP/Z	0711218	10	18.8



Technical data

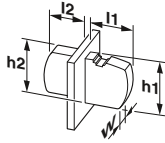
Connection method, internal		Cable lug connection		
Panel thickness	[mm]	1 - 6		
Connection capacity				
Solid / stranded	[mm ²]	16 - 50 / 16 - 50		
Stranded with ferrules without plastic sleeve	[mm ²]	10 - 50		
Stranded with ferrules with plastic sleeve	[mm ²]	10 - 50		
2 conductors with same cross section solid / stranded	[mm ²]	6 - 16 / 10 - 16		
2 conductors with same cross section, stranded, with ferrule without plastic sleeve	[mm ²]	6 - 16		
2 conductors with same cross section, stranded, with TWIN ferrules with plastic sleeve	[mm ²]	6 - 10		
Conductor cross section AWG/kcmil		6 - 1/0		
Stripping length	[mm]	24		
Tightening torque clamping space	[Nm]	6 - 8		
Electrical parameters				
Rated current / conductor cross section	[A] / [mm ²]	150 / 50		
Surge voltage category/degree of pollution		III / 3	III / 2	II / 2
Rated insulation voltage	[V]	690	1000	1000
Rated surge voltage	[kV]	6	6	6
Approval data (UL/CUL)				
Use Group		B	C	D
Nominal voltage/current	[V] / [A]	600 / 170	600 / 170	-
AWG		6-2/0	6-2/0	-
Approval data (CSA)				
Use Group		B	C	D
Nominal voltage/current	[V] / [A]	600 / 125	600 / 125	-
General data				
Type of insulation material / insulation material group		PA / I		
Inflammability class in acc. with UL 94		V0		

High-current panel feed-through terminal blocks

Conductor cross section up to 50 mm² (AWG 1/0)

Panel feed-through terminal block, Screw connection

HDFKV 50



Dimensions	[mm]
Length l1	55
Length l2	35
Height h1	56
Height h2	55



Ordering data

No. of pos.	Type	Order No.	Pcs./ Pkt.	Width w [mm]
1	HDFKV 50	0708522	10	18.8
1	HDFKV 50/Z	0705017	10	18.8

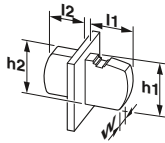


Technical data

Connection method, internal		Screw connection		
Panel thickness	[mm]	1 - 6		
Connection capacity				
Solid / stranded	[mm ²]	16 - 50 / 16 - 50		
Stranded with ferrules without plastic sleeve	[mm ²]	10 - 50		
Stranded with ferrules with plastic sleeve	[mm ²]	10 - 50		
2 conductors with same cross section solid / stranded	[mm ²]	6 - 16 / 10 - 16		
2 conductors with same cross section, stranded, with ferrule without plastic sleeve	[mm ²]	6 - 16		
2 conductors with same cross section, stranded, with TWIN ferrules with plastic sleeve	[mm ²]	6 - 10		
Conductor cross section AWG/kcmil		6 - 1/0		
Stripping length	[mm]	24		
Tightening torque clamping space	[Nm]	6 - 8		
Electrical parameters				
Rated current / conductor cross section	[A] / [mm ²]	150 / 50		
Surge voltage category/degree of pollution		III / 3	III / 2	II / 2
Rated insulation voltage	[V]	690	1000	1000
Rated surge voltage	[kV]	6	6	6
Approval data (UL/CUL)				
Use Group		B	C	D
Nominal voltage/current	[V] / [A]	600 / 170	600 / 170	-
AWG		6-2/0	6-2/0	-
Approval data (CSA)				
Use Group		B	C	D
Nominal voltage/current	[V] / [A]	600 / 125	600 / 125	-
General data				
Type of insulation material / insulation material group		PA / I		
Inflammability class in acc. with UL 94		V0		

Panel feed-through terminal block, Screw connection

HDFKV 50-VP



Dimensions	[mm]
Length l1	55
Length l2	35
Height h1	56
Height h2	-



Ordering data

No. of pos.	Type	Order No.	Pcs./ Pkt.	Width w [mm]
1	HDFKV 50-VP	0708580	10	18.8
1	HDFKV 50-VP/Z	0717212	10	18.8

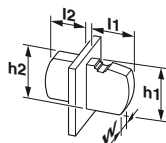


Technical data

Connection method, internal		Bolt connection		
Panel thickness	[mm]	1 - 6		
Connection capacity				
Solid / stranded	[mm ²]	16 - 50 / 16 - 50		
Stranded with ferrules without plastic sleeve	[mm ²]	10 - 50		
Stranded with ferrules with plastic sleeve	[mm ²]	10 - 50		
2 conductors with same cross section solid / stranded	[mm ²]	6 - 16 / 10 - 16		
2 conductors with same cross section, stranded, with ferrule without plastic sleeve	[mm ²]	6 - 16		
2 conductors with same cross section, stranded, with TWIN ferrules with plastic sleeve	[mm ²]	6 - 10		
Conductor cross section AWG/kcmil		6 - 1/0		
Stripping length	[mm]	24		
Tightening torque clamping space	[Nm]	6 - 8		
Electrical parameters				
Rated current / conductor cross section	[A] / [mm ²]	150 / 50		
Surge voltage category/degree of pollution		III / 3	III / 2	II / 2
Rated insulation voltage	[V]	690	1000	1000
Rated surge voltage	[kV]	6	6	6
Approval data (UL/CUL)				
Use Group		B	C	D
Nominal voltage/current	[V] / [A]	600 / 170	600 / 170	-
AWG		6-2/0	6-2/0	-
Approval data (CSA)				
Use Group		B	C	D
Nominal voltage/current	[V] / [A]	600 / 125	600 / 125	-
General data				
Type of insulation material / insulation material group		PA / I		
Inflammability class in acc. with UL 94		V0		

Panel feed-through terminal block, T-LOX knee lever connection

TW 50/.. -CL



Dimensions	[mm]
Length l1	46
Length l2	58.1
Height h1	73.5
Height h2	58.16



Ordering data

No. of pos.	Type	Order No.	Pcs./ Pkt.	Width w [mm]
1	TW 50/ 1-CL	1708744	10	38
2	TW 50/ 2-CL	1708745	10	58
3	TW 50/ 3-CL	1708746	5	78
4	TW 50/ 4-CL	1708748	5	98
5	TW 50/ 5-CL	1708749	5	118
6	TW 50/ 6-CL	1708751	5	138



Technical data

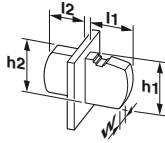
Connection method, internal		Cable lug connection		
Panel thickness	[mm]	1 - 5		
Connection capacity				
Solid / stranded	[mm ²]	10 - 50 / 16 - 50		
Stranded with ferrules without plastic sleeve	[mm ²]	10 - 50		
Stranded with ferrules with plastic sleeve	[mm ²]	10 - 50		
2 conductors with same cross section solid / stranded	[mm ²]	- / -		
2 conductors with same cross section, stranded, with ferrule without plastic sleeve	[mm ²]	-		
2 conductors with same cross section, stranded, with TWIN ferrules with plastic sleeve	[mm ²]	6 - 16		
Conductor cross section AWG/kcmil		-		
Stripping length	[mm]	-		
Tightening torque clamping space	[Nm]	-		
Electrical parameters				
Rated current / conductor cross section	[A] / [mm ²]	150 / 50		
Surge voltage category/degree of pollution		III / 3	III / 2	II / 2
Rated insulation voltage	[V]	1000	1000	1000
Rated surge voltage	[kV]	8	8	8
Approval data (UL/CUL)				
Use Group		B	C	D
Nominal voltage/current	[V] / [A]	-	600 / 150	-
AWG		-	8-1/0	-
General data				
Type of insulation material / insulation material group		PA / I		
Inflammability class in acc. with UL 94		V0		

High-current panel feed-through terminal blocks

Conductor cross section up to 95 mm² (AWG 3/0)

Panel feed-through terminal block, Screw connection

UW 95



Dimensions	[mm]
Length l1	45
Length l2	49.5
Height h1	73.9
Height h2	73.9



Ordering data

No. of pos.	Type	Order No.	Pcs./ Pkt.	Width w [mm]
1	UW 95/S	1713223	10	25

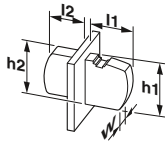


Technical data

Connection method, internal		Screw connection		
Panel thickness	[mm]	1 - 5		
Connection capacity				
Solid / stranded	[mm ²]	25 - 95 / 35 - 95		
Stranded with ferrules without plastic sleeve	[mm ²]	25 - 95		
Stranded with ferrules with plastic sleeve	[mm ²]	25 - 95		
2 conductors with same cross section solid / stranded	[mm ²]	16 - 35 / 16 - 35		
2 conductors with same cross section, stranded, with ferrule without plastic sleeve	[mm ²]	16 - 35		
2 conductors with same cross section, stranded, with TWIN ferrules with plastic sleeve	[mm ²]	-		
Conductor cross section AWG/kcmil				
-				
Stripping length	[mm]	27		
Tightening torque clamping space	[Nm]	10 - 12		
Electrical parameters				
Rated current / conductor cross section	[A] / [mm ²]	232 / 95		
Surge voltage category/degree of pollution		III/3	III / 2	II / 2
Rated insulation voltage	[V]	1000	1000	1000
Rated surge voltage	[kV]	8	8	6
Approval data (UL/CUL)				
Use Group		B	C	D
Nominal voltage/current	[V] / [A]	600 / 200	600 / 200	-
AWG		4-3/0	4-3/0	-
General data				
Type of insulation material / insulation material group		PA / I		
Inflammability class in acc. with UL 94		V0		

Panel feed-through terminal block, Screw connection

UW 95



Dimensions	[mm]
Length l1	45
Length l2	49.5
Height h1	73.9
Height h2	100.7



Ordering data

No. of pos.	Type	Order No.	Pcs./ Pkt.	Width w [mm]
1	UW 95-F/S	1713225	10	25

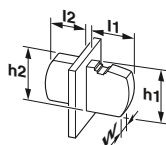


Technical data

Connection method, internal		Screw connection		
Panel thickness	[mm]	1 - 5		
Connection capacity				
Solid / stranded	[mm ²]	25 - 95 / 35 - 95		
Stranded with ferrules without plastic sleeve	[mm ²]	25 - 95		
Stranded with ferrules with plastic sleeve	[mm ²]	25 - 95		
2 conductors with same cross section solid / stranded	[mm ²]	16 - 35 / 16 - 35		
2 conductors with same cross section, stranded, with ferrule without plastic sleeve	[mm ²]	16 - 35		
2 conductors with same cross section, stranded, with TWIN ferrules with plastic sleeve	[mm ²]	-		
Conductor cross section AWG/kcmil				
-				
Stripping length	[mm]	27		
Tightening torque clamping space	[Nm]	10 - 12		
Electrical parameters				
Rated current / conductor cross section	[A] / [mm ²]	232 / 95		
Surge voltage category/degree of pollution		III/3	III / 2	II / 2
Rated insulation voltage	[V]	1000	1000	1000
Rated surge voltage	[kV]	8	8	6
Approval data (UL/CUL)				
Use Group		B	C	D
Nominal voltage/current	[V] / [A]	600 / 200	600 / 200	-
AWG		4-3/0	4-3/0	-
General data				
Type of insulation material / insulation material group		PA / I		
Inflammability class in acc. with UL 94		V0		

Panel feed-through terminal block, Screw connection

UWV 95



Dimensions	[mm]
Length l1	45
Length l2	78.7
Height h1	73.9
Height h2	79.5



Ordering data

No. of pos.	Type	Order No.	Pcs./ Pkt.	Width w [mm]
1	UWV 95/S	1713226	10	25

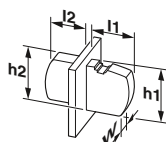


Technical data

Connection method, internal		Screw connection		
Panel thickness	[mm]	1 - 5		
Connection capacity				
Solid / stranded	[mm ²]	25 - 95 / 35 - 95		
Stranded with ferrules without plastic sleeve	[mm ²]	25 - 95		
Stranded with ferrules with plastic sleeve	[mm ²]	25 - 95		
2 conductors with same cross section solid / stranded	[mm ²]	16 - 35 / 16 - 35		
2 conductors with same cross section, stranded, with ferrule without plastic sleeve	[mm ²]	16 - 35		
2 conductors with same cross section, stranded, with TWIN ferrules with plastic sleeve	[mm ²]	-		
Conductor cross section AWG/kcmil		-		
Stripping length	[mm]	27		
Tightening torque clamping space	[Nm]	10 - 12		
Electrical parameters				
Rated current / conductor cross section	[A] / [mm ²]	232 / 95		
Surge voltage category/degree of pollution		III / 3	III / 2	II / 2
Rated insulation voltage	[V]	1000	1000	1000
Rated surge voltage	[kV]	8	8	6
Approval data (UL/CUL)				
Use Group		B	C	D
Nominal voltage/current	[V] / [A]	600 / 200	600 / 200	-
AWG		4-3/0	4-3/0	-
General data				
Type of insulation material / insulation material group		PA / I		
Inflammability class in acc. with UL 94		V0		

Panel feed-through terminal block, Screw connection

UWV 95



Dimensions	[mm]
Length l1	45
Length l2	78.7
Height h1	73.9
Height h2	79.5



Ordering data

No. of pos.	Type	Order No.	Pcs./ Pkt.	Width w [mm]
1	UWV 95-F/S	1713227	10	25



Technical data

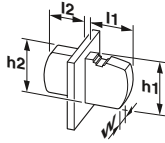
Connection method, internal		Screw connection		
Panel thickness	[mm]	1 - 5		
Connection capacity				
Solid / stranded	[mm ²]	25 - 95 / 35 - 95		
Stranded with ferrules without plastic sleeve	[mm ²]	25 - 95		
Stranded with ferrules with plastic sleeve	[mm ²]	25 - 95		
2 conductors with same cross section solid / stranded	[mm ²]	16 - 35 / 16 - 35		
2 conductors with same cross section, stranded, with ferrule without plastic sleeve	[mm ²]	16 - 35		
2 conductors with same cross section, stranded, with TWIN ferrules with plastic sleeve	[mm ²]	-		
Conductor cross section AWG/kcmil		-		
Stripping length	[mm]	27		
Tightening torque clamping space	[Nm]	10 - 12		
Electrical parameters				
Rated current / conductor cross section	[A] / [mm ²]	232 / 95		
Surge voltage category/degree of pollution		III / 3	III / 2	II / 2
Rated insulation voltage	[V]	1000	1000	1000
Rated surge voltage	[kV]	8	8	6
Approval data (UL/CUL)				
Use Group		B	C	D
Nominal voltage/current	[V] / [A]	600 / 200	600 / 200	-
AWG		4-3/0	4-3/0	-
General data				
Type of insulation material / insulation material group		PA / I		
Inflammability class in acc. with UL 94		V0		

High-current panel feed-through terminal blocks

Conductor cross section up to 95 mm² (AWG 3/0)

Panel feed-through terminal block, Screw connection

UW 95-POT



Dimensions	[mm]
Length l1	49.5
Length l2	42
Height h1	47.4
Height h2	73.9



Ordering data

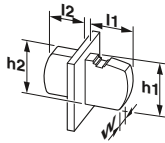
No. of pos.	Type	Order No.	Pcs./ Pkt.	Width w [mm]
1	UW 95-POT/S	1713242	10	25

Technical data

Connection method, internal		Cable lug connection		
Panel thickness	[mm]	1 - 5		
Connection capacity				
Solid / stranded	[mm ²]	25 - 95 / 35 - 95		
Stranded with ferrules without plastic sleeve	[mm ²]	25 - 95		
Stranded with ferrules with plastic sleeve	[mm ²]	25 - 95		
2 conductors with same cross section solid / stranded	[mm ²]	16 - 35 / 16 - 35		
2 conductors with same cross section, stranded, with ferrule without plastic sleeve	[mm ²]	16 - 35		
2 conductors with same cross section, stranded, with TWIN ferrules with plastic sleeve	[mm ²]	-		
Conductor cross section AWG/kcmil				
-				
Stripping length	[mm]	27		
Tightening torque clamping space	[Nm]	10 - 12		
Electrical parameters				
Rated current / conductor cross section	[A] / [mm ²]	232 / 95		
Surge voltage category/degree of pollution		III / 3	III / 2	II / 2
Rated insulation voltage	[V]	1000	1000	1000
Rated surge voltage	[kV]	8	8	6
Approval data (UL/CUL)				
Use Group		B	C	D
Nominal voltage/current	[V] / [A]	600 / 200	600 / 200	-
AWG		4-3/0	4-3/0	-
General data				
Type of insulation material / insulation material group		PA / I		
Inflammability class in acc. with UL 94		V0		

Panel feed-through terminal block, Screw connection

HDFK 95



Dimensions	[mm]
Length l1	49.5
Length l2	45
Height h1	74
Height h2	74



Ordering data

No. of pos.	Type	Order No.	Pcs./ Pkt.	Width w [mm]
1	HDFK 95	0709534	10	25
1	HDFK 95/Z	0717364	10	25

Technical data

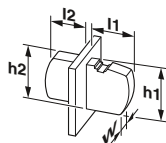
Connection method, internal		Screw connection		
Panel thickness	[mm]	1 - 6		
Connection capacity				
Solid / stranded	[mm ²]	25 - 95 / 35 - 95		
Stranded with ferrules without plastic sleeve	[mm ²]	25 - 95		
Stranded with ferrules with plastic sleeve	[mm ²]	25 - 95		
2 conductors with same cross section solid / stranded	[mm ²]	16 - 35 / 16 - 35		
2 conductors with same cross section, stranded, with ferrule without plastic sleeve	[mm ²]	16 - 35		
2 conductors with same cross section, stranded, with TWIN ferrules with plastic sleeve	[mm ²]	-		
Conductor cross section AWG/kcmil				
4 - 4/0				
Stripping length	[mm]	27		
Tightening torque clamping space	[Nm]	15 - 20		
Electrical parameters				
Rated current / conductor cross section	[A] / [mm ²]	232 / 95		
Surge voltage category/degree of pollution		III / 3	III / 2	II / 2
Rated insulation voltage	[V]	1000	1000	1000
Rated surge voltage	[kV]	8	6	6
Approval data (UL/CUL)				
Use Group		B	C	D
Nominal voltage/current	[V] / [A]	600 / 230	600 / 230	-
AWG		4-4/0	4-4/0	-
Approval data (CSA)				
Use Group		B	C	D
Nominal voltage/current	[V] / [A]	600 / 200	600 / 200	-
General data				
Type of insulation material / insulation material group		PA / I		
Inflammability class in acc. with UL 94		V0		

High-current panel feed-through terminal blocks

Conductor cross section up to 95 mm² (AWG 3/0)

Panel feed-through terminal block, Screw connection

HDFK 95



Dimensions	[mm]
Length l1	49.5
Length l2	45
Height h1	100.7
Height h2	74



Ordering data

No. of pos.	Type	Order No.	Pcs./ Pkt.	Width w [mm]
1	HDFK 95-F	0709644	10	25
1	HDFK 95-F/Z	0714037	10	25

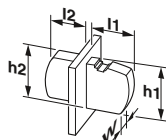


Technical data

Connection method, internal		Screw connection		
Panel thickness	[mm]	1 - 6		
Connection capacity				
Solid / stranded	[mm ²]	35 - 95 / 35 - 95		
Stranded with ferrules without plastic sleeve	[mm ²]	25 - 95		
Stranded with ferrules with plastic sleeve	[mm ²]	25 - 95		
2 conductors with same cross section solid / stranded	[mm ²]	25 - 35 / 25 - 35		
2 conductors with same cross section, stranded, with ferrule without plastic sleeve	[mm ²]	16 - 35		
2 conductors with same cross section, stranded, with TWIN ferrules with plastic sleeve	[mm ²]	-		
Conductor cross section AWG/kcmil		4 - 2/0		
Stripping length	[mm]	27		
Tightening torque clamping space	[Nm]	15 - 20		
Electrical parameters				
Rated current / conductor cross section	[A] / [mm ²]	232 / 95		
Surge voltage category/degree of pollution		III/3	III / 2	II / 2
Rated insulation voltage	[V]	1000	1000	1000
Rated surge voltage	[kV]	8	6	6
Approval data (UL/CUL)				
Use Group		B	C	D
Nominal voltage/current	[V] / [A]	600 / 230	600 / 230	-
AWG		4-4/0	4-4/0	-
Approval data (CSA)				
Use Group		B	C	D
Nominal voltage/current	[V] / [A]	600 / 200	600 / 200	-
General data				
Type of insulation material / insulation material group		PA / I		
Inflammability class in acc. with UL 94		V0		

Panel feed-through terminal block, Screw connection

HDFK 95-VP



Dimensions	[mm]
Length l1	49.5
Length l2	42
Height h1	100.7
Height h2	-



Ordering data

No. of pos.	Type	Order No.	Pcs./ Pkt.	Width w [mm]
1	HDFK 95-F-VP	0709916	10	25
1	HDFK 95-F-VP/Z	0717076	10	25



Technical data

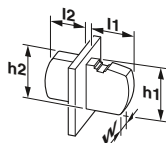
Connection method, internal		Cable lug connection		
Panel thickness	[mm]	1 - 6		
Connection capacity				
Solid / stranded	[mm ²]	35 - 95 / 35 - 95		
Stranded with ferrules without plastic sleeve	[mm ²]	30 - 95		
Stranded with ferrules with plastic sleeve	[mm ²]	30 - 95		
2 conductors with same cross section solid / stranded	[mm ²]	25 - 35 / 25 - 35		
2 conductors with same cross section, stranded, with ferrule without plastic sleeve	[mm ²]	16 - 35		
2 conductors with same cross section, stranded, with TWIN ferrules with plastic sleeve	[mm ²]	-		
Conductor cross section AWG/kcmil		4 - 3/0		
Stripping length	[mm]	27		
Tightening torque clamping space	[Nm]	15 - 20		
Electrical parameters				
Rated current / conductor cross section	[A] / [mm ²]	232 / 95		
Surge voltage category/degree of pollution		III/3	III / 2	II / 2
Rated insulation voltage	[V]	630	1000	1000
Rated surge voltage	[kV]	6	6	6
Approval data (UL/CUL)				
Use Group		B	C	D
Nominal voltage/current	[V] / [A]	600 / 230	600 / 230	-
AWG		4-4/0	4-4/0	-
Approval data (CSA)				
Use Group		B	C	D
Nominal voltage/current	[V] / [A]	600 / 230	600 / 230	-
General data				
Type of insulation material / insulation material group		PA / I		
Inflammability class in acc. with UL 94		V0		

High-current panel feed-through terminal blocks

Conductor cross section up to 95 mm² (AWG 3/0)

Panel feed-through terminal block, T-LOX knee lever connection

TW 95/.. -CL



Dimensions	[mm]
Length l1	52.9
Length l2	67.15
Height h1	75.75
Height h2	65.6



Ordering data

No. of pos.	Type	Order No.	Pcs./ Pkt.	Width w [mm]
1	TW 95/ 1-CL	1708752	10	45
2	TW 95/ 2-CL	1708753	10	71
3	TW 95/ 3-CL	1708754	5	97
4	TW 95/ 4-CL	1708755	5	123
5	TW 95/ 5-CL	1708756	5	149
6	TW 95/ 6-CL	1708757	5	175



Technical data

Connection method, internal		Cable lug connection		
Panel thickness	[mm]	1 - 5		
Connection capacity				
Solid / stranded	[mm ²]	25 - 95 / 25 - 95		
Stranded with ferrules without plastic sleeve	[mm ²]	25 - 95		
Stranded with ferrules with plastic sleeve	[mm ²]	25 - 95		
2 conductors with same cross section solid / stranded	[mm ²]	- / -		
2 conductors with same cross section, stranded, with ferrule without plastic sleeve	[mm ²]	-		
2 conductors with same cross section, stranded, with TWIN ferrules with plastic sleeve	[mm ²]	-		
Conductor cross section AWG/kcmil		4 - 3/0		
Stripping length	[mm]	25		
Tightening torque clamping space	[Nm]	-		
Electrical parameters				
Rated current / conductor cross section	[A] / [mm ²]	232 / 95		
Surge voltage category/degree of pollution		III / 3	III / 2	II / 2
Rated insulation voltage	[V]	1000	1000	1000
Rated surge voltage	[kV]	8	8	8
Approval data (UL/CUL)				
Use Group		B	C	D
Nominal voltage/current	[V] / [A]	-	600 / 200	-
AWG		-	4-3/0	-
General data				
Type of insulation material / insulation material group		PA / I		
Inflammability class in acc. with UL 94		V0		

